



## 公司简介

Connect to put the new  
realm of technique

威浦电器成立于1996年，多年专注于工业连接器的研发与制造，是“全国电器附件标准化技术委员会”组织机构的成员之一，是国标GB/T11918的起草单位之一。

WEIPU was established in 1996, specialize in R&D and manufacturing the industrial connectors, we are the member of “National Electrical Appliances Standardization Technical Committees” and one of the members to draft the national standard for industrial connectors GB/T11918.



威浦工厂实景  
Factory premises

威浦局部厂区  
Workshop building



ISO 9001 ISO/TS 22163

## 实验室 In-house Test Lab Equipment



振动测试机 Vibration Test Equipment  
测试被测产品在寿命期间耐振动情况




电流瞬断测试仪 Electric Current Break Test Equipment  
监测被测产品在震动情况下的通电流情况



· 图像尺寸测量仪 Optical Comparator  
日本进口，自动测量




防水测试机 Waterproof Ip Rating Test Chamber  
测试产品IPX3-6防水性能



使用寿命测试机 Mating Cycle Life Time Test Machine  
测试被测产品接插寿命



全自动二次元投影仪 Accurate Size Test Equipment  
测量精度 $5\mu\text{m}$ ,放大倍率18X-120X



## 系列 Series

## 页码 Page

### M23系列 Series [详情 >](#)

01/01-08

防护等级: IP67  
连接形式: 螺纹式锁紧  
芯 数: 电源: 6、8  
信号: 9、12、17、19

IP rating: IP67  
Coupling: threaded  
No. of contact: for power: 6, 8  
for sinal: 9, 12, 17, 19



### SF系列 Series [详情 >](#)

02/01-08

防护等级: IP67  
连接形式: 推入式快速锁紧  
芯 数: SF6: 2-5 SF12: 2-9  
SF8: 2-8 SF16: 1-10  
SF10: 2-5 SF20: 1-15

IP rating: IP67  
Coupling: push-pull  
No. of contact: SF6: 2-5 SF12: 2-9  
SF8: 2-8 SF16: 1-10  
SF10: 2-5 SF20: 1-15



### SA系列 Series [详情 >](#)

03/01-13

防护等级: IP67  
连接形式: 推入式快速锁紧  
芯 数: SA6: 2-5 SA16: 1-10  
SA8: 2-8 SA20: 1-15  
SA10: 2-5 SA24: 2-19  
SA12: 2-9 SA28: 2-35

IP rating: IP67  
Coupling: push-pull  
No. of contact: SA6: 2-5 SA16: 1-10  
SA8: 2-8 SA20: 1-15  
SA10: 2-5 SA24: 2-19  
SA12: 2-9 SA28: 2-35



### NEW SA24 信号、数据 Series

防护等级: IP67  
连接形式: 推入式快速锁紧  
芯 数: LC, RJ45, USB3.0, HDMI2.0

IP rating: IP67  
Coupling: push-pull  
No. of contact: LC, RJ45, USB3.0, HDMI2.0

### ST系列 Series [详情 >](#)

04/01-02

防护等级: IP67  
连接形式: 螺纹式锁紧  
芯 数: 2-9

IP rating: IP67  
Coupling: threaded  
No. of contact: 2-9



### SP系列 Series [详情 >](#)

05/01-14

防护等级: IP68  
连接形式: 螺纹式锁紧  
芯 数: SP11: 2-5 SP21: 1-15  
SP13: 2-9 SP25: 2-19  
SP17: 1-10 SP29: 2-35

IP rating: IP68  
Coupling: threaded  
No. of contact: SP11: 2-5 SP21: 1-15  
SP13: 2-9 SP25: 2-19  
SP17: 1-10 SP29: 2-35



## 系列 Series

## 页码 Page

### SY系列 Series

[详情 >](#)

06/01-14

防护等级: IP67  
连接形式: 卡扣式锁紧  
芯 数: SY11:2-5 SY21: 1-15  
SY13:2-9 SY25: 2-19  
SY17:1-10 SY29: 2-35

IP rating: IP67  
Coupling: bayonet  
No. of contact: SY11:2-5 SY21: 1-15  
SY13:2-9 SY25: 2-19  
SY17:1-10 SY29: 2-35

### NEW SY25 信号、数据 Series

防护等级: IP67  
连接形式: 卡扣式锁紧  
芯 数: LC, RJ45,  
USB3.0, HDMI2.0

IP rating: IP67  
Coupling: bayonet  
No. of contact: LC, RJ45,  
USB3.0, HDMI2.0



### WA22系列 Series

[详情 >](#)

07/01-03

防护等级: IP67  
连接形式: 螺纹式锁紧  
芯 数: 3+PE, 6+PE

IP rating: IP67  
Coupling: threaded  
No. of contact: 3+PE, 6+PE



### WAC3系列 Series

[详情 >](#)

08/01-02

防护等级: IP65  
连接形式: 卡扣式锁紧  
芯 数: 3

IP rating: IP65  
Coupling: bayonet  
No. of contact: 3



### RJ45F系列 Series

[详情 >](#)

09/01-02

防护等级: IP67  
连接形式: 卡扣式锁紧

IP rating: IP67  
Coupling: bayonet



### WP系列 Series

[详情 >](#)

10/01-02

防护等级: IP44, IP55  
连接形式: 卡扣式锁紧  
芯 数: 1-15

IP rating: IP44, IP55  
Coupling: bayonet  
No. of contact: 1-15



## 系列 Series

## 页码 Page

### WT系列 Series

[详情 >](#)

11/01-02

连接形式：卡扣式锁紧  
芯 数：3、5

IP rating: for indoor only  
Coupling: bayonet  
No. of contact: 3, 5



### WL52系列 Series

[详情 >](#)

12/01-06

防护等级：IP66、IP67  
连接形式：螺纹式锁紧  
芯 数：19

IP rating: IP66, IP67  
Coupling: threaded  
No. of contact: 19



### WD系列 Series

[详情 >](#)

13/01-02

防护等级：IP55、IP65  
链接形式：螺纹式锁紧  
芯 数：4、15

IP rating: IP55, IP65  
Coupling: threaded  
No. of contact: 4, 15



### WB系列 Series

[详情 >](#)

14/01-03

链接形式：螺纹式锁紧  
芯 数：4、7

IP rating: for indoor only  
Coupling: threaded  
No. of contact: 4, 7



### WS系列 Series

[详情 >](#)

15/01-09

连接形式：螺纹式锁紧  
芯 数：1-61

IP rating: for indoor only  
Coupling: threaded  
No. of contact: 1-61



## 系列 Series

## 页码 Page

### WF系列 Series 详情 >

16/01-10

防护等级: IP55、IP65、IP67  
连接形式: 螺纹式锁紧  
芯 数: 1-61

IP rating: IP55, IP65, IP67  
Coupling: threaded  
No. of contact: 1-61



### WY16-55系列Series 详情 >

17/01-12

防护等级: IP55、IP65、IP66、IP67 IP rating: IP55, IP65, IP66, IP67  
连接形式: 卡扣式锁紧 Coupling: bayonet  
芯 数: 1-61 No. of contact: 1-61



### NEW WY12 Series

防护等级: IP67 IP rating: IP67  
连接形式: 卡扣式锁紧 Coupling: bayonet  
芯 数: 2-9 No. of contact: 2-9

### NEW WY24 信号、数据 Series

防护等级: IP67  
连接形式: 卡扣式锁紧  
插 芯: LC, RJ45, USB3.0, HDMI2.0  
IP rating: IP67  
Coupling: bayonet  
No. of contact: LC, RJ45, USB3.0, HDMI2.0

### 电器附件 详情 > Electrical accessories

18/01-04

PG电缆接头  
金属软管接头  
接线盒

Cable gland  
Adapter  
Junction-box



### 焊接插芯参数 详情 > Solder contact spec

19/01-02

用于SA、SF、SP、SY、WB、WD、WP、  
ST、WL、WS、WF、WY系列

For SA, SF, SP, SY, WB, WD, WP,  
ST, WL, WS, WF, WY series



## 系列 Series

## 页码 Page

压接插芯及工具参数 [详情 >](#)  
Crimp contact spec and tool

20/01-05

用于SA、SF、SP、SY、WP、  
WS、WF、WY系列

For SA, SF, SP, SY, WP,  
WS, WF, WY series



螺丝压接芯件参数 [详情 >](#)  
Screw contact spec

21/01-02

用于SP、SY、SF、SA、WP、WS、WF、WY系列

For SP, SY, SF, SA, WP, WS, WF, WY series





## ● M23系列-电源 M23 for power

### 材料和技术参数

#### Material and spec

外壳材料	Shell material	锌基合金(镀镍) Zinc alloy with nickel plating
接触件材料	Contact material	铜镀金 Brass with gold plating
绝缘体	Insert material	PA66
绝缘电阻	Insulation resistance	$>10^{13} \text{ m}\Omega$
接线方式	Termination	压接 Crimp
温度范围	Temperature range	$-40^{\circ}\text{C} \sim +125^{\circ}\text{C}$
接插次数	Mating cycle	1000
电缆直径	Cable outer diameter range	I: 4-8mm (订制 Special order) II: 8-13mm (标配 Standard) III: 12-17mm (订制 Special order)
防护等级	IP rating	IP67
接插方式	Coupling	螺纹锁紧 Threaded coupling



#### 公针直式电缆插头

Male contact  
cable connector

M23DJ TK

芯数  
Number of contact

颜色

灰色: GY (标配)

黑色: BK (订制), 橙色: OG (订制)

蓝色: BU (订制), 绿色: GN (订制)

紫色: PL (订制)

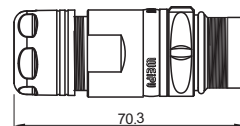
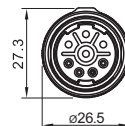
电缆直径 Cable outer diameter range

I: 4-8mm (订制 Special order) II: 8-13mm (标配 Standard)

III: 12-17mm (订制 Special order)

S:屏蔽 Shield

U:不带屏蔽 Unshielded



Colour

Gray: GY (Standard)

Black: BK (Special order), Orange: OG (Special order)

Blue: BU (Special order), Green: GN (Special order)

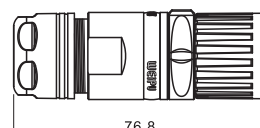
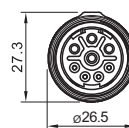
Purple: PL (Special order)



#### 母针直式电缆插头

Female contact  
cable connector

M23DK TK





**公针直式方形法兰插座**  
Male contact  
square flange receptacle

M23DJ\_Z

芯数  
Number of contact

颜色

灰色: GY (标配)

黑色: BK (订制), 橙色: OG (订制)

蓝色: BU (订制), 绿色: GN (订制)

紫色: PL (订制)

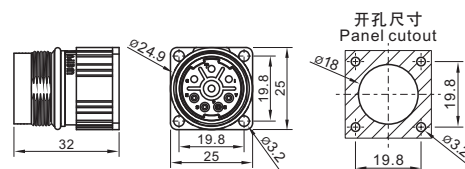
Colour

Gray: GY (Standard)

Black: BK (Special order), Orange: OG (Special order)

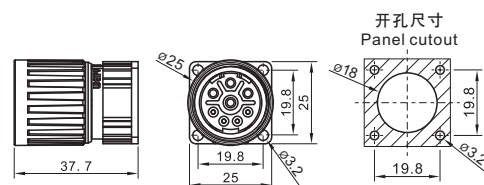
Blue: BU (Special order), Green: GN (Special order)

Purple: PL (Special order)



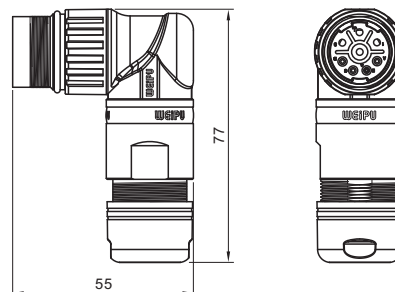
**母针直式方形法兰插座**  
Female contact  
square flange receptacle

M23DK\_Z



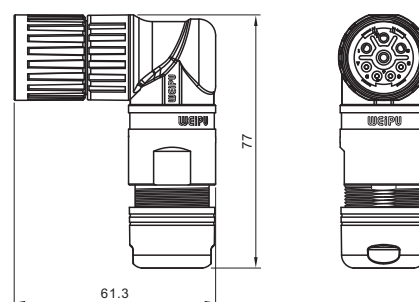
**公针弯式电缆插头**  
Male contact  
angled cable connector

M23DJ\_TL



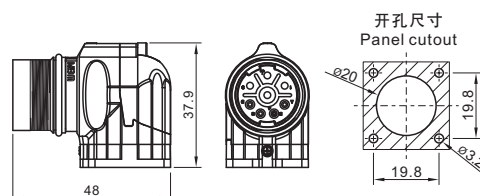
**母针弯式电缆插头**  
Female contact  
angled cable connector

M23DK\_TL



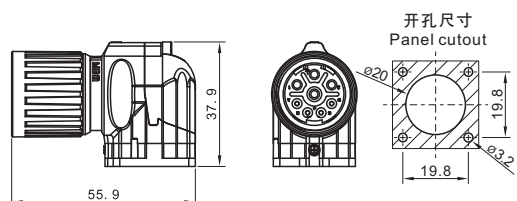
**公针弯式方形法兰插座**  
Male contact angled  
square flange receptacle

M23DJ\_ZL




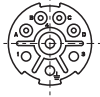
**母针弯式方形法兰插座**  
Female contact angled  
square flange receptacle

M23DK\_ZL



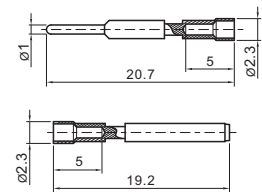
M23系列电源芯件参数表 M23 for power contact arrangement and spec

01

公端绝缘体正面图 Male contact face view	芯数 Number of contact	接触件直径 Contact diameter (mm)	额定电压 Rated voltage (AC.V)	额定电流 Rated current (A)	耐压 Test voltage (AC.V)1min
	6(5+PE)	ø2	600	28	4000
	8(3+4+PE)	ø1×4 ø2×4	300 600	8 28	2500

8A压接插针 8A Crimp contact

※接触直径: Ø1  
Contact diameter: Ø1  
※材料: 铜镀金  
Material: Brass with gold plating



8A压接公插针 8A Male crimp contact

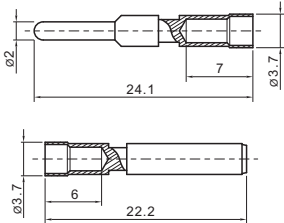
线规 Wire size	剥线长度 Stripping length	压接公插针 Male crimp contact p/n	压接工具 Crimping tool p/n
0.08-0.5mm <sup>2</sup> AWG 28-20	4mm	YJ1-20.7-0.56AU	CTW-0.14/4
0.25-1.0mm <sup>2</sup> AWG 23-17	4mm	YJ1-20.7-1.0AU	CTW-0.14/4

8A冷压母插针 8A Female crimp contact

线规 Wire size	剥线长度 Stripping length	压接母插针 Female crimp contact p/n	压接工具 Crimping tool p/n
0.08-0.5mm <sup>2</sup> AWG 28-10	4mm	YK1-19.2-0.56AU	CTW-0.14/4
0.25-1.0mm <sup>2</sup> AWG 23-17	4mm	YK1-19.2-1.0AU	CTW-0.14/4

28A压接插针 28A Crimp contact

※接触直径: Ø2  
Contact diameter: Ø2  
※材料: 铜镀金  
Material: Brass with gold plating



28A压接公插针 28A Male crimp contact

线规 Wire size	剥线长度 Stripping length	压接公插针 Male crimp contact p/n	压接工具 Crimping tool p/n
0.08-0.5mm <sup>2</sup> AWG 28-20	7mm	YJ2-24.1-0.56AU	CTW-0.14/4
1-2.5mm <sup>2</sup> AWG 18-13	7mm	YJ2-24.1-2.5AU	CTW-0.14/4
2.5-4mm <sup>2</sup> AWG 13-12	7mm	YJ2-24.1-4.0AU	CTW-0.14/4

28A压接母插针 28A Female crimp contact

线规 Wire size	剥线长度 Stripping length	压接母插针 Female crimp contact p/n	压接工具 Crimping tool p/n
0.08-0.5mm <sup>2</sup> AWG 28-20	6mm	YJ2-22.2-0.56AU	CTW-0.14/4
1-2.5mm <sup>2</sup> AWG 18-13	6mm	YK2-22.2-2.5AU	CTW-0.14/4
2.5-4mm <sup>2</sup> AWG 13-12	6mm	YK2-22.2-4.0AU	CTW-0.14/4

压接工具 Crimp tool

用于插针的压接  
For crimping the male / female contacts



型号 Part number	压线范围 Crimping wire range
CTW-0.14/4	0.14-4mm <sup>2</sup> AWG 25-11



## ● M23 系列-信号 M23 for signal

### 材料和技术参数 Material and spec

外壳材料	Shell material	锌基合金(镀镍) Zinc alloy with nickel plating
接触件材料	Contact material	铜镀金 Brass with gold plating
绝缘体	Insert material	PA66
绝缘电阻	Insulation resistance	9、12 针 pins: $>10^{10}\Omega$ 17、19 针 pins: $>10^6\Omega$
接线方式	Termination	压接 Crimp
温度范围	Temperature range	$-40^{\circ}\text{C} \sim +125^{\circ}\text{C}$
接插次数	Mating cycle	1000
电缆直径	Cable outer diameter range	I: 4-8mm (订制 Special order) II: 8-13mm (标配 Standard) III: 12-17mm (订制 Special order)
防护等级	IP rating	IP67
接插方式	Coupling	螺纹锁紧 Threaded coupling

#### 公针直式电缆插头

Male contact  
cable connector

M23SJ TK



芯数  
Number of contact

键槽(见第P01-07页)

N: 灰色(标配), S: 黑色(订做)

H: 橙色(订做), X: 蓝色(订做)

Y: 绿色(订做), Z: 紫色(订做)

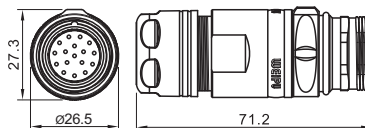
电缆直径 Cable outer diameter range

I: 4-8mm (订制 Special order) II: 8-13mm (标配 Standard)

III: 12-17mm (订制 Special order)

S: 屏蔽 Shield

U: 不带屏蔽 Unshielded



Coded chuck (See P01-07)

N: Gray (Standard), S: Black (Special order)

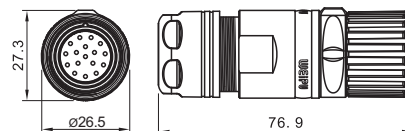
H: Orange (Special order), X: Blue (Special order)

Y: Green (Special order), Z: Purple (Special order)

#### 母针直式电缆插头

Female contact  
cable connector

M23SK TK \_ \_ \_





**公针直式方形法兰插座**  
Male contact  
square flange receptacle

M23SJ\_Z

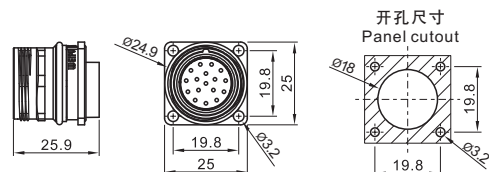
芯数  
Number of contact

键槽 (见第P01-07页)

N: 灰色(标配), S: 黑色(订做)  
H: 橙色(订做), X: 蓝色(订做)  
Y: 绿色(订做), Z: 紫色(订做)

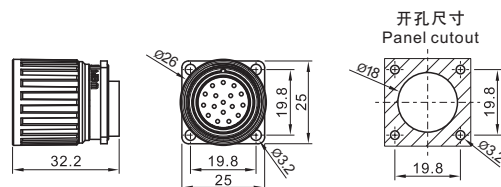
Coded chuck (See P01-07)

N: Gray (Standard), S: Black (Special order)  
H: Orange (Special order), X: Blue (Special order)  
Y: Green (Special order), Z: Purple (Special order)



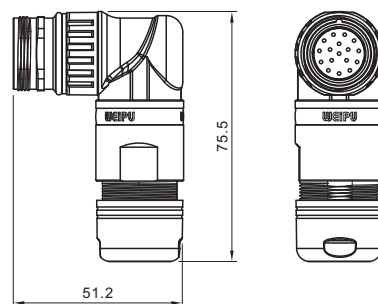
**母针直式方形法兰插座**  
Female contact  
square flange receptacle

M23SK\_Z\_



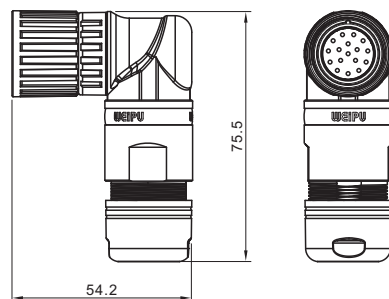
**公针弯式电缆插头**  
Male contact  
angled cable connector

M23SJ\_TL\_ \_ \_



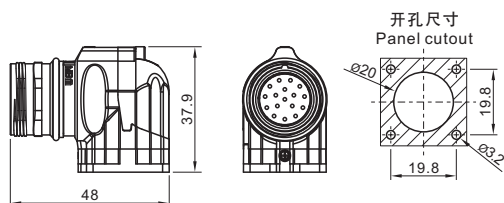
**母针弯式电缆插头**  
Female contact  
angled cable connector

M23SK\_TL\_ \_ \_



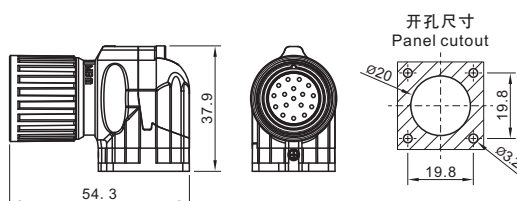
**公针弯式方形法兰插座**  
Male contact angled  
square flange receptacle

M23SJ\_ZL\_







**母针弯式方形法兰插座**  
Female contact angled  
square flange receptacle

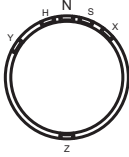
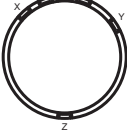
M23SK\_ZL\_

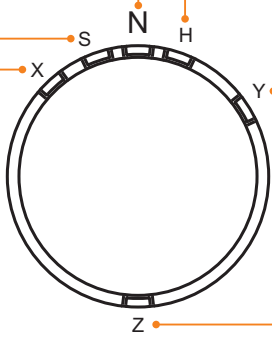


M23系列信号芯件参数表 M23 for signal contact arrangement and spec

01

公端绝缘体正面图 Male contact face view	芯数 Number of contact	接触件直径 Contact diameter (mm)	额定电压 Rated voltage (AC.V)	额定电流 Rated current (A)	耐压 Test voltage (AC.V)1min
	9(8+1)	ø1 8 ø2 1	300	8 20	2500
	12	ø1 12	300	8	2500
	17	ø1 17	150	8	1500
	19(16+3)	ø1 16 ø1.5 3	150	8 10	1500

接触件芯数 Number of Contact	可选接插角度 Optional Angle	编码槽 Coded Chuck
9	N, S, H, X, Y	 公端/标准插拔面 Male contact face view
12	N, S, H, X, Y, Z	
17	N, S, H, X, Y, Z	
19	N, S, H, X, Y	
编码N在原始状态是打开的，运用其它的编码请打开编码卡头 Code N is open in original state, if you need to use another, please open the coded chuck head.		 母端/标准插拔面 Female contact face view

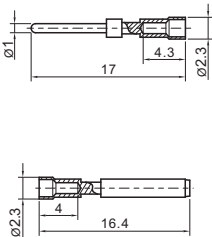


选择不同键槽位配不同颜色  
Choose different coded chucks  
with different colours



8A压接插针 8A Crimp contact

※接触直径: Ø1  
Contact diameter: Ø1  
※材料: 铜镀金  
Material: Brass with gold plating



8A压接公插针 8A Male crimp contact

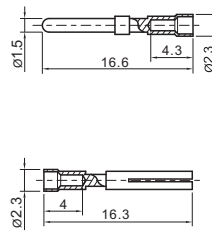
线规 Wire size	剥线长度 Stripping length	压接公插针 Male crimp contact p/n	压接工具 Crimping tool p/n
0.08-0.5mm <sup>2</sup> AWG 28-20	4mm	YJ1-17-0.56AU	CTW-0.14/4
0.56-1mm <sup>2</sup> AWG 20-17	4mm	YJ1-17-1.0AU	CTW-0.14/4
1-1.5mm <sup>2</sup> AWG 17-16	4mm	YJ1-17-1.5AU	CTW-0.14/4

8A冷压母插针 8A Female crimp contact

线规 Wire size	剥线长度 Stripping length	压接母插针 Female crimp contact p/n	压接工具 Crimping tool p/n
0.08-0.5mm <sup>2</sup> AWG 28-20	4mm	YK1-16.4-0.56AU	CTW-0.14/4
0.56-1mm <sup>2</sup> AWG 20-17	4mm	YK1-16.4-1.0AU	CTW-0.14/4
1-1.5mm <sup>2</sup> AWG 17-16	4mm	YK1-16.4-1.5AU	CTW-0.14/4

10A压接插针 10A Crimp contact

※接触直径: Ø1.5  
Contact diameter: Ø1.5  
※材料: 铜镀金  
Material: Brass with gold plating



10A压接公插针 10A Male crimp contact

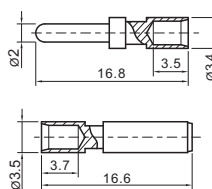
线规 Wire size	剥线长度 Stripping length	压接公插针 Male crimp contact p/n	压接工具 Crimping tool p/n
0.14-0.5mm <sup>2</sup> AWG 26-20	4mm	YJ1.5-16.6-0.56AU	CTW-0.14/4
0.5-1mm <sup>2</sup> AWG 20-17	4mm	YJ1.5-16.6-1.0AU	CTW-0.14/4
1-1.5mm <sup>2</sup> AWG 17-16	4mm	YJ1.5-16.6-1.5AU	CTW-0.14/4

10A压接母插针 10A Female crimp contact

线规 Wire size	剥线长度 Stripping length	压接母插针 Female crimp contact p/n	压接工具 Crimping tool p/n
0.14-0.5mm <sup>2</sup> AWG 26-20	4mm	YK1.5-16.3-0.56AU	CTW-0.14/4
0.56-1mm <sup>2</sup> AWG 20-17	4mm	YK1.5-16.3-1.0AU	CTW-0.14/4
1-1.5mm <sup>2</sup> AWG 17-16	4mm	YK1.5-16.3-1.5AU	CTW-0.14/4

20A压接插针 20A Crimp contact

※接触直径: Ø2  
Contact diameter: Ø2  
※材料: 铜镀金  
Material: Brass with gold plating



20A压接公插针 20A Male crimp contact

线规 Wire size	剥线长度 Stripping length	压接公插针 Male crimp contact p/n	压接工具 Crimping tool p/n
0.75-2.5mm <sup>2</sup> AWG 18-13	3.5mm	YJ2-16.8-2.5AU	CTW-0.14/4

20A压接母插针 20A Female crimp contact

线规 Wire size	剥线长度 Stripping length	压接母插针 Female crimp contact p/n	压接工具 Crimping tool p/n
0.75-2.5mm <sup>2</sup> AWG 18-13	3.5mm	YK2-16.6-2.5AU	CTW-0.14/4

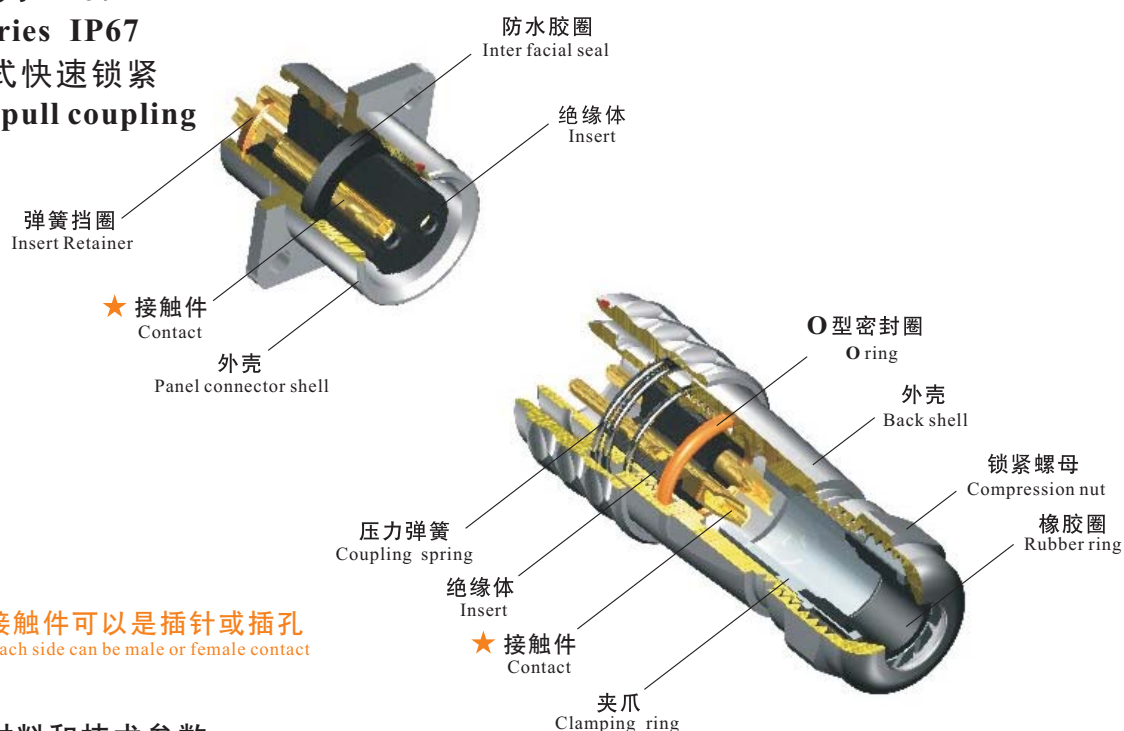
压接工具 Crimp tool

用于插针的压接  
For crimping the male / female  
contacts



型号 Part number	压线范围 Crimping wire range
CTW-0.14/4	0.14-4mm <sup>2</sup> AWG 25-11

- SF 系列 IP67
- SF Series IP67
- 推入式快速锁紧
- Push-pull coupling



- ★ 接触件可以是插针或插孔  
Each side can be male or female contact

### 材料和技术参数 Material and spec

接插方式	Coupling	推入式快速锁紧	Push-pull
外壳材料	Shell material	铜镀铬	Brass with chrome plating
绝缘体	Insert material	热塑性塑料 PPS 耐高温 260℃	PPS max temperature 260 °C
接触件材料	Contact material	铜镀金	Brass with gold plating
接线方式	Termination	焊接: SF6、SF8、SF10、SF12、SF16、SF20 压接: SF16、SF20 螺丝压接: SF20 (Ø2.5mm 插针)	Solder: SF6, SF8, SF10, SF12, SF16, SF20 Crimp: SF16, SF20 Screw: SF20 (Ø2.5mm contact)
电缆直径	Cable outer diameter range	SF6: I: 2-3mm, II: 3-4mm (不标) SF8: I: 3-4mm, II: 4-5mm (不标) SF10: I: 3-4mm, II: 4-6.5mm (不标) SF12: I: 4-6.5mm (不标), II: 5-8mm	SF16 I: 5-8mm (不标), II: 8-12mm SF20 I: 5-9mm, II: 8-12mm (不标)
防护等级	IP rating	IP67	
接插次数	Mating cycle	500	
温度范围	Temperature range	-40℃ ~ +85℃	
绝缘电阻	Insulation resistance	2000MΩ	

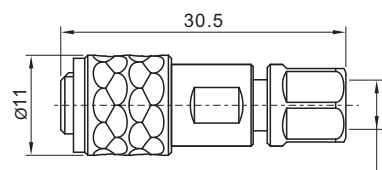
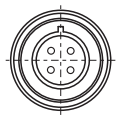
SF6 Series

SF  
6



电缆插头  
与SF611B、SF612B、SF615B相配

Cable connector  
Mate with SF611B, SF612B,  
SF615B



SF610B/P — SF610B/S

插针 Male contact

电缆直径: Cable outer diameter range

I: 2-3mm, II: 3-4mm(不标)

芯数 Number of contact

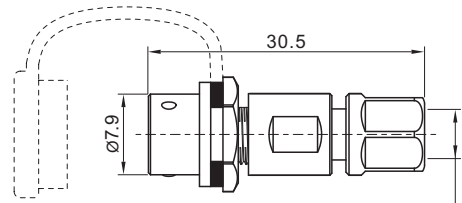
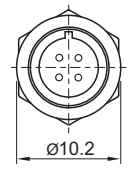
插孔 Female contact

电缆直径: I: 2-3mm, II: 3-4mm(不标)  
Cable outer diameter range



电缆对接插座  
与SF610B相配

In-line cable connector  
Mate with SF610B



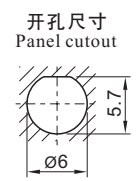
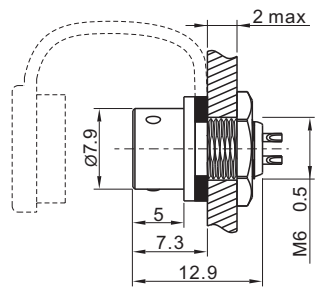
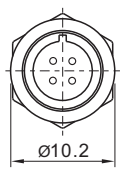
SF611B/P — SF611B/S

电缆直径: I: 2-3mm, II: 3-4mm(不标)  
Cable outer diameter range



后螺母插座  
与SF610B相配

Rear-nut mount  
Mate with SF610B

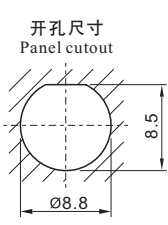
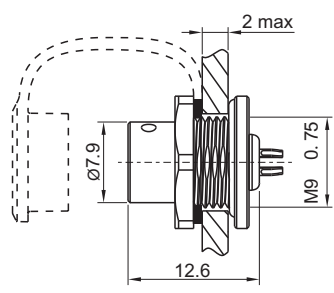
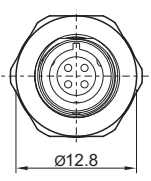


SF612B/P — SF612B/S



前螺母插座  
与SF610B相配

Front-nut mount  
Mate with SF610B



SF615B/P — SF615B/S

焊接芯件参数 Solder contact spec

芯数 Number of contact	2	3	4	5
公端绝缘体正面图 Male contact face view				
额定电流(A) Rated current(A)	3	3	3	3
接触件直径(mm) Contact diameter(mm)	Ø0.6 2	Ø0.6 3	Ø0.6 4	Ø0.6 5
工作电压(AC.V) Rated voltage(AC.V)	30	30	30	30
耐压(AC.V) 1 min Test voltage(AC.V) 1 min	500	500	500	500
接触电阻(mΩ) Contact resistance(mΩ)	10	10	10	10
线规(mm²/AWG) Wire size(mm²/AWG)	≤0.5/20	≤0.5/20	≤0.5/20	≤0.5/20

## SF8 Series

SF  
8

电缆插头  
与SF811B、SF812B、SF815B相配

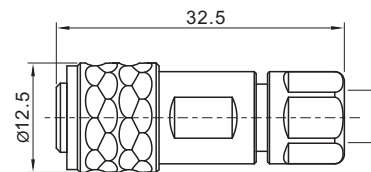
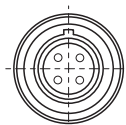
Cable connector  
Mate with SF811B, SF812B,  
SF815B

SF810B/P

SF810B/S

插针 Male contact

电缆直径: Cable outer diameter range  
I: 3-4mm, II: 4-5mm(不标)  
芯数 Number of contact  
插孔 Female contact



电缆直径: I: 3-4mm, II: 4-5mm(不标)  
Cable outer diameter range

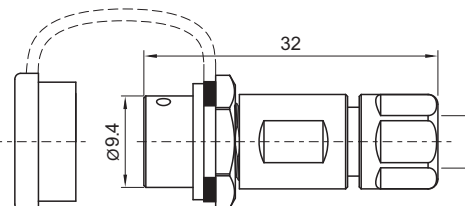
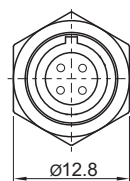


电缆对接插座  
与SF810B相配

In-line cable connector  
Mate with SF810B

SF811B/P

SF811B/S



电缆直径: I: 3-4mm, II: 4-5mm(不标)  
Cable outer diameter range

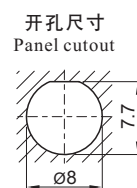
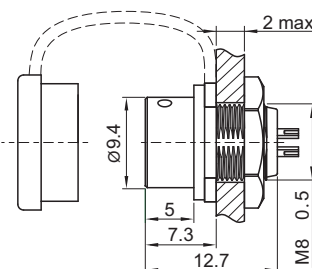
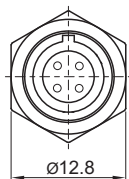


后螺母插座  
与SF810B相配

Rear-nut mount  
Mate with SF810B

SF812B/P

SF812B/S

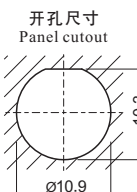
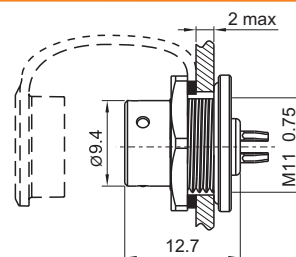
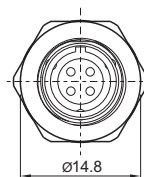


前螺母插座  
与SF810B相配

Front-nut mount  
Mate with SF810B

SF815B/P

SF815B/S



## 焊接芯件参数 Solder contact spec

芯数 Number of contact	2	3	4	6	8
公端绝缘体正面图 Male contact face view					
额定电流 (A) Rated current (A)	5	5	3	3	3
接触件直径(mm) Contact diameter(mm)	Ø1×2	Ø1×3	Ø0.6×4	Ø0.6×6	Ø0.6×8
工作电压 (AC.V) Rated voltage (AC.V)	125	125	30	30	30
耐压 (AC.V) 1 min Test voltage(AC.V) 1 min	1000	1000	500	500	500
接触电阻 (mΩ) Contact resistance(mΩ)	5	5	10	10	10
线规 (mm²/AWG) Wire size (mm²/AWG)	≤0.75/18	≤0.75/18	≤0.5/20	≤0.5/20	≤0.5/20

## SF10 Series



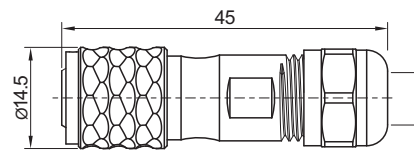
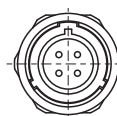
电缆插头  
与SF1011、SF1012、SF1015相配

Cable connector  
Mate with SF1011, SF1012,  
SF1015

SF1010 / P — SF1010 / S —

插针 Male contact

电缆直径: Cable outer diameter range  
I: 3-4mm, II: 4-6.5mm (不标)  
芯数 Number of contact  
插孔 Female contact



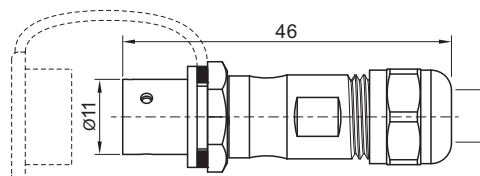
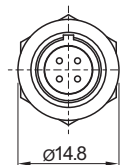
电缆直径: I: 3-4mm, II: 4-6.5mm (不标)  
Cable outer diameter range



电缆对接插座  
与SF1010相配

In-line cable connector  
Mate with SF1010

SF1011 / P — SF1011 / S —



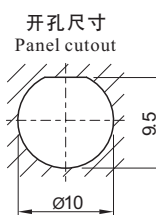
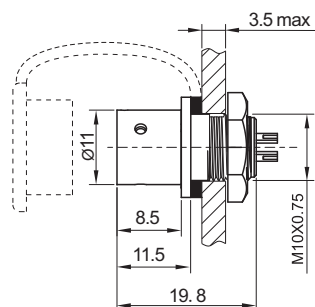
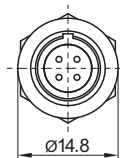
电缆直径: I: 3-4mm, II: 4-6.5mm (不标)  
Cable outer diameter range



后螺母插座  
与SF1010相配

Rear-nut mount  
Mate with SF1010

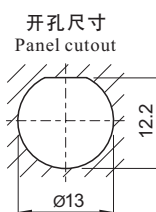
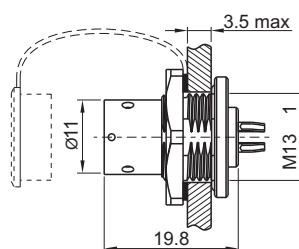
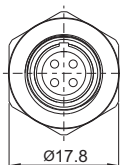
SF1012 / P — SF1012 / S —



前螺母插座  
与SF1010相配

Front-nut mount  
Mate with SF1010

SF1015 / P — SF1015 / S —



## 焊接芯件参数 Solder contact spec

芯数 Number of contact	2	3	4	5
公端绝缘体正面图 Male contact face view				
额定电流 (A) Rated current (A)	5	5	3	3
接触件直径(mm) Contact diameter(mm)	Ø1×2	Ø1×3	Ø0.7×4	Ø0.7×5
工作电压 (AC.V) Rated voltage (AC.V)	180	180	125	125
耐压 (AC.V) 1 min Test voltage(AC.V) 1 min	1000	1000	1000	1000
接触电阻 (mΩ) Contact resistance(mΩ)	5	5	10	10
线规 (mm²/AWG) Wire size (mm²/AWG)	≤0.75/18	≤0.75/18	≤0.5/20	≤0.5/20

## SF12 Series

SF  
12

## 电缆插头

与SF1211、SF1212、SF1213、SF1215相配

Cable connector

Mate with SF1211, SF1212, SF1213, SF1215

SF1210 / P — SF1210 / S —

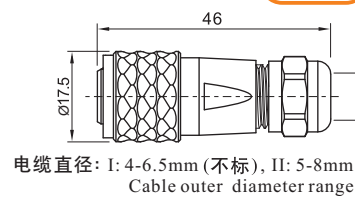
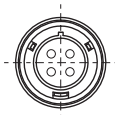
插针 Male contact

电缆外径 Cable outer diameter

I: 4-6.5mm (不标), II: 5-8mm

芯数 Number of contact

插孔 Female contact

电缆直径: I: 4-6.5mm (不标), II: 5-8mm  
Cable outer diameter range

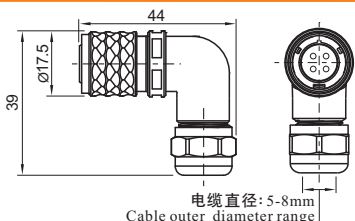
## 弯式电缆插头

与SF1211、SF1212、SF1213、SF1215相配

Angled cable connector

Mate with SF1211, SF1212, SF1213, SF1215

SF1214 / P — II SF1214 / S — II

电缆直径: 5-8mm  
Cable outer diameter range

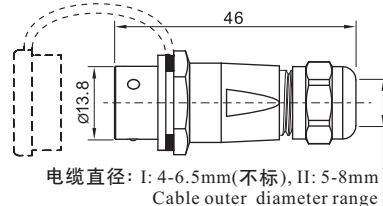
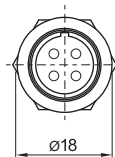
## 电缆对接插座

与SF1210、SF1214相配

In-line cable connector

Mate with SF1210, SF1214

SF1211 / P — SF1211 / S —

电缆直径: I: 4-6.5mm (不标), II: 5-8mm  
Cable outer diameter range

## 后螺母插座

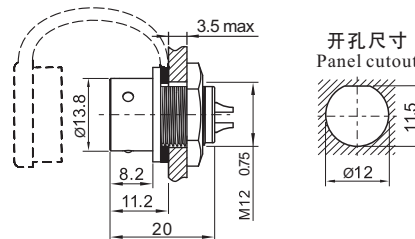
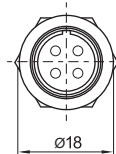
与SF1210、SF1214相配

Rear-nut mount

Mate with SF1210, SF1214

SF1212 / P — SF1212 / S —

芯数 Number of contact

开孔尺寸  
Panel cutout

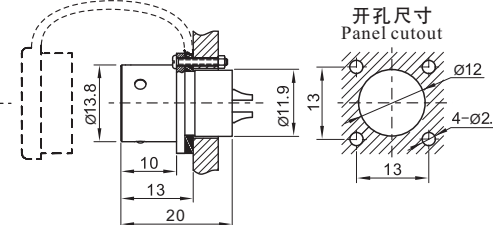
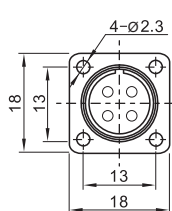
## 方形法兰插座

与SF1210、SF1214相配

Square flange

Mate with SF1210, SF1214

SF1213 / P — SF1213 / S —

开孔尺寸  
Panel cutout

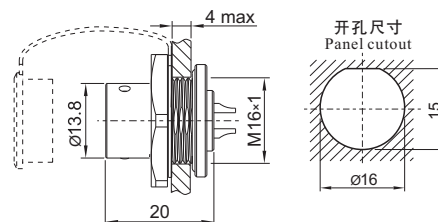
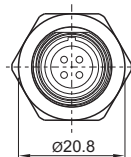
## 前螺母插座

与SF1210、SF1214相配

Front-nut mount

Mate with SF1210, SF1214

SF1215 / P — SF1215 / S —

开孔尺寸  
Panel cutout

## 焊接芯件参数 Solder contact spec

芯数 Number of contact	2	3	4	5	6	7	9
公端绝缘体正面图 Male contact face view							
额定电流 (A) Rated current (A)	13	13	5	5	5	5	3
接触件直径(mm) Contact diameter(mm)	Ø1.6X2	Ø1.6X3	Ø1X4	Ø1X5	Ø1X6	Ø1X7	Ø0.7X9
工作电压 (AC.V) Rated voltage (AC.V)	250	250	200	180	125	125	125
耐压 (AC.V) 1 min Test voltage(AC.V) 1 min	1500	1500	1500	1000	1000	1000	1000
接触电阻 (mΩ) Contact resistance (mΩ)	2.5	2.5	5	5	5	5	10
线规 (mm²/AWG) Wire size(mm²/AWG)	≤2/14	≤2/14	≤0.75/18	≤0.75/18	≤0.75/18	≤0.75/18	≤0.5/20

## SF12 Series

SF  
12

02



**电缆插头**  
与SF1211、SF1212、SF1213相配

Cable connector  
Mate with SF1211, SF1212,  
SF1213

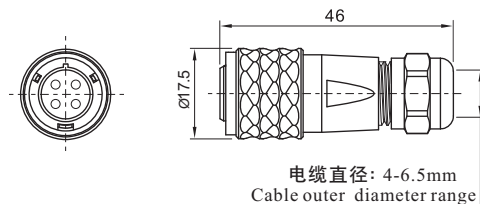
SF1210 / P — SF1210 / S —

插针 Male contact

(U):

芯数 Number of contact

插孔 Female contact



电缆直径: 4-6.5mm  
Cable outer diameter range

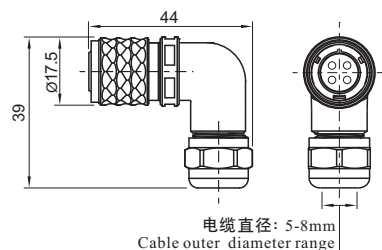


**弯式电缆插头**  
与SF1211、SF1212、SF1213相配

Angled cable connector  
Mate with SF1211, SF1212, SF1213

SF1214 / P — II — SF1214 / S — II —

(U):



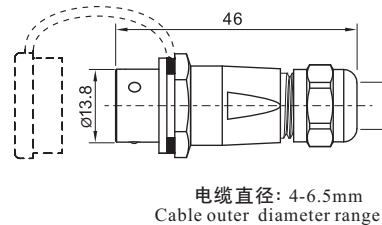
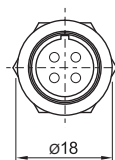
电缆直径: 5-8mm  
Cable outer diameter range



**电缆对接插座**  
与SF1210、SF1214相配

In-line cable connector  
Mate with SF1210, SF1214

SF1211 / P — SF1211 / S —



电缆直径: 4-6.5mm  
Cable outer diameter range



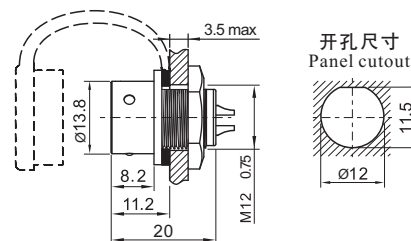
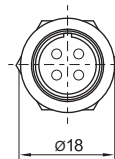
**后螺母插座**  
与SF1210、SF1214相配

Rear-nut mount  
Mate with SF1210,  
SF1214

SF1212 / P — SF1212 / S —

(U):

芯数 Number of contact



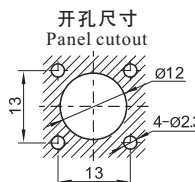
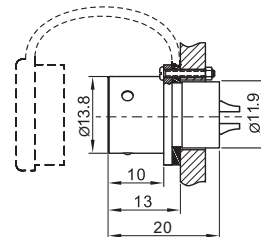
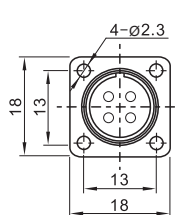
开孔尺寸  
Panel cutout



**方方法兰插座**  
与SF1210、  
SF1214相配

Square flange  
Mate with SF1210,  
SF1214

SF1213 / P — SF1213 / S —



开孔尺寸  
Panel cutout

## 焊接芯件参数 Solder contact spec

芯数 Number of contact	4	5	6	7
公端绝缘体正面图 Male contact face view				
额定电流 (A) Rated current (A)	5	5	5	5
接触件直径(mm) Contact diameter(mm)	Ø1X4	Ø1X5	Ø1X6	Ø1X7
工作电压 (AC.V) Rated voltage (AC.V)	300	300	300	300
耐压 (AC.V) 1 min Test voltage(AC.V) 1 min	1500	1000	1000	1000
接触电阻 (mΩ) Contact resistance (mΩ)	5	5	5	5
线规 (AWG) Wire size (AWG)	18	18	18	18



## SF20 Series

SF  
20

02

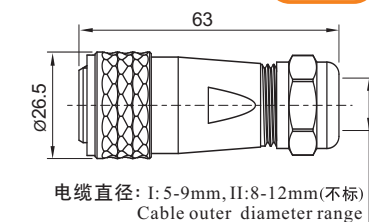
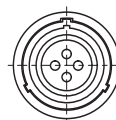


SF2010/P — SF2010/S

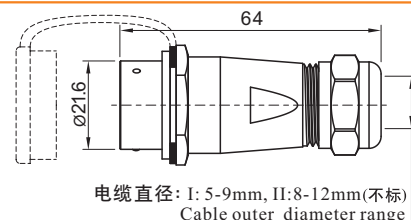
插针 Male contact

## 电缆插头

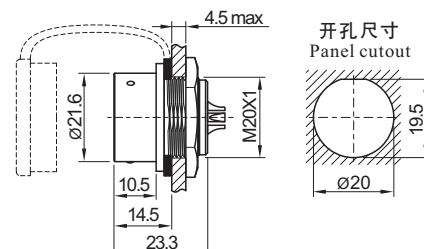
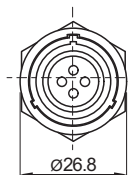
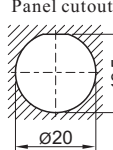
与SF2011、SF2012、SF2013、SF2015相配

Cable connector  
Mate with SF2011, SF2012,  
SF2013, SF20151: 焊接(不标), 2: 螺丝压接, 3: 压接  
1: solder, 2: screw, 3: crimp  
电缆直径: Cable outer diameter range  
I: 5-9mm, II: 8-12mm (不标)  
芯数 Number of contact  
插孔 Female contact电缆直径: I: 5-9mm, II: 8-12mm (不标)  
Cable outer diameter range

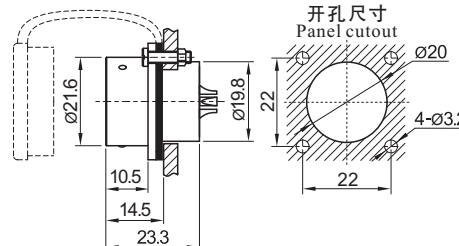
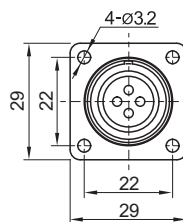
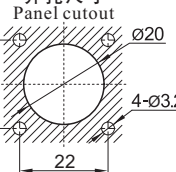
SF2011/P — SF2011/S

电缆对接插座  
与SF2010相配In-line cable connector  
Mate with SF2010电缆直径: I: 5-9mm, II: 8-12mm (不标)  
Cable outer diameter range

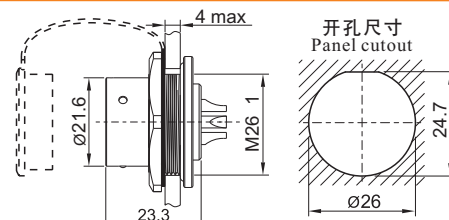
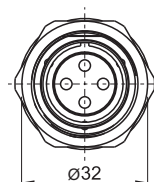
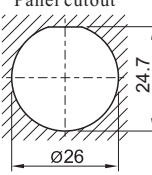
SF2012/P — SF2012/S

后螺母插座  
与SF2010相配Rear-nut mount  
Mate with SF20101: 焊接(不标), 2: 螺丝压接, 3: 压接  
1: solder, 2: screw, 3: crimp  
芯数 Number of contact开孔尺寸  
Panel cutout

SF2013/P — SF2013/S

方方法兰插座  
与SF2010相配Square flange  
Mate with SF2010开孔尺寸  
Panel cutout

SF2015/P — SF2015/S

前螺母插座  
与SF2010相配Front-nut mount  
Mate with SF2010开孔尺寸  
Panel cutout

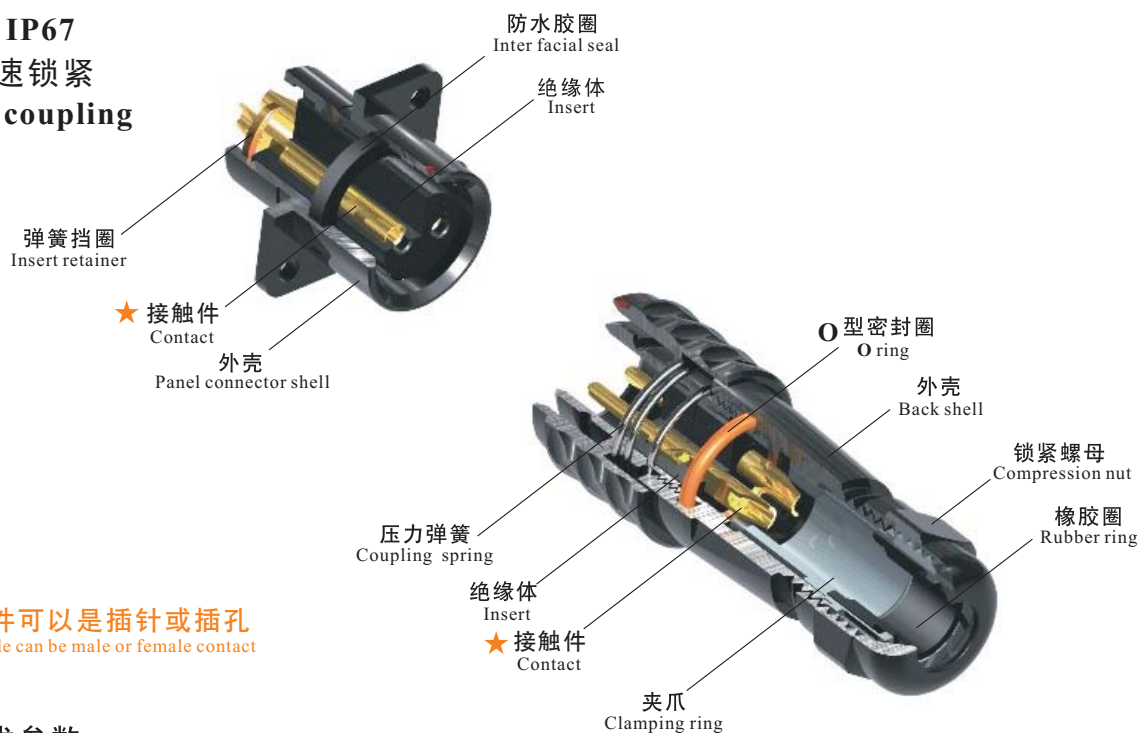
## 焊接芯件参数 Solder contact spec

★压接芯件参数表在P20页>>  
Crimp contact spec see P20★螺丝压接芯件参数表在P21页>>  
Screw contact spec see P21

芯数 Number of contact	2	3	4	5	6	6B	7	8	9	12	15
公端绝缘体正面图 Male contact face view											
额定电流(A) Rated current (A)	25	25	25	10	25 5	30 5	10	10	5	5	5
接触件直径(mm) Contact diameter(mm)	Ø2.5X2	Ø2.5X3	Ø2.5X4	Ø1.5X5	Ø2.5X4 Ø1X2	Ø3X2 Ø1X4	Ø1.5X7	Ø1.5X8	Ø1X9	Ø1X12	Ø1X15
工作电压(AC.V) Rated voltage (AC.V)	500	500	500	500	500	500	500	500	400	400	400
耐压(AC.V) 1 min Test voltage(AC.V) 1 min	1500	1500	1500	1500	1500	1500	1500	1500	1200	1200	1200
接触电阻(mΩ) Contact resistance (mΩ)	1	1	1	2.5	1 5	1 5	2.5	2.5	5	5	5
接线方式 Termination	焊接/螺丝压接 solder / screw	焊接/螺丝压接 solder / screw	焊接/螺丝压接 solder / screw	焊接 solder	焊接 solder	焊接 solder	焊接 solder	焊接 solder	焊接 solder	焊接 solder	焊接 solder
焊接线规(mm²/AWG) Wire size for solder(mm² / AWG)	≤4/11	≤4/11	≤4/11	≤2/14	≤4/11 ≤0.75/18	≤4/11 ≤0.75/18	≤2/14	≤2/14	≤0.75/18	≤0.75/18	≤0.75/18
螺丝压接线规(mm²/AWG) Wire size for screw termination(mm²/AWG)	≤1.5/15	≤1.5/15	≤1.5/15	/	/	/	/	/	/	/	/

点击  
<返回P02-08 | WEIPU  
Electrical Appliances

- SA 系列 IP67
- SA Series IP67
- 推入式快速锁紧
- Push-pull coupling



★ 接触件可以是插针或插孔  
Each side can be male or female contact

## 材料和技术参数 Material and spec

接插方式	Coupling	推入式快速锁紧	Push-pull
外壳材料	Shell material	铝阳极氧化	Anodized aluminium
绝缘体	Insert material	热塑性塑料PPS 耐高温 260℃	PPS, max temperature 260 °C
接触件材料	Contact material	铜镀金	Brass with gold plating
接线方式	Termination	焊接: SA6、SA8、SA10、SA12、SA16、SA20、SA24、SA28 压接: SA16、SA20、SA24、SA28 螺丝压接: SA20、SA24、SA28	Solder: SA6, SA8, SA10, SA12, SA16, SA20, SA24, SA28 Crimp: SA16, SA20, SA24, SA28 Screw: SA20, SA24, SA28
电缆直径	Cable outer diameter range	SA6: I: 2-3mm, II: 3-4mm (不标) SA8: I: 3-4mm, II: 4-5mm (不标) SA10: I: 3-4mm, II: 4-6.5mm (不标)	SA12: I: 4-6.5mm (不标), II: 5-8mm SA16: I: 5-8mm (不标), II: 8-12mm SA20: I: 5-9mm, II: 8-12mm (不标) SA24: 10-14mm SA28: I: 9-13mm, II: 13-16mm (不标)
防护等级	IP rating	IP67	
接插次数	Mating cycle	500	
温度范围	Temperature range	-40℃ ~ +85℃; 信号、数据: -20℃ ~ +70℃	
绝缘电阻	Insulation resistance	2000 MΩ	

## SA6 Series



SA610 / P

SA610 / S

插针 Male contact

## 电缆插头

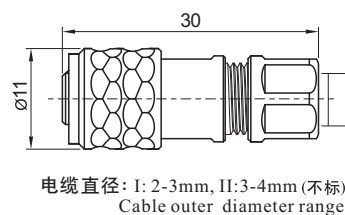
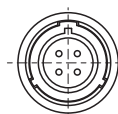
与SA611、SA612、SA615相配

Cable connector  
Mate with SA611, SA612,  
SA615

颜色: Colour:  
B:黑色 B: Black  
S:银色 S: Silver  
L:蓝色 (订做) L: Blue (special order)  
G:绿色 (订做) G: Green (special order)  
R:红色 (订做) R: Red (special order)

电缆直径: Cable outer diameter range  
I: 2-3mm, II: 3-4mm (不标)

芯数 Number of contact  
插孔 Female contact



电缆直径: I: 2-3mm, II: 3-4mm (不标)  
Cable outer diameter range

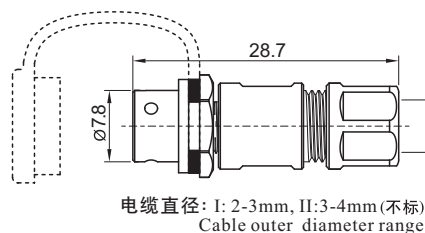
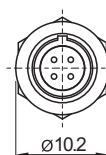


SA611 / P

SA611 / S

## 电缆对接插座

与SA610相配

In-line cable connector  
Mate with SA610

电缆直径: I: 2-3mm, II: 3-4mm (不标)  
Cable outer diameter range

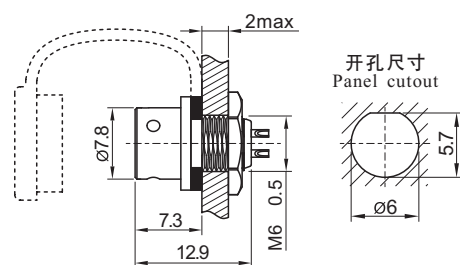
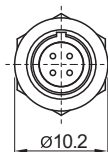


SA612 / P

SA612 / S

## 后螺母插座

与SA610相配

Rear-nut mount  
Mate with SA610

开孔尺寸  
Panel cutout

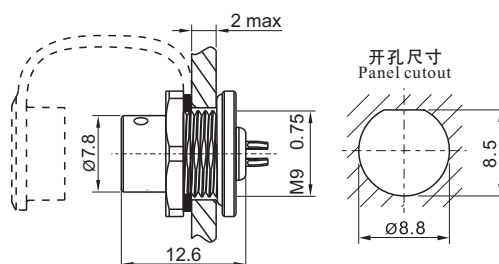
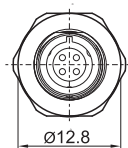


SA615 / P

SA615 / S

## 前螺母插座

与SA610相配

Front-nut mount  
Mate with SA610

开孔尺寸  
Panel cutout

## 焊接芯件参数 Solder contact spec

芯数 Number of contact	2	3	4	5
公端绝缘体正面图 Male contact face view				
额定电流 (A) Rated current (A)	3	3	3	3
接触件直径(mm) Contact diameter(mm)	Ø0.6 2	Ø0.6 3	Ø0.6 4	Ø0.6 5
工作电压 (AC.V) Rated voltage (AC.V)	30	30	30	30
耐压 (AC.V) 1 min Test voltage(AC.V) 1 min	500	500	500	500
接触电阻 (mΩ) Contact resistance(mΩ)	10	10	10	10
线规 (mm²/AWG) Wire size (mm²/AWG)	≤0.5/20	≤0.5/20	≤0.5/20	≤0.5/20

## SA8 Series

SA  
8

**电缆插头**  
与SA811、SA812、SA815相配  
Cable connector  
Mate with SA811, SA812,  
SA815

颜色:  
B:黑色  
S:银色  
L:蓝色 (订做)  
G:绿色 (订做)  
R:红色 (订做)

Colour:  
B: Black  
S: Silver  
L: Blue (special order)  
G: Green (special order)  
R: Red (special order)

电缆直径: Cable outer diameter range  
I: 3-4mm, II: 4-5mm (不标)

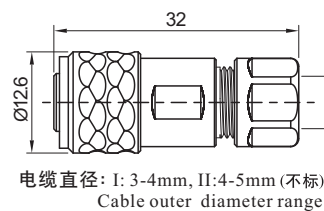
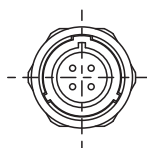
芯数 Number of contact

插孔 Female contact

SA810 / P

SA810 / S

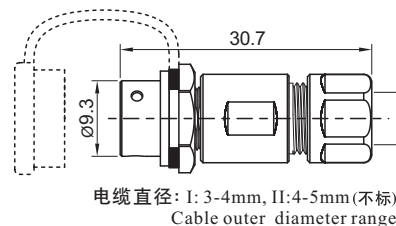
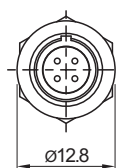
插针 Male contact



**电缆对接插座**  
与SA810相配  
In-line cable connector  
Mate with SA810

SA811 / P

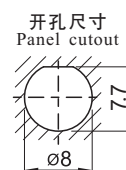
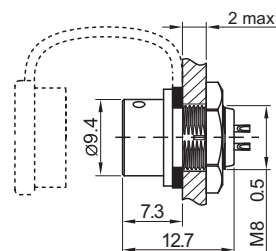
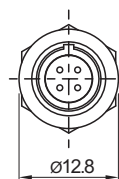
SA811 / S



**后螺母插座**  
与SA810相配  
Rear-nut mount  
Mate with SA810

SA812 / P

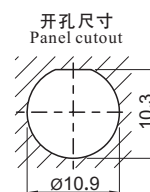
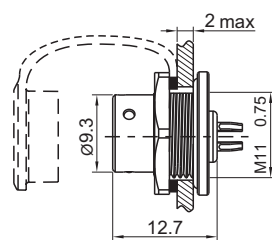
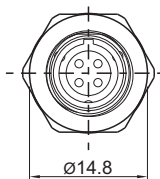
SA812 / S



**前螺母插座**  
与SA810相配  
Front-nut mount  
Mate with SA810

SA815 / P

SA815 / S



## 焊接芯件参数 Solder contact spec

芯数 Number of contact	2	3	4	6	8
公端绝缘体正面图 Male contact face view					
额定电流 (A) Rated current (A)	5	5	3	3	3
接触件直径(mm) Contact diameter(mm)	Ø1×2	Ø1×3	Ø0.6×4	Ø0.6×6	Ø0.6×8
工作电压 (AC.V) Rated voltage (AC.V)	125	125	30	30	30
耐压 (AC.V) 1 min Test voltage(AC.V) 1 min	1000	1000	500	500	500
接触电阻 (mΩ) Contact resistance (mΩ)	5	5	10	10	10
线规 (mm²/AWG) Wire size (mm²/AWG)	≤0.75/18	≤0.75/18	≤0.5/20	≤0.5/20	≤0.5/20

## SA10 Series

03



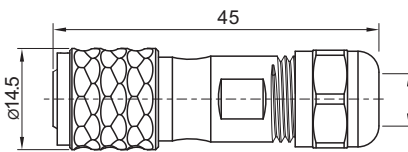
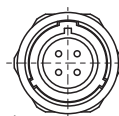
SA1010 / P

SA1010 / S

插针 Male contact

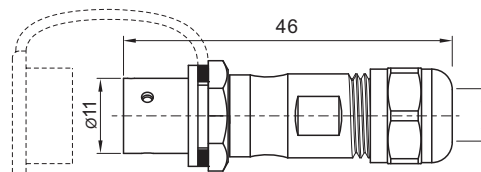
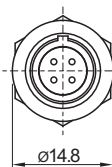
## 电缆插头

与SA1011、SA1012、SA1015相配

Cable connector  
Mate with SA1011, SA1012,  
SA1015颜色:  
B:黑色  
S:银色  
L:蓝色 (订做)  
G:绿色 (订做)  
R:红色 (订做)Colour:  
B: Black  
S: Silver  
L: Blue (special order)  
G: Green (special order)  
R: Red (special order)电缆直径: Cable outer diameter range  
I: 3-4mm, II: 4-6.5mm (不标)芯数 Number of contact  
插孔 Female contact电缆直径: I: 3-4mm, II: 4-6.5mm (不标)  
Cable outer diameter range

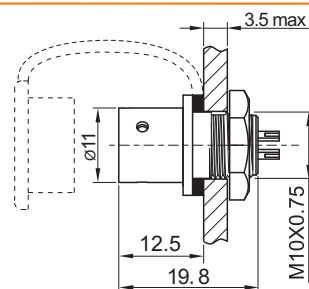
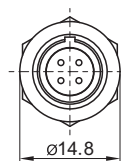
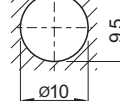
SA1011 / P

SA1011 / S

电缆对接插座  
与SA1010相配In-line cable connector  
Mate with SA1010电缆直径: I: 3-4mm, II: 4-6.5mm (不标)  
Cable outer diameter range

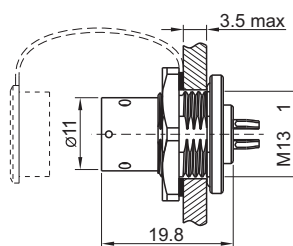
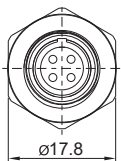
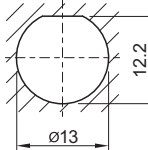
SA1012 / P

SA1012 / S

后螺母插座  
与SA1010相配Rear-nut mount  
Mate with SA1010开孔尺寸  
Panel cutout

SA1015 / P

SA1015 / S

前螺母插座  
与SA1010相配Front-nut mount  
Mate with SA1010开孔尺寸  
Panel cutout

## 焊接芯件参数 Solder contact spec

芯数 Number of contact	2	3	4	5
公端绝缘体正面图 Male contact face view				
额定电流 (A) Rated current (A)	5	5	3	3
接触件直径(mm) Contact diameter(mm)	Ø1×2	Ø1×3	Ø0.7×4	Ø0.7×5
工作电压 (AC.V) Rated voltage (AC.V)	180	180	125	125
耐压 (AC.V) 1 min Test voltage(AC.V) 1 min	1000	1000	1000	1000
接触电阻 (mΩ) Contact resistance(mΩ)	5	5	10	10
线规 (mm²/AWG) Wire size (mm²/AWG)	≤0.75/18	≤0.75/18	≤0.5/20	≤0.5/20



SA1210/P — SA1210/S

插针 Male contact

插孔 Female contact

芯数 Number of contact

电缆插头

与SA1211、SA1212、SA1213、SA1215相配

Cable connector

Mate with SA1211, SA1212

SA1213, SA1215

颜色:

B:黑色

S:银色

L:蓝色 (订做)

G:绿色 (订做)

R:红色 (订做)

Colour:

B: Black

S: Silver

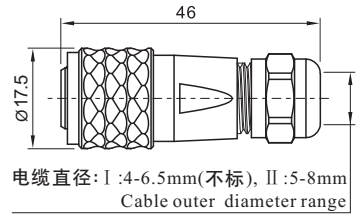
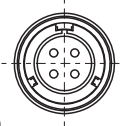
L: Blue (special order)

G: Green (special order)

R: Red (special order)

电缆直径 Cable outer diameter

I : 4-6.5mm(不标), II : 5-8mm



电缆直径: I : 4-6.5mm(不标), II : 5-8mm  
Cable outer diameter range



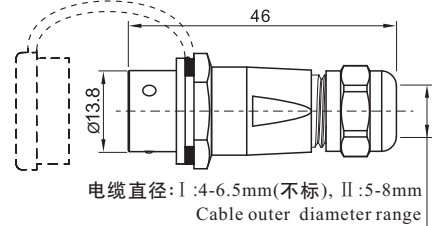
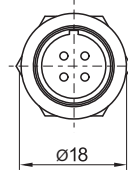
SA1211/P — SA1211/S

电缆对接插座

与SA1210相配

In-line cable connector

Mate with SA1210



电缆直径: I : 4-6.5mm(不标), II : 5-8mm  
Cable outer diameter range



SA1212/P — SA1212/S

芯数 Number of contact

后螺母插座

与SA1210相配

Rear-nut mount

Mate with SA1210

颜色:

B:黑色

S:银色

L:蓝色 (订做)

G:绿色 (订做)

R:红色 (订做)

Colour:

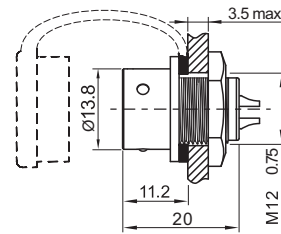
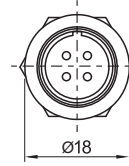
B: Black

S: Silver

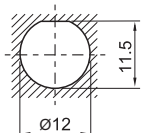
L: Blue (special order)

G: Green (special order)

R: Red (special order)



开孔尺寸  
Panel cutout



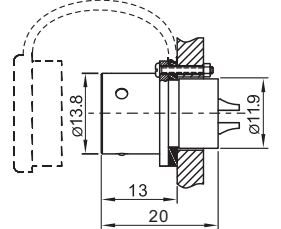
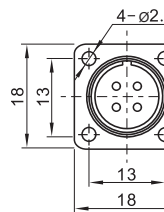
SA1213/P — SA1213/S

方方法兰插座

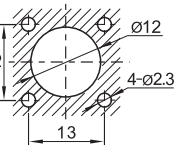
与SA1210相配

Square flange

Mate with SA1210



开孔尺寸  
Panel cutout



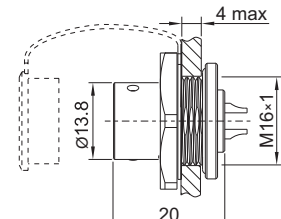
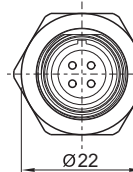
SA1215/P — SA1215/S

前螺母插座

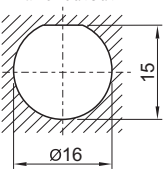
与SA1210相配

Front-nut mount

Mate with SA1210



开孔尺寸  
Panel cutout



焊接芯件参数 Solder contact spec

芯数 Number of contact	2	3	4	5	6	7	9
公端绝缘体正面图 Male contact face view							
额定电流(A) Rated current (A)	13	13	5	5	5	5	3
接触件直径(mm) Contact diameter	Ø1.6X2	Ø1.6X3	Ø1X4	Ø1X5	Ø1X6	Ø1X7	Ø0.7X9
工作电压(AC.V) Rated voltage (AC.V)	250	250	200	180	125	125	125
耐压(AC.V) 1 min Test voltage(AC.V) 1 min	1500	1500	1500	1000	1000	1000	1000
接触电阻(mΩ) Contact resistance(mΩ)	2.5	2.5	5	5	5	5	10
线规(mm²/AWG) Wire size(mm²/AWG)	≤2/14	≤2/14	≤0.75/18	≤0.75/18	≤0.75/18	≤0.75/18	≤0.5/20

## SA16 Series

SA  
16



**电缆插头**  
与SA1611、SA1612、SA1613、SA1615相配

Cable connector  
Mate with SA1611, SA1612,  
SA1613, SA1615

SA1610/P ——— SA1610/S

插针 Male contact

插孔 Female contact

芯数 Number of contact

电缆直径 Cable outer diameter  
I: 5-8mm(不标), II: 8-12mm

1: 焊接(不标), 3: 压接  
1: solder, 3: crimp

颜色:

B: 黑色

S: 银色

L: 蓝色 (订做)

G: 绿色 (订做)

R: 红色 (订做)

Colour:

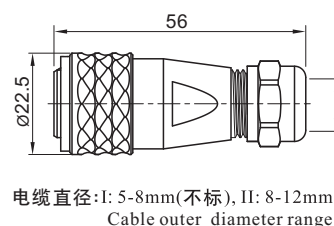
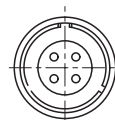
B: Black

S: Silver

L: Blue (special order)

G: Green (special order)

R: Red (special order)



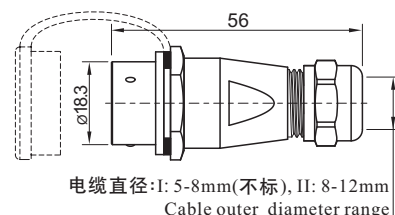
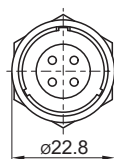
电缆直径: I: 5-8mm(不标), II: 8-12mm  
Cable outer diameter range



**电缆对接插座**  
与SA1610相配

In-line cable connector  
Mate with SA1610

SA1611/P ——— SA1611/S



电缆直径: I: 5-8mm(不标), II: 8-12mm  
Cable outer diameter range



**后螺母插座**  
与SA1610相配

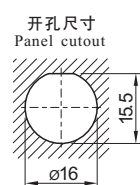
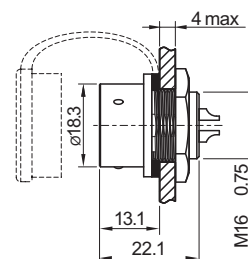
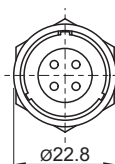
Rear-nut mount  
Mate with SA1610

SA1612/P ——— SA1612/S

芯数 Number of contact

1: 焊接(不标), 3: 压接  
1: solder, 3: crimp

颜色 Colour



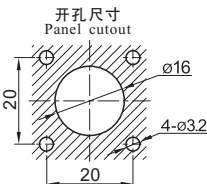
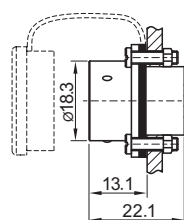
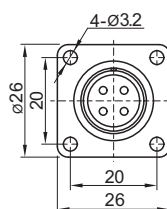
开孔尺寸  
Panel cutout



**方形法兰插座**  
与SA1610相配

Square flange  
Mate with SA1610

SA1613/P ——— SA1613/S



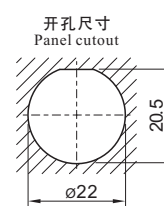
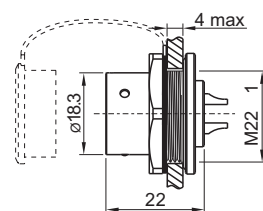
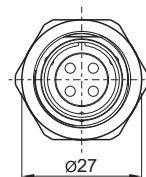
开孔尺寸  
Panel cutout



**前螺母插座**  
与SA1610相配

Front-nut mount  
Mate with SA1610

SA1615/P ——— SA1615/S



开孔尺寸  
Panel cutout

## 焊接芯件参数 Solder contact spec

★压接芯件参数表在P20页>> Crimp contact spec see P20

芯数 Number of contact	2	3	4	2B	3B	4B	5	7	9	10
公端绝缘体正面图 Male contact face view										
额定电流 (A) Rated current (A)	10	10	5	15	15	15	5	5	5	5
接触件直径(mm) Contact diameter(mm)	Ø1.5X2	Ø1.5X3	Ø1X4	Ø2X2	Ø2X3	Ø2X4	Ø1X5	Ø1X7	Ø1X9	Ø1X10
工作电压 (AC.V) Rated voltage (AC.V)	500	500	500	500	500	500	500	400	400	400
耐压 (AC.V) 1 min Test voltage(AC.V) 1 min	1500	1500	1500	1500	1500	1500	1500	1200	1200	1200
接触电阻 (mΩ) Contact resistance(mΩ)	2.5	2.5	5	2.5	2.5	2.5	5	5	5	5
线规 (mm²/AWG) Wire size (mm²/AWG)	≤2/14	≤2/14	≤0.75/18	≤2/14	≤2/14	≤2/14	≤0.75/18	≤0.75/18	≤0.75/18	≤0.75/18

点击  
返回

P03-06 | WEIPU

## SA20 Series

SA  
20



**电缆插头**  
与SA2011、SA2012、SA2013、SA2015相配  
Cable connector  
Mate with SA2011, SA2012,  
SA2013, SA2015

SA2010/P ——— SA2010/S ———

插针 Male contact

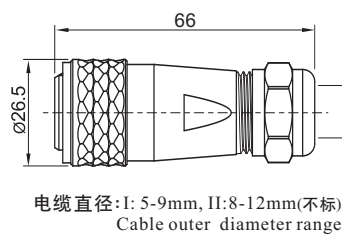
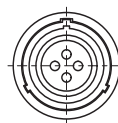
插孔 Female contact

芯数 Number of contact

1: 焊接(不标), 2: 螺丝压接, 3: 压接  
1: solder, 2: screw, 3: crimp

颜色: Colour:  
B: 黑色 B: Black  
S: 银色 S: Silver  
L: 蓝色(订做) L: Blue (special order)  
G: 绿色(订做) G: Green (special order)  
R: 红色(订做) R: Red (special order)

电缆直径: Cable outer diameter range  
I: 5-9mm, II: 8-12mm(不标)

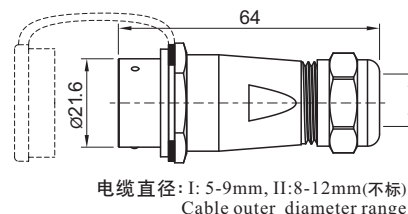


电缆直径: I: 5-9mm, II: 8-12mm(不标)  
Cable outer diameter range



**电缆对接插座**  
与SA2010相配  
In-line cable connector  
Mate with SF2010

SA2011/P ——— SA2011/S ———

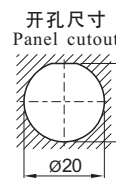
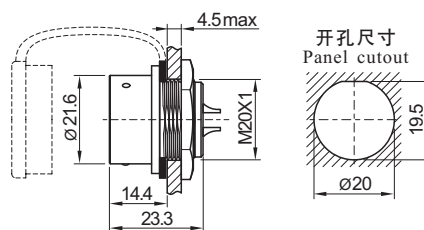
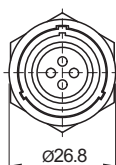


电缆直径: I: 5-9mm, II: 8-12mm(不标)  
Cable outer diameter range



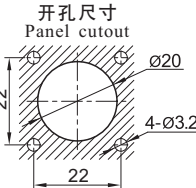
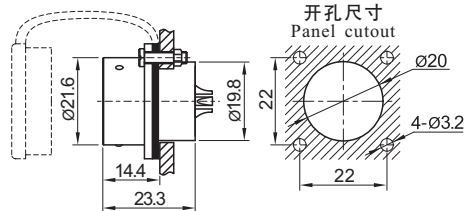
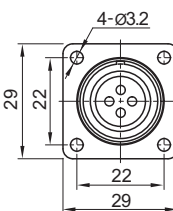
**后螺母插座**  
与SA2010相配  
Rear-nut mount  
Mate with SA2010

SA2012/P ——— SA2012/S ———



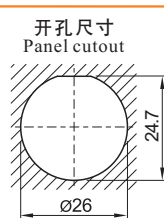
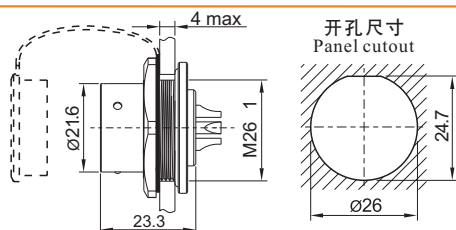
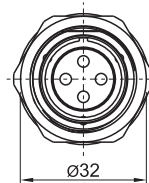
**方方法兰插座**  
与SA2010相配  
Square flange  
Mate with SA2010

SA2013/P ——— SA2013/S ———



**前螺母插座**  
与SA2010相配  
Front-nut mount  
Mate with SA2010

SA2015/P ——— SA2015/S ———



## 焊接芯件参数 Solder contact spec

★压接芯件参数表在P20页>>  
Crimp contact spec see P20

★螺丝压接芯件参数表在P21页>>  
Screw contact spec see P21

芯数 Number of contact	2	3	4	5	6	6B	7	8	9	12	15
公端绝缘体正面图 Male contact face view											
额定电流(A) Rated current (A)	25	25	25	10	25 5	30 5	10	10	5	5	5
接触件直径(mm) Contact diameter(mm)	Ø2.5X2	Ø2.5X3	Ø2.5X4	Ø1.5X5	Ø2.5X4 Ø1X2	Ø3X2 Ø1X4	Ø1.5X7	Ø1.5X8	Ø1X9	Ø1X12	Ø1X15
工作电压(AC.V) Rated voltage (AC.V)	500	500	500	500	500	500	500	500	400	400	400
耐压(AC.V) 1 min Test voltage(AC.V) 1 min	1500	1500	1500	1500	1500	1500	1500	1500	1200	1200	1200
接触电阻(mΩ) Contact resistance (mΩ)	1	1	1	2.5	1 5	1 5	2.5	2.5	5	5	5
接线方式 Termination	焊接/螺丝压接 solder / screw	焊接/螺丝压接 solder / screw	焊接/螺丝压接 solder / screw	焊接 solder	焊接 solder	焊接 solder	焊接 solder	焊接 solder	焊接 solder	焊接 solder	焊接 solder
焊接线规(mm²/AWG) Wire size for solder (mm² / AWG)	≤4/11	≤4/11	≤4/11	≤2/14	≤4/11 ≤0.75/18	≤4/11 ≤0.75/18	≤2/14	≤2/14	≤0.75/18	≤0.75/18	≤0.75/18
螺丝压接线规(mm²/AWG) Wire size for screw termination (mm² / AWG)	≤1.5/15	≤1.5/15	≤1.5/15	/	/	/	/	/	/	/	/

## SA24 Series

SA  
24



**电缆插头**  
与SA2411、SA2412、SA2413相配

Cable connector  
Mate with SA2411, SA2412,  
SA2413

SA2410/P — — SA2410/S

插针 Male contact

插孔 Female contact

芯数 Number of contact

1: 焊接(不标), 2: 螺丝压接, 3: 压接  
1: solder, 2: screw, 3: crimp

颜色:

B: 黑色

S: 银色

L: 蓝色 (订做)

G: 绿色 (订做)

R: 红色 (订做)

Colour:

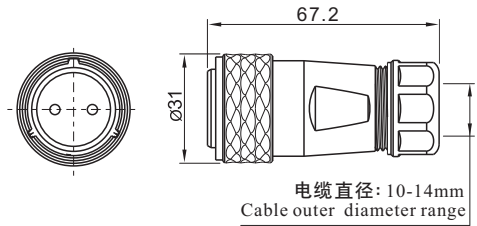
B: Black

S: Silver

L: Blue (special order)

G: Green (special order)

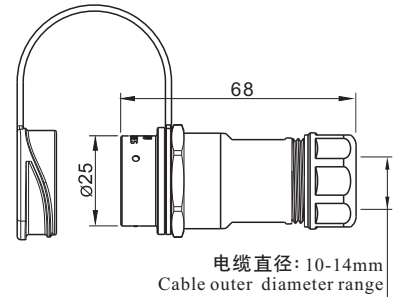
R: Red (special order)



**电缆对接插座**  
与SA2410相配

In-line cable connector  
Mate with SA2410

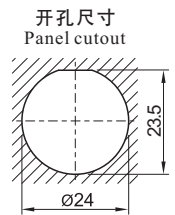
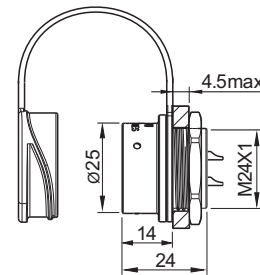
SA2411/P — — SA2411/S — —



**后螺母插座**  
与SA2410相配

Rear-nut mount  
Mate with SA2410

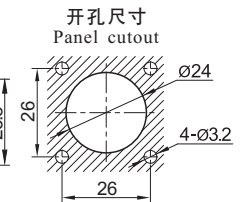
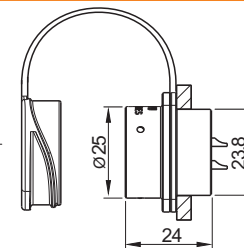
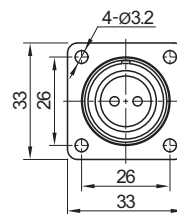
SA2412/P — — SA2412/S — —



**方形法兰插座**  
与SA2410相配

Square flange  
Mate with SA2410

SA2413/P — — SA2413/S — —



## 焊接芯件参数 Solder contact spec

★压接芯件参数表在P20页>>  
Crimp contact spec see P20

★螺丝压接芯件参数表在P21页>>  
Screw contact spec see P21

WS24、WF24、WY24	2	3	4	9	10	12	12B	19
公端绝缘体正面图 Male contact face view								
额定电流(A) Rated current(A)	25	25	25	5 25	10	10	5 30	5
接触件直径(mm) Contact diameter(mm)	Ø2.5X2	Ø2.5X3	Ø2.5X4	Ø1X5 Ø2.5X4	Ø1.5X10	Ø1.5X12	Ø1X9 Ø3X3	Ø1X19
工作电压(AC.V) Rated voltage(AC.V)	500	500	500	500	500	500	500	400
耐压(AC.V) 1 min Test voltage(AC.V) 1 min	1500	1500	1500	1500	1500	1500	1500	1200
接触电阻(mΩ) Contact resistance(mΩ)	1	1	1	5 1	2.5	2.5	5 1	5
绝缘电阻(MΩ) Insulation resistance(MΩ)	2000	2000	2000	2000	2000	2000	2000	2000
线规(mm²/AWG) Wire size(mm²/AWG)	≤4/11	≤4/11	≤4/11	≤0.75/18 ≤4/11	≤2/14	≤2/14	≤0.75/18 ≤4/11	≤0.75/18
螺丝压接线规(mm²/AWG) Wire size for screw termination	≤1.5/15	≤1.5/15	≤1.5/15	/	/	/	/	/

## SA28 Series

SA  
28

## 电缆插头

与SA2811、SA2812、SA2813、SA2815相配

Cable connector

Mate with SA2811, SA2812, SA2813, SA2815

1: 焊接(不标), 2: 螺丝压接, 3: 压接  
1: solder, 2: screw, 3: crimp

颜色:

B: 黑色

S: 银色

L: 蓝色 (订做)

G: 绿色 (订做)

R: 红色 (订做)

Colour:

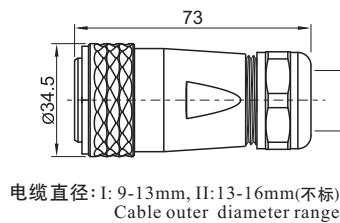
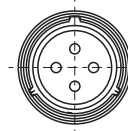
B: Black

S: Silver

L: Blue (special order)

G: Green (special order)

R: Red (special order)

电缆直径: Cable outer diameter range  
I: 9-13mm, II: 13-16mm(不标)电缆直径: I: 9-13mm, II: 13-16mm(不标)  
Cable outer diameter range

SA2810/P ——— SA2810/S

插针 Male contact

插孔 Female contact

芯数 Number of contact

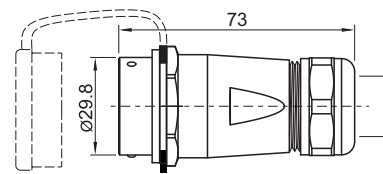
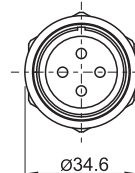


## 电缆对接插座

与SA2810相配

In-line cable connector

Mate with SA2810

电缆直径: I: 9-13mm, II: 13-16mm(不标)  
Cable outer diameter range

SA2811/P ——— SA2811/S

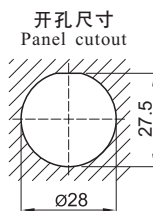
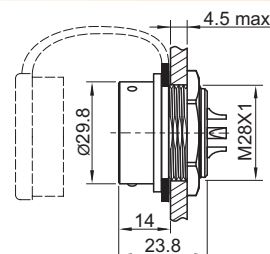
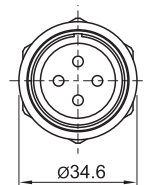


## 后螺母插座

与SA2810相配

Rear-nut mount

Mate with SA2810



SA2812/P ——— SA2812/S

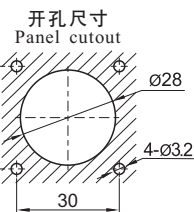
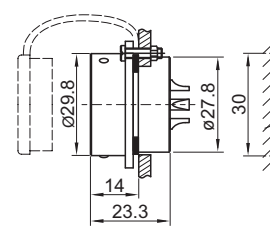
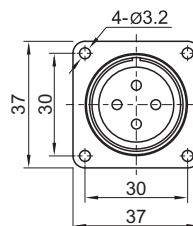


## 方形法兰插座

与SA2810相配

Square flange

Mate with SA2810



SA2813/P ——— SA2813/S

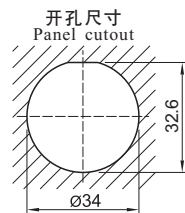
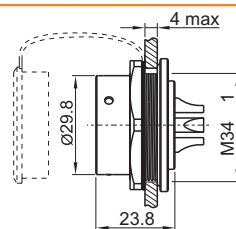
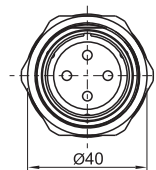


## 前螺母插座

与SA2810相配

Front-nut mount

Mate with SA2810



SA2815/P ——— SA2815/S

## 焊接芯件参数 Solder contact spec

★压接芯件参数表在P20页>>  
Crimp contact spec see P20★螺丝压接芯件参数表在P21页  
Screw contact spec see P21

芯数 Number of contact	2	3	4	7	8	8B	9	10	10B	12	16	17	20	24	26	35
公端绝缘体正面图 Male contact face view																
额定电流(A) Rated current(A)	50	50	25	25	25	60.5	25.5	25	10	10	10	10	5	5	5	5
接触件直径(mm) Contact diameter(mm)	Ø3.5X2	Ø3.5X3	Ø2.5X4	Ø2.5X7	Ø2.5X8	Ø5X2 Ø1X6	Ø2.5X4 Ø1X5	Ø2.5X10	Ø1.5X10	Ø1.5X12	Ø1.5X16	Ø1.5X17	Ø1X20	Ø1X24	Ø1X26	Ø1X35
工作电压(AC.V) Rated voltage(AC.V)	500	500	500	500	500	500 400	500	500	500	500	500	500	400	400	400	400
耐压(AC.V) 1 min Test voltage(AC.V) 1 min	1500	1500	1500	1500	1500	1500	1500	1500	1500	1500	1500	1500	1200	1200	1200	1200
接触电阻(mΩ) Contact resistance(mΩ)	0.5	0.5	1	1	1	0.5、5	1、5	1	2.5	2.5	2.5	2.5	5	5	5	5
接线方式 Termination	焊接/螺丝压接 solder/screw	焊接/螺丝压接 solder/screw	焊接/螺丝压接 solder/screw	焊接/螺丝压接 solder/screw	焊接/螺丝压接 solder/screw	焊接 solder	焊接 solder	焊接/螺丝压接 solder/screw	焊接 solder	焊接 solder	焊接 solder	焊接 solder	焊接 solder	焊接 solder	焊接 solder	焊接 solder
线规(mm²/AWG) Wire size(mm²/AWG)	≤10/7	≤10/7	≤4/11	≤4/11	≤4/11	≤16/5 ≤0.75/18	≤4/11 ≤0.75/18	≤4/11	≤2/14	≤2/14	≤2/14	≤2/14	≤0.75/18	≤0.75/18	≤0.75/18	≤0.75/18
螺丝压接线规(mm²/AWG) Wire size for screw termination	≤6/10	≤6/10	≤1.5/15	≤1.5/15	≤1.5/15	/	/	≤1.5/15	/	/	/	/	/	/	/	/

## SA24 Series



**SA24**  
信号数据

03



### LC 光纤电缆插头

与 SA2411、SA2412、SA2413 相配

Plug with LC adapter

Mate with SA2411, SA2412, SA2413

#### SA2410/PLC

线长: Wire length:  
0.5m 0.5m  
1.0m 1.0m  
1.5m 1.5m  
2.0m 2.0m  
3.0m 3.0m

颜色:

B: 黑色

S: 银色

L: 蓝色 (订做)

G: 绿色 (订做)

R: 红色 (订做)

Colour:

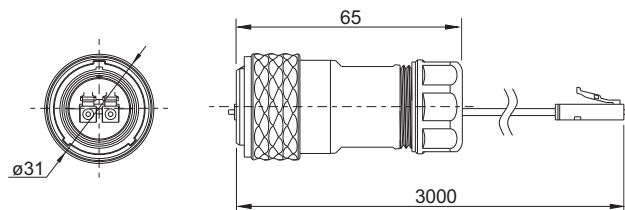
B: Black

S: Silver

L: Blue (special order)

G: Green (special order)

R: Red (special order)



★ 线材长度可以定制

Wire length can be customized



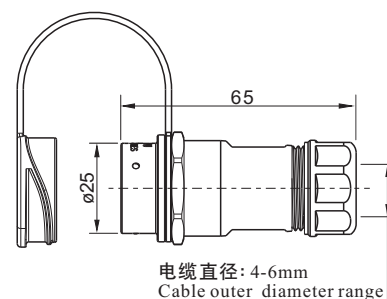
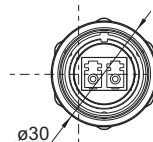
#### SA2411/SLC

### LC 光纤对接电缆插座

与 SA2410 相配

Rreceptacle with LC adapter

Mate with SA2410



电缆直径: 4-6mm

Cable outer diameter range



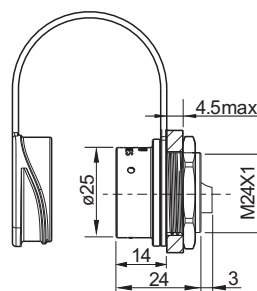
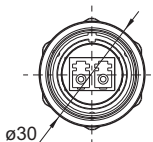
#### SA2412/SLC

### LC 光纤后螺母插座

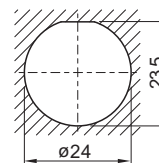
与 SA2410 相配

Rear-nut mount receptacle  
with LC adapter

Mate with SA2410



开孔尺寸  
Panel cutout



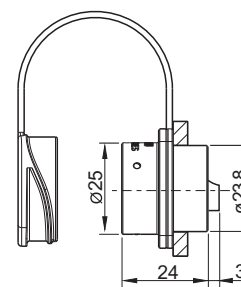
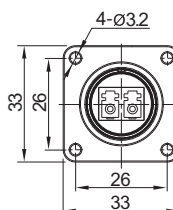
#### SA2413/SLC

### LC 光纤方形法兰插座

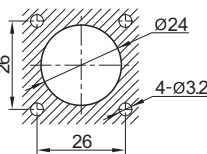
与 SA2410 相配

Square flange receptacle  
with LC adapter

Mate with SA2410



开孔尺寸  
Panel cutout



## SA24 Series


**SA24**  
信号数据


SA2410/PRJ45

**RJ45电缆插头**

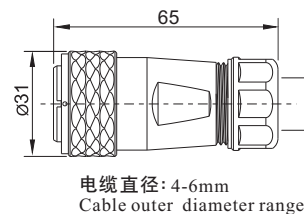
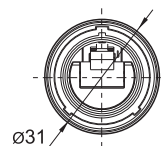
与 SA2411、SA2412、SA2413 相配

RJ45 Plug

Mate with SA2411, SA2412, SA2413

颜色:  
B:黑色  
S:银色  
L:蓝色 (订做)  
G:绿色 (订做)  
R:红色 (订做)

Colour:  
B: Black  
S: Silver  
L: Blue (special order)  
G: Green (special order)  
R: Red (special order)



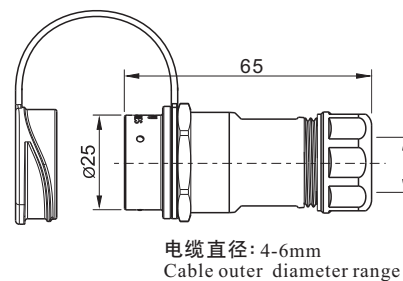
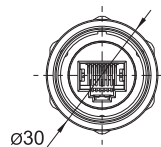
SA2411/SRJ45

**RJ45对接电缆插座**

与 SA2410 相配

RJ45 Receptacle

Mate with SA2410



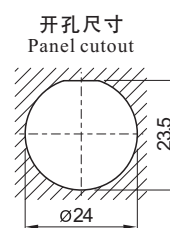
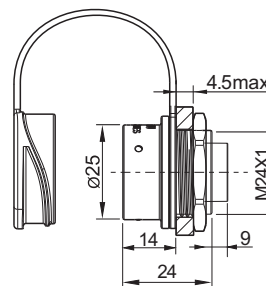
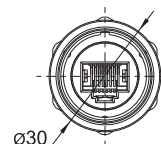
SA2412/SRJ45

**RJ45后螺母插座**

与 SA2410 相配

RJ45 Rear-nut mount receptacle

Mate with SA2410



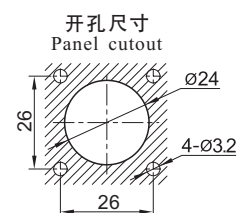
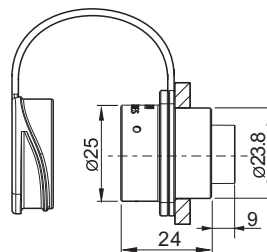
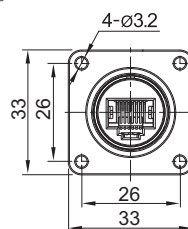
SA2413/SRJ45

**RJ45方形法兰插座**

与 SA2410 相配

RJ45 Square flange receptacle

Mate with SA2410





## SA24 Series

SA24  
信号数据

03

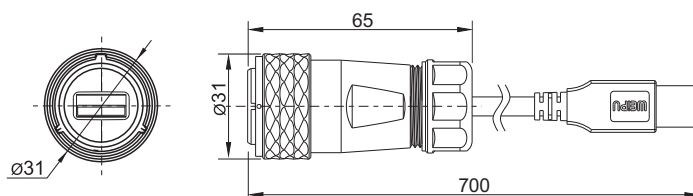


**USB3.0电缆插头**  
与 SA2411、SA2412、SA2413  
USB3.0 Plug  
Mate with SA2411, SA2412, SA2413

### SA2410/PUSB3.0

线长: Wire length:  
0.5m 0.5m  
1.0m 1.0m  
1.5m 1.5m  
2.0m 2.0m  
3.0m 3.0m

颜色: Colour:  
B:黑色 B: Black  
S:银色 S: Silver  
L:蓝色 (订做) L: Blue (special order)  
G:绿色 (订做) G: Green (special order)  
R:红色 (订做) R: Red (special order)

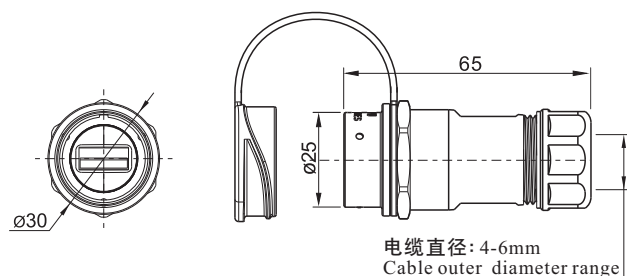


★线材长度可以定制  
Wire length can be customized



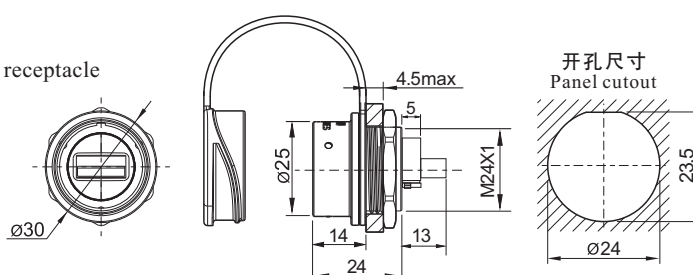
**USB3.0对接电缆插座**  
与SA2410相配  
USB3.0 Receptacle  
Mate with SA2410

### SA2411/SUSB3.0



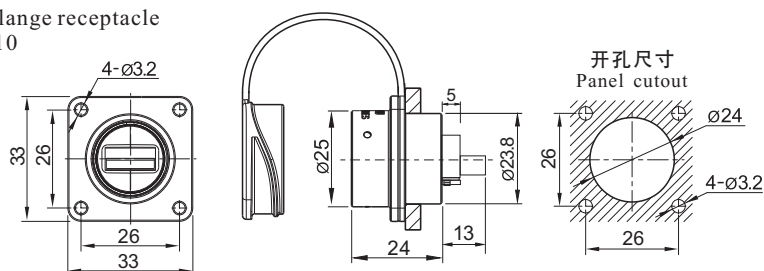
**USB3.0后螺母插座**  
与SA2410相配  
USB3.0 Rear-nut mount receptacle  
Mate with SA2410

### SA2412/SUSB3.0



**USB3.0方形法兰插座**  
与SA2410相配  
USB3.0 Square flange receptacle  
Mate with SA2410

### SA2413/SUSB3.0

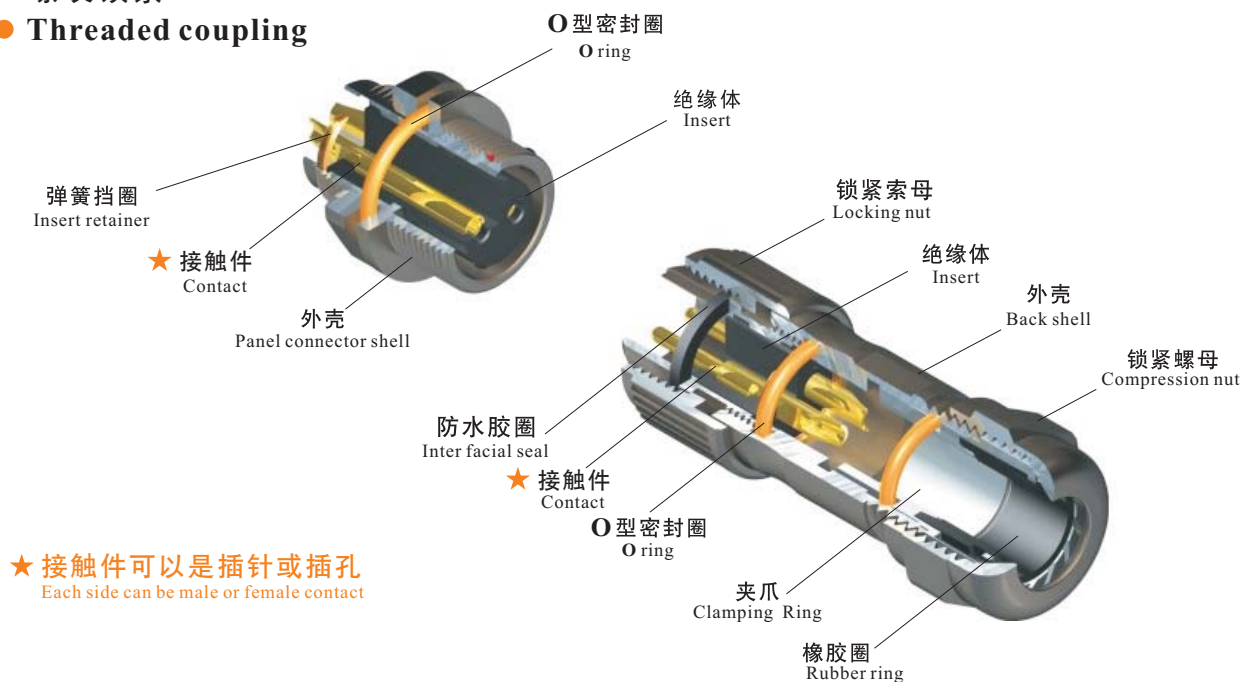








- ST12 系列 IP67
- ST12 Series IP67
- 螺纹锁紧
- Threaded coupling



#### 材料和技术参数 Material and spec

接插方式	Coupling	螺纹锁紧	Threaded coupling
外壳材料	Shell material	锌基合金电镀镍	Zinc alloy with black nickel plating
绝缘体	Insert material	热塑性塑料PPS 耐高温 260℃	PPS, max temperature 260 °C
接触件材料	Contact material	铜镀金	Brass with gold plating
接线方式	Termination	焊接	Solder
电缆直径	Cable outer diameter range	5-8mm	
防护等级	IP rating	IP67	
接插次数	Mating cycle	500	
温度范围	Temperature range	-40℃~+85℃	
绝缘电阻	Insulation resistance	2000MΩ	

## ST12 Series

ST  
12



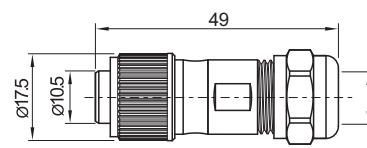
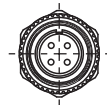
ST1210 / P—

ST1210 / S—

插针 Male contact

电缆插头  
与ST1211、ST1212、ST1213、  
ST1214 相配

Cable connector  
Mate with ST1211, ST1212,  
ST1213, ST1214



电缆直径: 5-8mm  
Cable outer diameter range

芯数 Number of contact  
插孔 Female contact

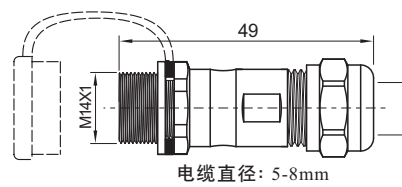
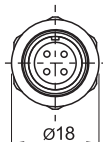


ST1211 / P—

ST1211 / S—

电缆对接插座  
与ST1210 相配

In-line cable connector  
Mate with ST1210



电缆直径: 5-8mm  
Cable outer diameter range

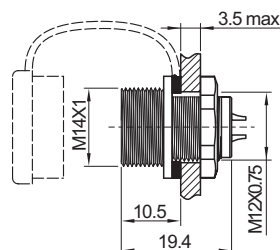
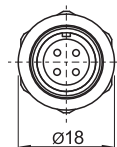


ST1212 / P—

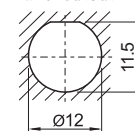
ST1212 / S—

后螺母插座  
与ST1210 相配

Rear-nut mount  
Mate with ST1210



开孔尺寸  
Panel cutout



芯数 Number of contact

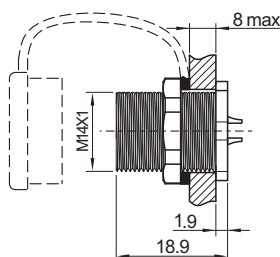
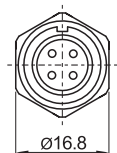


ST1213 / P—

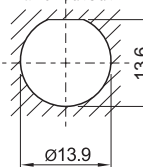
ST1213 / S—

前螺母插座  
与ST1210 相配

Front-nut mount  
Mate with ST1210



开孔尺寸  
Panel cutout

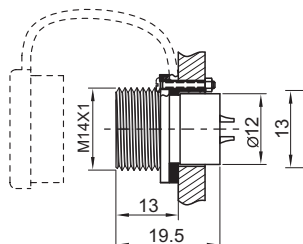
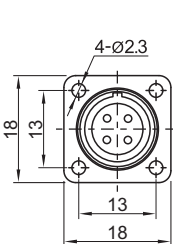


ST1214 / P—

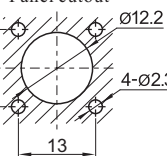
ST1214 / S—

方形法兰插座  
与ST1210 相配

Square flange  
Mate with ST1210



开孔尺寸  
Panel cutout

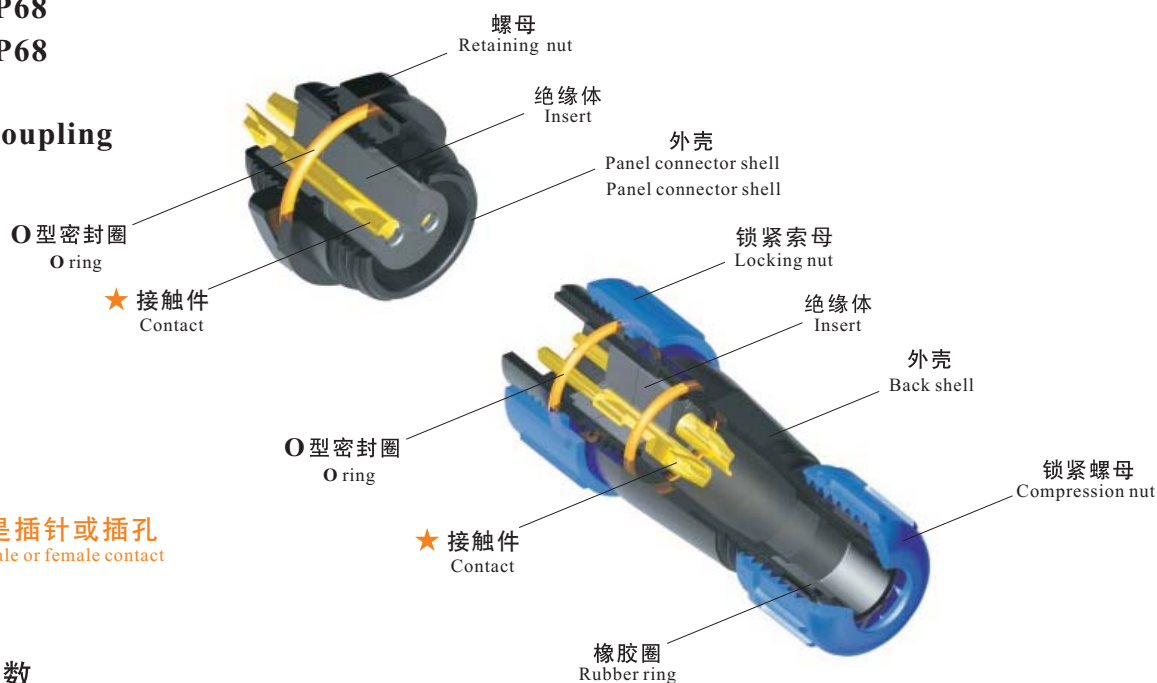


## 焊接芯件参数 Solder contact spec

芯数 Number of contact	2	3	4	5	6	7	9
公端绝缘体正面图 Male contact face view							
额定电流 (A) Rated current (A)	13	13	5	5	5	5	3
接触件直径 (mm) Contact diameter (mm)	Ø1.6X2	Ø1.6X3	Ø1X4	Ø1X5	Ø1X6	Ø1X7	Ø0.7X9
工作电压 (AC.V) Rated voltage (AC.V)	250	250	200	180	125	125	125
耐压 (AC.V) 1 min Test voltage (AC.V) 1 min	1500	1500	1500	1000	1000	1000	1000
接触电阻 (mΩ) Contact resistance (mΩ)	2.5	2.5	5	5	5	5	10
线规 (mm²/AWG) Wire size (mm² / AWG)	≤2/14	≤2/14	≤0.75/18	≤0.75/18	≤0.75/18	≤0.75/18	≤0.5/20

- SP系列 IP68
- SP Series IP68
- 螺纹锁紧
- Threaded coupling

★ 接触件可以是插针或插孔  
Each side can be male or female contact



### 材料和技术参数 Material and spec

接插方式	Coupling	螺纹锁紧	Threaded
外壳材料	Shell material	热塑性塑料PC, PA66 防火等级: V-0	PC, Nylon66, fire resistance: V-0
绝缘体	Insert material	热塑性塑料PPS, 耐高温260℃	PPS, max temperature 260 °C
接触件材料	Contact material	铜镀金	Brass with gold plating
接线方式	Termination	焊接: SP 11, SP13, SP17, SP21, SP25, SP29 压接: SP17, SP21, SP25, SP29 螺丝压接: SP21, SP25, SP29 (Ø2.5, Ø3, Ø3.5mm 插针)	Solder: SP 11, SP13, SP17, SP21, SP25, SP29, Crimp: SP17, SP21, SP25, SP29 Screw: SP21, SP25, SP29 (Ø2.5, Ø3, Ø3.5mm contact)
电缆直径	Cable outer diameter range	SP11: I: 3-4mm, II: 4-6.5mm(不标) SP17: 6-10mm SP25: I: 10-14mm (不标), II: 7-12mm	SP13: I: 4-6.5mm(不标), II: 5-8mm SP21: I: 4.5-7mm, II: 7-12mm(不标), III: 5-9mm SP29: I: 9-13mm, II: 13-16mm(不标)
防护等级	IP rating	IP68	
接插次数	Mating cycle	500	
温度范围	Temperature range	-40℃~+85℃	
绝缘电阻	Insulation resistance	2000 MΩ	

## SP11 Series



SP1110/P

SP1110/S

插针 Male contact

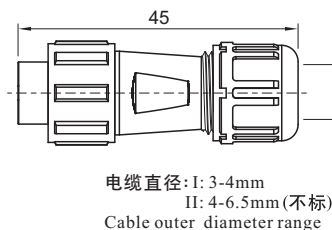
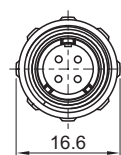
**电缆插头**  
与SP1111、SP1111C、  
SP1112相配

Cable connector  
Mate with SP1111,  
SP1111C, SP1112

电缆直径: Cable outer diameter range  
I: 3-4mm II: 4-6.5mm(不标)

芯数 Number of contact

插孔 Female contact



电缆直径: I: 3-4mm  
II: 4-6.5mm(不标)  
Cable outer diameter range

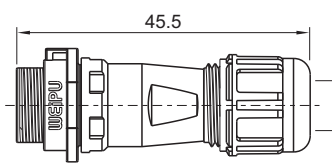
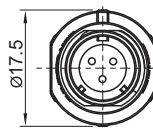


SP1111C/P

SP1111C/S

**电缆对接插座 C**  
与SP1110相配

In-line cable connector C  
Mate with SP1110



电缆直径: I: 3-4mm  
II: 4-6.5mm(不标)  
Cable outer diameter range

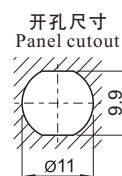
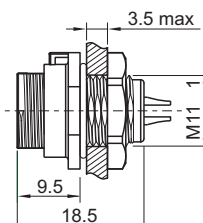
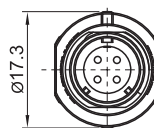


SP1112/P

SP1112/S

**后螺母插座**  
与SP1110相配

Rear-nut mount  
Mate with SP1110



## 焊接芯件参数 Solder contact spec

芯数 Number of contact	2	3	4	5
公端绝缘体正面图 Male contact face view				
额定电流 (A) Rated current (A)	5	5	3	3
接触件直径(mm) Contact diameter(mm)	Ø1×2	Ø1×3	Ø0.7×4	Ø0.7×5
工作电压 (AC.V) Rated voltage (AC.V)	180	180	125	125
耐压 (AC.V) 1 min Test voltage(AC.V) 1 min	1000	1000	1000	1000
接触电阻(mΩ) Contact resistance(mΩ)	5	5	10	10
线规 (mm²/AWG) Wire size(mm²/AWG)	≤0.75/18	≤0.75/18	≤0.5/20	≤0.5/20

## SP11 Series

CULUS

CULUS



电缆插头  
与SP1111、SP1112相配

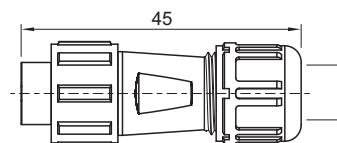
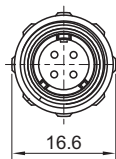
Cable connector  
Mate with SP1111, SP1112

SP1110/P

SP1110/S

插针 Male contact

(CU): CULUS  
颜色: 全黑色 Colour: All black  
芯数 Number of contact  
插孔 Female contact



电缆直径: 4-6.5mm  
Cable outer diameter range

CULUS

CULUS

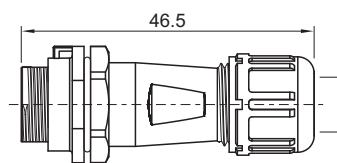
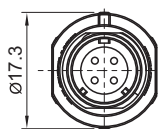


电缆对接插座  
与SP1110相配

In-line cable connector  
Mate with SP1110

SP1111/P

SP1111/S



电缆直径: 4-6.5mm  
Cable outer diameter range

CULUS

CULUS

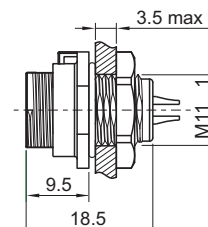
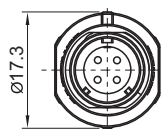


后螺母插座  
与SP1110相配

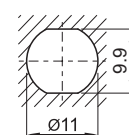
Rear-nut mount  
Mate with SP1110

SP1112/P

SP1112/S



开孔尺寸  
Panel cutout



## 焊接芯件参数

## Solder contact spec

芯数 Number of contact	4	5
公端绝缘体正面图 Male contact face view		
额定电流 (A) Rated current (A)	3	3
接触件直径(mm) Contact diameter(mm)	Ø0.7×4	Ø0.7×5
工作电压 (AC.V) Rated voltage (AC.V)	125	125
耐压 (AC.V) 1 min Test voltage(AC.V) 1 min	1000	1000
接触电阻 (mΩ) Contact resistance(mΩ)	10	10
线规 (AWG) Wire size(AWG)	20	20

## SP13 Series



SP1310 / P

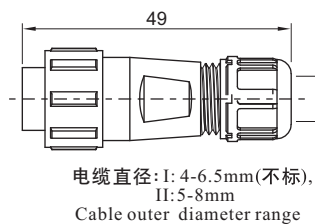
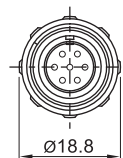
SP1310 / S

插针 Male contact

电缆插头  
与SP1311、SP1311C、SP1312 相配

Cable connector  
Mate with SP1311,  
SP1311C, SP1312

电缆外径 Cable outer diameter range  
I: 4-6.5mm(不标), II: 5-8mm  
芯数 Number of contact  
插孔 Female contact



电缆直径: I: 4-6.5mm(不标),  
II: 5-8mm  
Cable outer diameter range

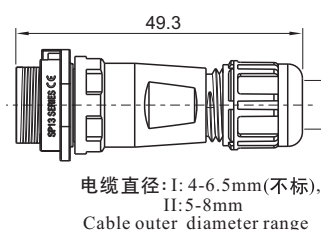
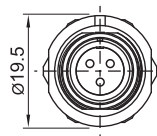


SP1311C / P

SP1311 C / S

电缆对接插座 C  
与SP1310 相配

In-line cable connector C  
Mate with SP1310



电缆直径: I: 4-6.5mm(不标),  
II: 5-8mm  
Cable outer diameter range



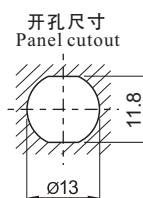
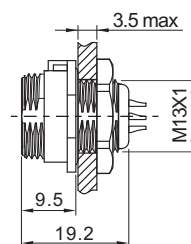
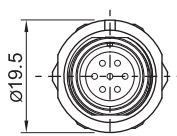
SP1312 / P

SP1312 / S

后螺母插座  
与SP1310 相配

Rear-nut mount  
Mate with SP1310

芯数 Number of contact

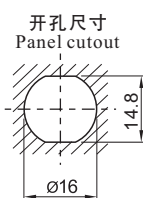
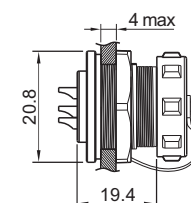
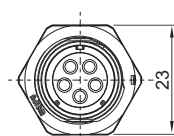


SP1315 / P

SP1315 / S

前螺母插座  
与SP1310 相配

Front-nut mount  
Mate with SP1310



## 焊接芯件参数表

## Solder contact spec

芯数 Number of contact	2	3	4	5	6	7	9
公端绝缘体正面图 Male contact face view							
额定电流 (A) Rated current (A)	13	13	5	5	5	5	3
接触件直径 (mm) Contact diameter (mm)	Ø1.6X2	Ø1.6X3	Ø1X4	Ø1X5	Ø1X6	Ø1X7	Ø0.7X9
工作电压 (AC.V) Rated voltage (AC.V)	250	250	200	180	125	125	125
耐压 (AC.V) 1 min Test voltage(AC.V) 1 min	1500	1500	1500	1000	1000	1000	1000
接触电阻(mΩ) Contact resistance (mΩ)	2.5	2.5	5	5	5	5	10
线规 (mm²/AWG) Wire size (mm² / AWG)	≤2/14	≤2/14	≤0.75/18	≤0.75/18	≤0.75/18	≤0.75/18	≤0.5/20

## SP13 Series

cULus

cULus



SP1310 / P

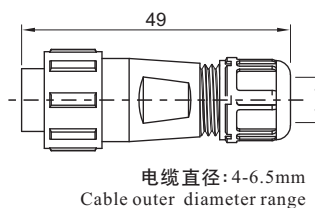
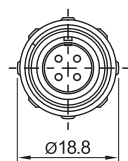
SP1310 / S

插针 Male contact

电缆插头  
与SP1311、SP1312 相配Cable connector  
Mate with SP1311, SP1312(CU): cULus  
颜色: 全黑色 Colour: All black

芯数 Number of contact

插孔 Female contact

电缆直径: 4-6.5mm  
Cable outer diameter range

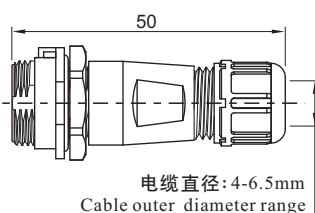
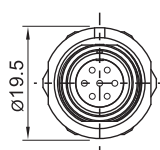
cULus

cULus



SP1311 / P

SP1311 / S

电缆对接插座  
与SP1310 相配In-line cable connector  
Mate with SP1310电缆直径: 4-6.5mm  
Cable outer diameter range

cULus

cULus



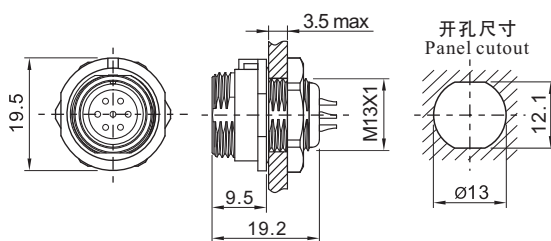
SP1312 / P

SP1312 / S

后螺母插座  
与SP1310 相配Rear-nut mount  
Mate with SP1310

(CU): cULus

芯数 Number of contact



## 焊接芯件参数表

## Solder contact spec

芯数 Number of contact	4	5	6	7	9
公端绝缘体正面图 Male contact face view					
额定电流 (A) Rated current (A)	5	5	5	5	3
接触件直径 (mm) Contact diameter (mm)	Ø1X4	Ø1X5	Ø1X6	Ø1X7	Ø0.7X9
工作电压 (AC.V) Rated voltage (AC.V)	300	300	300	300	125
耐压 (AC.V) 1 min Test voltage (AC.V) 1 min	1500	1000	1000	1000	1000
接触电阻 (mΩ) Contact resistance (mΩ)	5	5	5	5	10
线规 (AWG) Wire size (AWG)	20	20	20	20	20

## SP17 Series



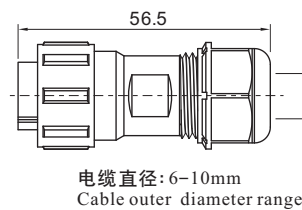
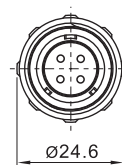
SP1710 / P— —

SP1710 / S— —

插针 Male contact

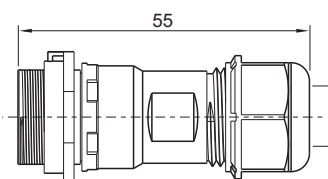
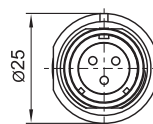
## 电缆插头

与SP1711、SP1711C、SP1712相配

Cable connector  
Mate with SP1711, SP1711C,  
SP1712电缆直径: 6-10mm  
Cable outer diameter range1: 焊接(不标), 3: 压接  
1: solder, 3: crimp  
芯数 Number of contact  
插孔 Female contact

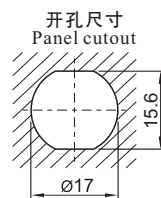
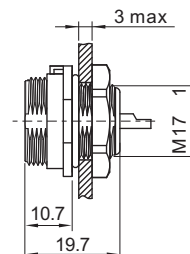
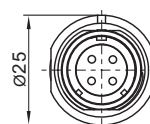
SP1711C / P— —

SP1711C / S— —

电缆对接插座 C  
与SP1710相配In-line cable connector C  
Mate with SP1710电缆直径: 6-10mm  
Cable outer diameter range

SP1712 / P— —

SP1712 / S— —

后螺母插座  
与SP1710相配Rear-nut mount  
Mate with SP1710焊接芯件参数表  
Solder contact spec★压接芯件参数表在P20页>>  
Crimp contact spec see P20

芯数 Number of contact	2	3	4	2B	3B	4B	5	7	9	10
公端绝缘体正面图 Male contact face view										
额定电流 (A) Rated current (A)	10	10	5	15	15	15	5	5	5	5
接触件直径(mm) Contact diameter(mm)	Ø1.5X2	Ø1.5X3	Ø1X4	Ø2X2	Ø2X3	Ø2X4	Ø1X5	Ø1X7	Ø1X9	Ø1X10
工作电压 (AC.V) Rated voltage (AC.V)	500	500	500	500	500	500	500	400	400	400
耐压 (AC.V) 1 min Test voltage(AC.V) 1 min	1500	1500	1500	1500	1500	1500	1500	1200	1200	1200
接触电阻 (mΩ) Contact resistance (mΩ)	2.5	2.5	5	2.5	2.5	2.5	5	5	5	5
线规 (mm²/AWG) Wire size (mm²/AWG)	≤2/14	≤2/14	≤0.75/18	≤2/14	≤2/14	≤2/14	≤0.75/18	≤0.75/18	≤0.75/18	≤0.75/18

## SP17 Series

NEW

SP  
17



侧向螺丝压接电缆插头  
与SP1711、SP1712相配

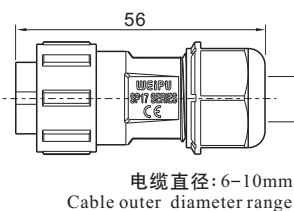
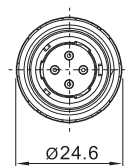
Plug with horizontal mount screw  
Mate with SP1711, SP1712

SP1710 / P—9

SP1710 / S—9

插针 Male contact

芯数 Number of contact  
插孔 Female contact



电缆直径: 6-10mm  
Cable outer diameter range

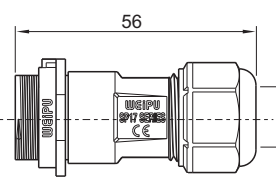
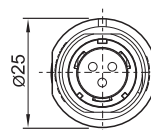


侧向螺丝压接电缆对接插座  
与SP1710相配

Connector with horizontal  
mount screw  
Mate with SP1710

SP1711 / P—9

SP1711 / S—9



电缆直径: 6-10mm  
Cable outer diameter range

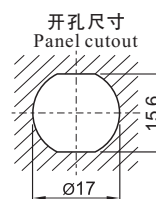
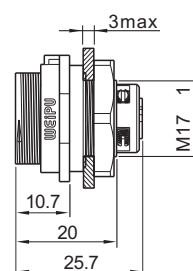
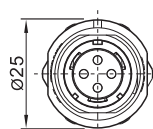


侧向螺丝压接后螺母插座  
与SP1710相配

Rear-nut mount receptacle with  
horizontal mount screw  
Mate with SP1710

SP1712 / P—9

SP1712 / S—9



## 螺丝压接芯件参数表

### Screw contact spec

芯数 Number of contact	2B	3B	4B
公端绝缘体正面图 Male contact face view			
额定电流 (A) Rated current (A)	15	15	15
接触件直径(mm) Contact diameter(mm)	Ø2X2	Ø2X3	Ø2X4
工作电压 (AC.V) Rated voltage (AC.V)	500	500	500
耐压 (AC.V) 1 min Test voltage(AC.V) 1 min	1500	1500	1500
接触电阻 (mΩ) Contact resistance (mΩ)	2.5	2.5	2.5
线规 (mm²/AWG) Wire size (mm²/AWG)	Min:0.75/18≤ Max:≤2/14	Min:0.75/18≤ Max:≤2/14	Min:0.75/18≤ Max:≤2/14

## SP21 Series

SP  
21

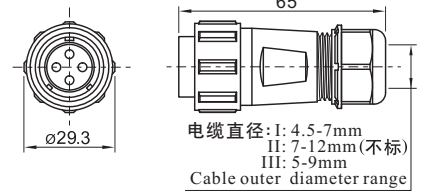


SP2110 / P — — — SP2110 / S — — —  
插针 Male contact  
插孔 Female contact

### 电缆插头

与SP2111、SP2111C、SP2112、  
SP2113相配  
Cable connector  
Mate with SP2111, SP2111C,  
SP2112, SP2113

1: 焊接 (不标), 2: 螺丝压接, 3: 压接  
1: solder, 2: screw, 3: crimp  
电缆直径 Cable outer diameter range  
I: 4.5-7mm, II: 7-12mm (不标), III: 5-9mm  
芯数 Number of contact

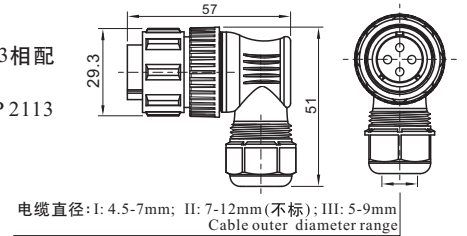


SP2116 / P — — — SP2116 / S — — —  
芯数 Number of contact

### 弯式电缆插头

与SP2111、SP2111C、SP2112、SP2113相配  
Angled cable connector  
Mate with SP2111, SP2111C, SP2112, SP2113

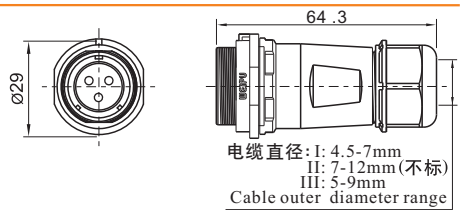
1: 焊接 (不标), 2: 螺丝压接, 3: 压接  
1: solder, 2: screw, 3: crimp  
电缆直径 Cable outer diameter range  
I: 4.5-7mm, II: 7-12mm (不标), III: 5-9mm



SP2111C / P — — — SP2111C / S — — —

### 电缆对接插座C

与SP2110、SP2116相配  
In-line cable connector C  
Mate with SP2110, SP2116

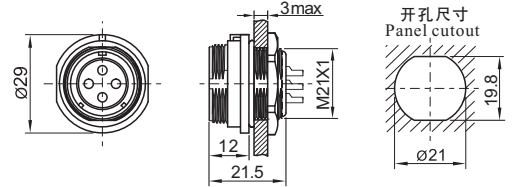


SP2112 / P — — — SP2112 / S — — —  
芯数 Number of contact

### 后螺母插座

与SP2110、SP2116相配  
Rear-nut mount  
Mate with SP2110, SP2116

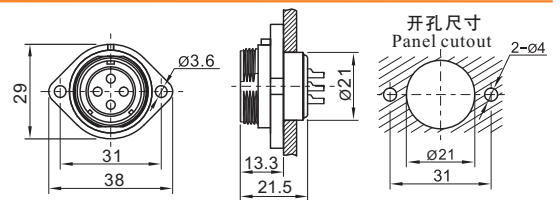
1: 焊接 (不标), 2: 螺丝压接, 3: 压接  
1: solder, 2: screw, 3: crimp



SP2113 / P — — — SP2113 / S — — —

### 两孔法兰插座

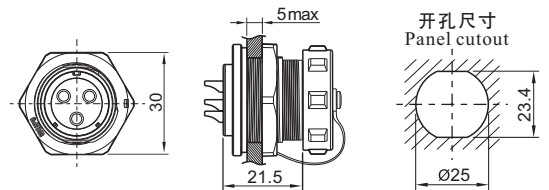
与SP2110、SP2116相配  
2-hole flange  
Mate with SP2110, SP2116



SP2115 / P — — — SP2115 / S — — —

### 前螺母插座

与SP2110、SP2116相配  
Front-nut mount  
Mate with SP2110, SP2116



## 焊接芯件参数表 Solder contact spec

★压接芯件参数表在P20页>> ★螺丝压接芯件参数表在P21页>>  
Crimp contact spec see P20 Screw contact spec see P21

芯数 Number of contact	2	3	4	5	5B	5C	6	6B	7	8	9	12	15
公端绝缘体正面图 Male contact face view													
额定电流 (A) Rated current (A)	30	30	30	30	30 5	15	25 5	30 5	15	10	5	5	5
接触件直径 (mm) Contact diameter (mm)	Ø3X2	Ø3X3	Ø3X4	Ø3X5	Ø3X2 Ø1X3	Ø2X5	Ø2.5X4 Ø1X2	Ø3X2 Ø1X4	Ø2X7	Ø1.5X8	Ø1X9	Ø1X12	Ø1X15
工作电压 (AC.V) Rated voltage (AC.V)	500	500	500	500	500	500	500	500	500	500	400	400	400
耐压 (AC.V) 1 min Test voltage (AC.V) 1 min	1500	1500	1500	1500	1500	1500	1500	1500	1500	1500	1200	1200	1200
接触电阻 (mΩ) Contact resistance (mΩ)	1	1	1	1	1 5	2.5	1 5	1 5	2.5	2.5	5	5	5
接线方式 Termination	焊接/螺丝压接 solder/screw	焊接/螺丝压接 solder/screw	焊接/螺丝压接 solder/screw	焊接/螺丝压接 solder/screw	焊接 solder	焊接/螺丝压接 solder/screw	焊接 solder	焊接 solder	焊接/螺丝压接 solder/screw	焊接 solder	焊接 solder	焊接 solder	焊接 solder
焊接线规 (mm²/AWG) Wire size for solder (mm²/AWG)	≤4/12	≤4/12	≤4/12	≤4/12	≤4/12 ≤0.75/18	≤2/14	≤4/12 ≤0.75/18	≤4/12 ≤0.75/18	≤2/14	≤2/14	≤0.75/18	≤0.75/18	≤0.75/18
螺丝压接线规 (mm²/AWG) Wire size for screw termination (mm²/AWG)	≤1.5/15	≤1.5/15	≤1.5/15	≤1.5/15	/	/	/	/	/	/	/	/	/

SP21 Series

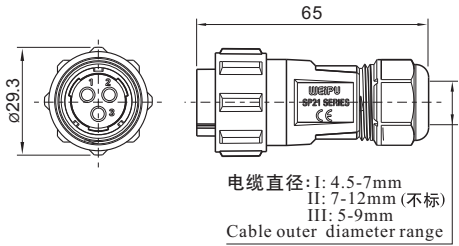


SP  
21



侧向螺丝压接电缆插头  
与SP2111、SP2112相配

Plug with horizontal mount screw  
Mate with SP2111, SP2112



SP2110 / P\_\_-9    SP2110 / S\_\_-9

插针 Male contact  
插孔 Female contact

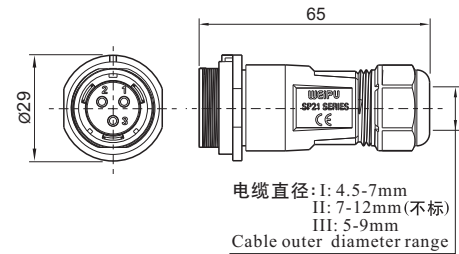
电缆直径 Cable outer diameter range  
I: 4.5-7mm, II: 7-12mm (不标) III: 5-9mm  
芯数 Number of contact

05



侧向螺丝压接电缆对接插座  
与SP2110相配

Connector with horizontal mount screw  
Mate with SP2110

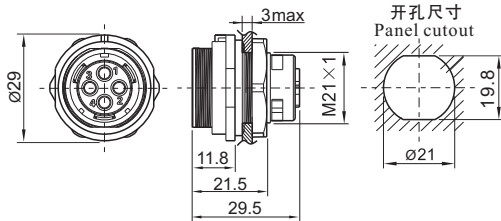


SP2111 / P\_\_-9    SP2111 / S\_\_-9



侧向螺丝压接后螺母插座  
与SP2110相配

Rear-nut mount receptacle with  
horizontal mount screw  
Mate with SP2110



SP2112 / P\_\_-9    SP2112 / S\_\_-9

芯数 Number of contact



螺丝压接芯件参数表

Solder contact spec

芯数 Number of contact	2	3	4	5
公端绝缘体正面图 Male contact face view				
额定电流 (A) Rated current (A)	30	30	30	30
接触件直径 (mm) Contact diameter (mm)	Ø3X2	Ø3X3	Ø3X4	Ø3X5
工作电压 (AC.V) Rated voltage (AC.V)	500	500	500	500
耐压 (AC.V) 1 min Test voltage (AC.V) 1 min	1500	1500	1500	1500
接触电阻 (mΩ) Contact resistance (mΩ)	1	1	1	1
螺丝压接线规 (mm²/AWG) Wire size for screw termination (mm²/AWG)	0.75/18 ≤ Min Max ≤ 4/12	0.75/18 ≤ Min Max ≤ 4/12	0.75/18 ≤ Min Max ≤ 4/12	0.75/18 ≤ Min Max ≤ 4/12

## SP21 Series





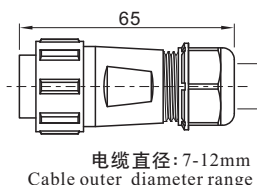
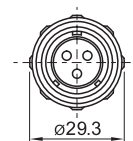


## 电缆插头

与SP2111、SP2112、SP2113相配

Cable connector

Mate with SP2111, SP2112, SP2113



SP2110 / P

SP2110 / S

插针 Male contact

插孔 Female contact

(U): , (CU): 

颜色: 全黑色 Colour: All black

芯数 Number of contact





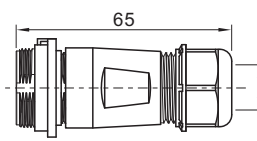
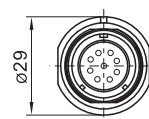


## 电缆对接插座

与SP2110相配

In-line cable connector

Mate with SP2110



SP2111 / P

SP2111 / S

电缆直径: 7-12mm

Cable outer diameter range





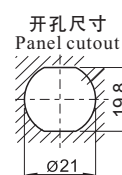
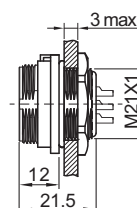
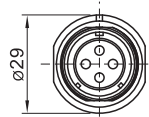


## 后螺母插座

与SP2110相配



Rear-nut mount

Mate with SP2110



SP2112 / P

SP2112 / S

(U): , (CU): 

芯数 Number of contact





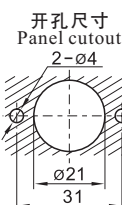
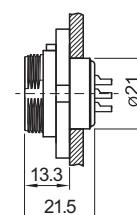
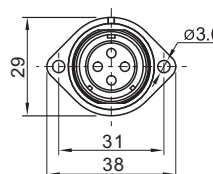


## 两孔法兰插座

与SP2110相配

2-hole flange

Mate with SP2110















SP2113 / P

SP2113 / S

## 焊接芯件参数表

## Solder contact spec

芯数 Number of contact	2	3	4	5
公端绝缘体正面图 Male contact face view				
额定电流 (A) Rated current (A)	30 20  	30 20  	30 20  	30 20  
接触件直径 (mm) Contact diameter (mm)	ø3X2	ø3X3	ø3X4	ø3X5
工作电压 (AC.V) Rated voltage (AC.V)	500	500	500	500
耐压 (AC.V) 1 min Test voltage (AC.V) 1 min	1500	1500	1500	1500
接触电阻 (mΩ) Contact resistance (mΩ)	1	1	1	1
接线方式 Termination	焊接 solder	焊接 solder	焊接 solder	焊接 solder
焊接线规 (AWG) Wire size for solder (AWG)	12	12	12	12

## SP25 Series

NEW

SP  
25



SP2510 / P — — — SP2510 / S — — —

插针 Male contact

### 电缆插头

与SP2511、SP2511C、SP2512、SP2513相配

Cable connector

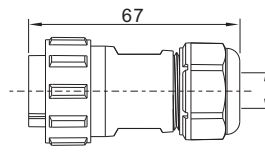
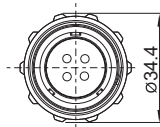
Mate with SP2511, SP2511C, SP2512, SP2513

1:焊接(不标), 2:螺丝压接, 3:压接  
1:solder, 2:screw, 3:crimp

电缆直径: Cable outer diameter range  
I: 10-14mm(不标); II: 7-12mm

芯数 Number of contact

插孔 Female contact



电缆直径: I: 10-14mm(不标);  
II: 7-12mm  
Cable outer diameter range



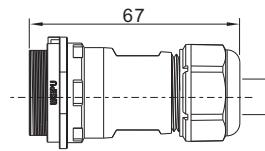
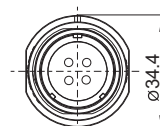
SP2511C / P — — — SP2511C / S — — —

### 电缆对接插座C

与SP2510相配

In-line cable connector C

Mate with SP2510



电缆直径: I: 10-14mm(不标);  
II: 7-12mm  
Cable outer diameter range



SP2512 / P — — —

SP2512 / S — — —

### 后螺母插座

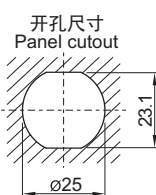
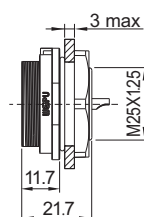
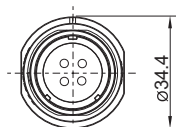
与SP2510相配

Rear-nut mount

Mate with SP2510

1:焊接(不标), 2:螺丝压接, 3:压接  
1:solder, 2:screw, 3:crimp

芯数 Number of contact



SP2513 / P — — —

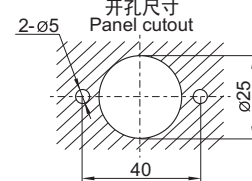
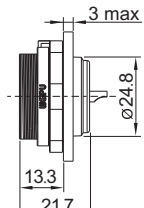
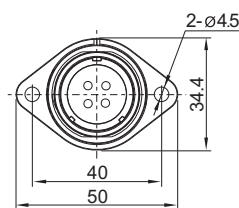
SP2513 / S — — —

### 两孔法兰插座

与SP2510相配

2-hole flange

Mate with SP2510



SP2515 / P — — —

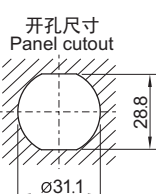
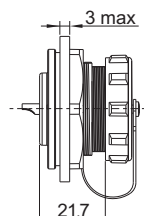
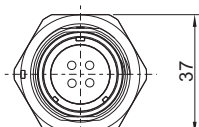
SP2515 / S — — —

### 前螺母插座

与SP2510相配

Front-nut mount

Mate with SP2510



## 焊接芯件参数

Solder contact spec

★压接芯件参数表在P20页>>  
Crimp contact spec see P20

★螺丝压接芯件参数表在P21页>>  
Screw contact spec see P21

芯数 Number of contact	2	3	4	9	10	12	12B	19
公端绝缘体正面图 Male contact face view								
额定电流(A) Rated current(A)	25	25	25	5 25	10	10	5 30	5
接触件直径(mm) Contact diameter(mm)	ø2.5X2	ø2.5X3	ø2.5X4	ø1X5 ø2.5X4	ø1.5X10	ø1.5X12	ø1X9 ø3X3	ø1X19
工作电压(AC.V) Rated voltage(AC.V)	500	500	500	500	500	500	500	400
耐压(AC.V) 1 min Test voltage(AC.V) 1 min	1500	1500	1500	1500	1500	1500	1500	1200
接触电阻(mΩ) Contact resistance(mΩ)	1	1	1	5 1	2.5	2.5	5 1	5
绝缘电阻(MΩ) Insulation resistance(MΩ)	2000	2000	2000	2000	2000	2000	2000	2000
线规(mm²/AWG) Wire size(mm²/AWG)	≤4/11	≤4/11	≤4/11	≤0.75/18 ≤4/11	≤2/14	≤2/14	≤0.75/18 ≤4/11	≤0.75/18

点击  
返回

WEIPU P05-11

SP29 Series

SP  
29



SP2910 / P      SP2910 / S

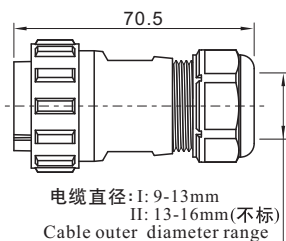
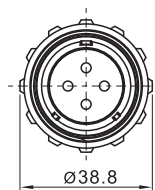
插针 Male contact

**电缆插头**  
与SP2911、SP2911C、SP2912、SP2913相配  
Cable connector  
Mate with SP2911, SP2911C,  
SP2912, SP2913

1:焊接(不标), 2:螺丝压接, 3:压接  
1:solder, 2:screw, 3:crimp

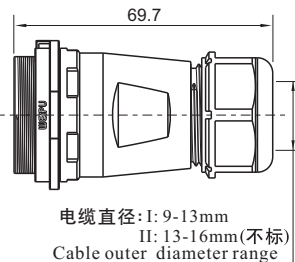
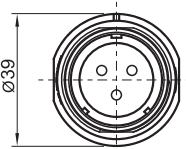
电缆直径: Cable outer diameter range  
I: 9-13mm II: 13-16mm (不标)

芯数 Number of contact  
插孔 Female contact



SP2911C / P      SP2911C / S

**电缆对接插座C**  
与SP2910相配  
In-line cable connector C  
Mate with SP2910



05

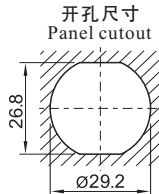
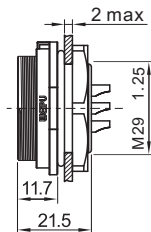
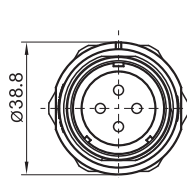


SP2912 / P      SP2912 / S

**后螺母插座**  
与SP2910相配  
Rear-nut mount  
Mate with SP2910

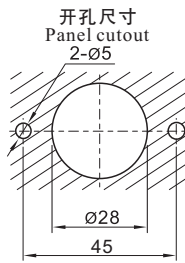
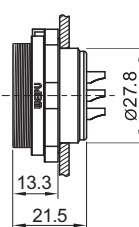
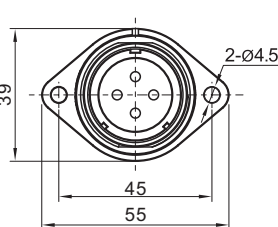
1:焊接(不标), 2:螺丝压接, 3:压接  
1:solder, 2:screw, 3:crimp

芯数 Number of contact



SP2913 / P      SP2913 / S

**两孔法兰插座**  
与SP2910相配  
2-hole flange  
Mate with SP2910



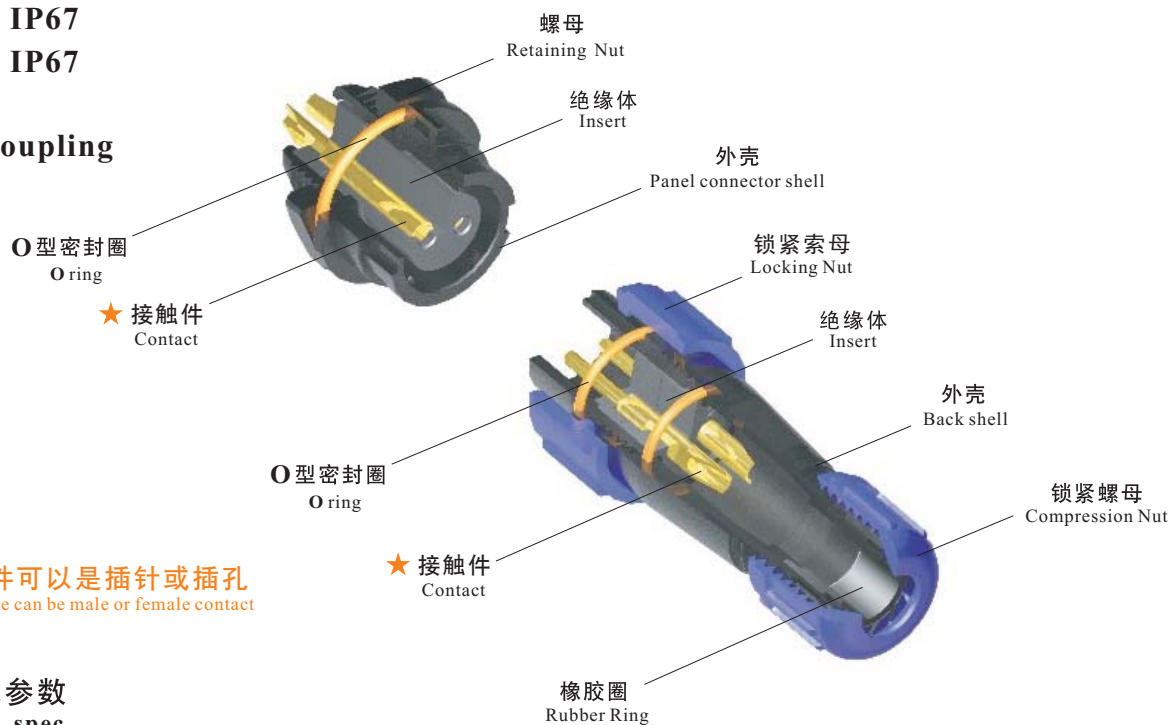
焊接芯件参数  
Solder contact spec

★压接芯件参数表在P20页>>  
Crimp contact spec see P20

★螺丝压接芯件参数表在P21页>>  
Screw contact spec see P21

芯数 Number of contact	2	3	4	7	8	8B	9	10	10B	12	16	17	20	24	26	35
公端绝缘体正面图 Male contact face view																
额定电流 (A) Rated current (A)	50	50	25	25	25	60、5	25、5	25	10	10	10	10	5	5	5	5
接触件直径(mm) Contact diameter(mm)	Ø3.5X2	Ø3.5X3	Ø2.5X4	Ø2.5X7	Ø2.5X8	Ø5X2 Ø1X6	Ø2.5X4 Ø1X5	Ø2.5X10	Ø1.5X10	Ø1.5X12	Ø1.5X16	Ø1.5X17	Ø1X20	Ø1X24	Ø1X26	Ø1X35
工作电压 (AC.V) Rated voltage (AC.V)	500	500	500	500	500	500 400	500	500	500	500	500	500	400	400	400	400
耐压 (AC.V) 1 min Test voltage (AC.V) 1 min	1500	1500	1500	1500	1500	1500	1500	1500	1500	1500	1500	1500	1200	1200	1200	1200
接触电阻 (mΩ) Contact resistance (mΩ)	0.5	0.5	1	1	1	0.5、5	1、5	1	2.5	2.5	2.5	2.5	5	5	5	5
接线方式 Termination	焊接/螺丝压接 solder/screw	焊接/螺丝压接 solder/screw	焊接/螺丝压接 solder/screw	焊接/螺丝压接 solder/screw	焊接/螺丝压接 solder/screw	焊接 solder	焊接 solder	焊接/螺丝压接 solder/screw	焊接 solder	焊接 solder	焊接 solder	焊接 solder	焊接 solder	焊接 solder	焊接 solder	焊接 solder
线规 (mm²/AWG) Wire size (mm²/AWG)	≤10/7	≤10/7	≤4/11	≤4/11	≤4/11	≤16/5 ≤0.75/8	≤4/11 ≤0.75/8	≤4/11	≤2/14	≤2/14	≤2/14	≤2/14	≤0.75/18	≤0.75/18	≤0.75/18	≤0.75/18
螺丝压接线规 (mm²/AWG) Wire size for screw termination	≤6/10	≤6/10	≤1.515	≤1.515	≤1.515	/	/	≤1.515	/	/	/	/	/	/	/	/

- SY系列 IP67
- SY Series IP67
- 卡扣锁紧
- Bayonet coupling



### 材料和技术参数 Material and spec

接插方式	Coupling	卡扣锁紧	Bayonet
外壳材料	Shell material	热塑性塑料PC, PA66 防火等级: V-0	PC, Nylon66, fire resistance: V-0
绝缘体	Insert material	热塑性塑料PPS, 耐高温260℃	PPS, max temperature 260 ℃
接触件材料	Contact material	铜镀金	Brass with gold plating
接线方式	Termination	焊接: SY11, SY13, SY17, SY21, SY25, SY29 压接: SY17, SY21, SY25, SY29 螺丝压接: SY21, SY25, SY29 (Ø2.5, Ø3, Ø3.5mm 插针)	Solder: SY11, SY13, SY17, SY21, SY25, SY29 Crimp: SY17, SY21, SY25, SY29 Screw: SY21, SY25, SY29 (Ø2.5, Ø3, Ø3.5mm contact)
电缆直径	Cable outer diameter range	SY11: I:3-4mm, II:4-6.5mm(不标) SY17: 6-10mm SY25: I:10-14mm(不标), II: 7-12mm	SY13: I: 4-6.5mm(不标), II: 5-8mm SY21: I: 4.5-7mm, II:7-12mm(不标), III:5-9mm SY29: I:9-13mm, II:13-16mm(不标)
防护等级	IP rating	IP67	
接插次数	Mating cycle	500	
温度范围	Temperature range	-40℃~+85℃; 信号、数据: -20℃~+70℃	
绝缘电阻	Insulation resistance	2000 MΩ	

## SY11 Series

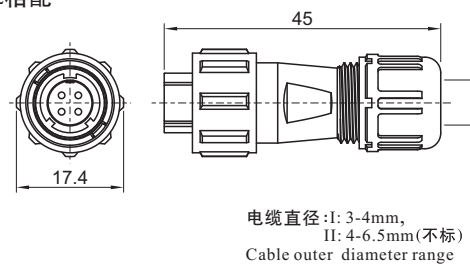


电缆插头  
与SY1111、SY1111C、SY1112相配

Cable connector  
Mate with SY1111,  
SY1111C, SY1112

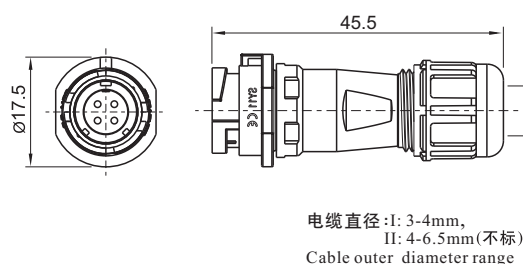
SY1110 / P — — SY1110 / S — —  
插针 Male contact

电缆直径: Cable outer diameter range  
I: 3-4mm, II: 4-6.5mm (不标)  
芯数 Number of contact  
插孔 Female contact



电缆对接插座C  
与SY1110 相配

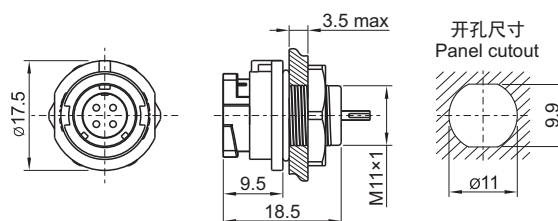
In-line cable connector C  
Mate with SY1110



后螺母插座  
与SY1110相配

Rear-nut mount  
Mate with SY1110

SY1112 / P — — SY1112 / S — —  
芯数 Number of contact



## 焊接芯件参数

## Solder contact spec

芯数 Number of contact	2	3	4	5
公端绝缘体正面图 Male contact face view				
额定电流 (A) Rated current (A)	5	5	3	3
接触件直径(mm) Contact diameter(mm)	Ø1×2	Ø1×3	Ø0.7×4	Ø0.7×5
工作电压 (AC.V) Rated voltage (AC.V)	180	180	125	125
耐压 (AC.V) 1 min Test voltage(AC.V) 1 min	1000	1000	1000	1000
接触电阻 (mΩ) Contact resistance(mΩ)	5	5	10	10
线规 (mm²/AWG) Wire size (mm²/AWG)	≤0.75/18	≤0.75/18	≤0.5/20	≤0.5/20

## SY11 Series

电缆插头  
与SY1111、SY1112相配Cable connector  
Mate with SY1111, SY1112

SY1110/P\_\_

SY1110/S\_\_

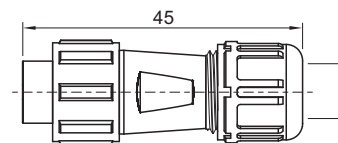
插针 Male contact

(CU):

颜色: 全黑色 Colour: All black

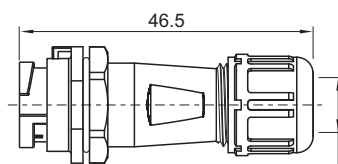
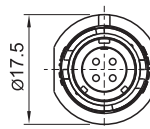
芯数 Number of contact

插孔 Female contact

电缆直径: 4-6.5mm  
Cable outer diameter range电缆对接插座  
与SY1110相配In-line cable connector  
Mate with SY1110

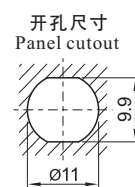
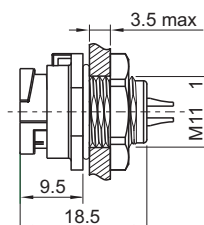
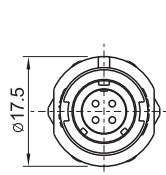
SY1111/P\_\_

SY1111/S\_\_

电缆直径: 4-6.5mm  
Cable outer diameter range后螺母插座  
与SY1110相配Rear-nut mount  
Mate with SY1110

SY1112/P\_\_

SY1112/S\_\_



## 焊接芯件参数

## Solder contact spec

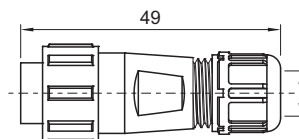
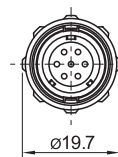
芯数 Number of contact	4	5
公端绝缘体正面图 Male contact face view		
额定电流 (A) Rated current (A)	3	3
接触件直径(mm) Contact diameter(mm)	Ø0.7×4	Ø0.7×5
工作电压 (AC.V) Rated voltage (AC.V)	125	125
耐压 (AC.V) 1 min Test voltage(AC.V) 1 min	1000	1000
接触电阻 (mΩ) Contact resistance(mΩ)	10	10
线规 (AWG) Wire size (AWG)	20	20

## SY13 Series

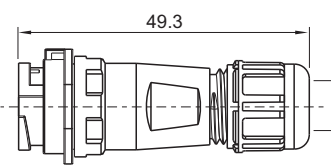
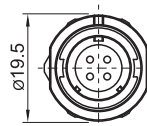


SY1310 / P — SY1310 / S

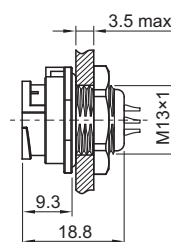
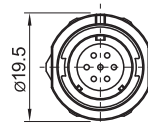
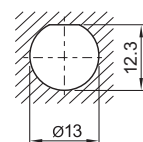
插针 Male contact

**电缆插头**  
与SY1311、SY1311C、SY1312相配Cable connector  
Mate with SY1311,  
SY1311C, SY1312电缆直径: I: 4-6.5mm (不标),  
II: 5-8mm  
Cable outer diameter range电缆外径 Cable outer diameter range  
I: 4-6.5mm (不标), II: 5-8mm  
芯数 Number of contact  
插孔 Female contact

SY1311C / P — SY1311C / S

**电缆对接插座C**  
与SY1310 相配In-line cable connector C  
Mate with SY1310电缆直径: I: 4-6.5mm (不标),  
II: 5-8mm  
Cable outer diameter range

SY1312 / P — SY1312 / S

**后螺母插座**  
与SY1310 相配Rear-nut mount  
Mate with SY1310开孔尺寸  
Panel cutout

芯数 Number of contact

**焊接芯件参数表**  
Solder contact spec

芯数 Number of contact	2	3	4	5	6	7	9
公端绝缘体正面图 Male contact face view							
额定电流 (A) Rated current (A)	13	13	5	5	5	5	3
接触件直径 (mm) Contact diameter (mm)	Ø1.6X2	Ø1.6X3	Ø1X4	Ø1X5	Ø1X6	Ø1X7	Ø0.7X9
工作电压 (AC.V) Rated voltage (AC.V)	250	250	200	180	125	125	125
耐压 (AC.V) 1 min Test voltage(AC.V) 1 min	1500	1500	1500	1000	1000	1000	1000
接触电阻(mΩ) Contact resistance (mΩ)	2.5	2.5	5	5	5	5	10
线规 (mm²/AWG) Wire size (mm²/AWG)	≤2/14	≤2/14	≤0.75/18	≤0.75/18	≤0.75/18	≤0.75/18	≤0.5/20

## SY13 Series



SY1310 / P

SY1310 / S

插针 Male contact

## 电缆插头

与SY1311、SY1312 相配

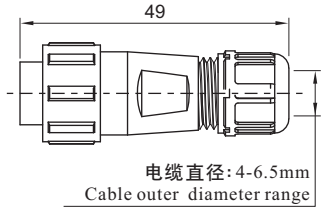
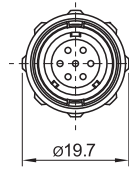
Cable connector  
Mate with SY1311, SY1312

(CU):

颜色: 全黑色 Colour: All black

芯数 Number of contact

插孔 Female contact



电缆直径: 4-6.5mm

Cable outer diameter range

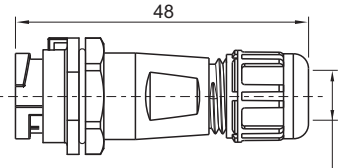
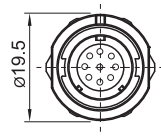


SY1311 / P

SY1311 / S

## 电缆对接插座

与SY1310 相配

In-line cable connector  
Mate with SY1310

电缆直径: 4-6.5mm

Cable outer diameter range



SY1312 / P

SY1312 / S

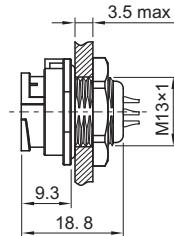
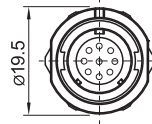
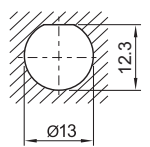
## 后螺母插座

与SY1310 相配

Rear-nut mount  
Mate with SY1310

(CU):

芯数 Number of contact

开孔尺寸  
Panel cutout焊接芯件参数表  
Solder contact spec

芯数 Number of contact	9
公端绝缘体正面图 Male contact face view	
额定电流 (A) Rated current (A)	3
接触件直径 (mm) Contact diameter (mm)	Ø0.7X9
工作电压 (AC.V) Rated voltage (AC.V)	125
耐压 (AC.V) 1 min Test voltage(AC.V) 1 min	1000
接触电阻(mΩ) Contact resistance (mΩ)	10
线规 (AWG) Wire size (AWG)	20

## SY17 Series



SY1710 / P \_ \_

SY1710 / S \_ \_

插针 Male contact

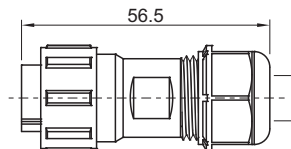
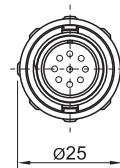
## 电缆插头

与SY1711、SY1711C、SY1712相配

Cable connector  
Mate with SY1711,  
SY1711C, SY17121: 焊接 (不标), 3: 压接  
1: solder, 3: crimp

芯数 Number of contact

插孔 Female contact

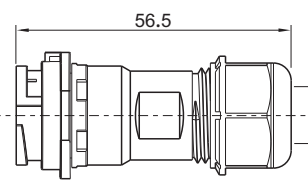
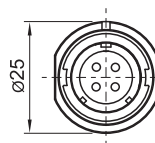
电缆直径: 6-10mm  
Cable outer diameter range

SY1711C / P \_ \_

SY1711C / S \_ \_

## 电缆对接插座C

与SY1710相配

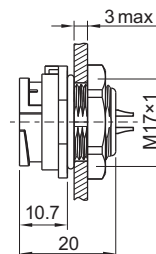
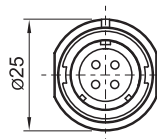
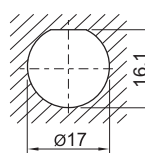
In-line cable connector C  
Mate with SY1710电缆直径: 6-10mm  
Cable outer diameter range

SY1712 / P \_ \_

SY1712 / S \_ \_

## 后螺母插座

与SY1710相配

Rear-nut mount  
Mate with SY1710开孔尺寸  
Panel cutout

## 焊接芯件参数表

## Solder contact spec

芯数 Number of contact	2	3	4	2B	3B	4B	5	7	9	10
公端绝缘体正面图 Male contact face view										
额定电流 (A) Rated current (A)	10	10	5	15	15	15	5	5	5	5
接触件直径(mm) Contact diameter(mm)	Ø1.5X2	Ø1.5X3	Ø1X4	Ø2X2	Ø2X3	Ø2X4	Ø1X5	Ø1X7	Ø1X9	Ø1X10
工作电压 (AC.V) Rated voltage (AC.V)	500	500	500	500	500	500	500	400	400	400
耐压 (AC.V) 1 min Test voltage (AC.V) 1 min	1500	1500	1500	1500	1500	1500	1500	1200	1200	1200
接触电阻 (mΩ) Contact resistance (mΩ)	2.5	2.5	5	2.5	2.5	2.5	5	5	5	5
线规 (mm²/AWG) Wire size (mm²/AWG)	≤2/14	≤2/14	≤0.75/18	≤2/14	≤2/14	≤2/14	≤0.75/18	≤0.75/18	≤0.75/18	≤0.75/18

## SY21 Series

SY  
21

SY2110 / P ——— SY2110 / S

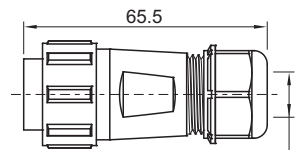
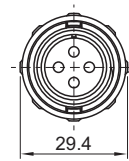
插针 Male contact

插孔 Female contact

芯数 Number of contact

## 电缆插头

与SY2111、SY2111C、SY2112、  
SY2113 相配  
Cable connector  
Mate with SY2111, SY2111C,  
SY2112, SY2113

1: 焊接 (不标), 2: 螺丝压接, 3: 压接  
1: solder, 2: screw, 3: crimp电缆直径 Cable outer diameter range  
I: 4.5-7mm, II: 7-12mm(不标), III: 5-9mm

电缆直径 I: 4.5-7mm  
II: 7-12mm(不标)  
III: 5-9mm  
Cable outer diameter range

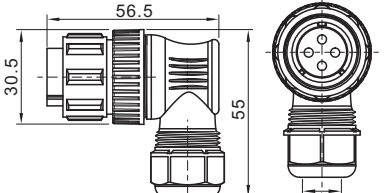


SY2116 / P ——— SY2116 / S

芯数 Number of contact

## 弯式电缆插头

与SY2111、SY2111C、SY2112、SY2113相配  
Angled cable connector  
Mate with SY2111, SY2111C, SY2112, SY2113

1: 焊接 (不标), 2: 螺丝压接, 3: 压接  
1: solder, 2: screw, 3: crimp电缆直径 Cable outer diameter range  
I: 4.5-7mm, II: 7-12mm(不标), III: 5-9mm

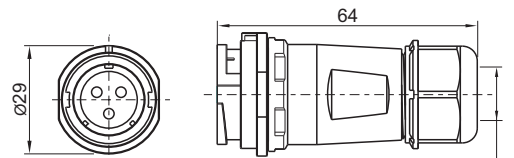
I: 4.5-7mm, II: 7-12mm(不标), III: 5-9mm  
Cable outer diameter range



SY2111C / P ——— SY2111C / S

## 电缆对接插座C

与SY2110、SY2116相配

In-line cable connector C  
Mate with SY2110, SY2116

电缆直径 I: 4.5-7mm  
II: 7-12mm(不标)  
III: 5-9mm  
Cable outer diameter range

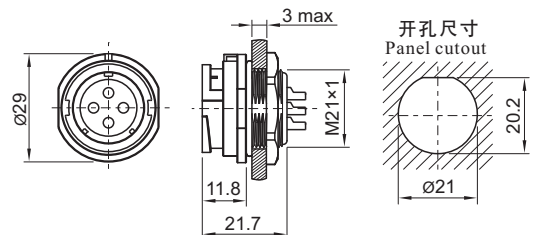


SY2112 / P ——— SY2112 / S

芯数 Number of contact

## 后螺母插座

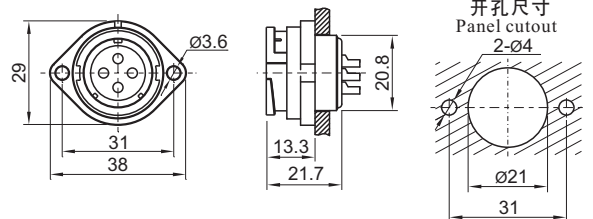
与SY2110、SY2116相配

Rear-nut mount  
Mate with SY2110, SY21161: 焊接 (不标), 2: 螺丝压接, 3: 压接  
1: solder, 2: screw, 3: crimp

SY2113 / P ——— SY2113 / S

## 两孔法兰插座

与SY2110、SY2116相配

2-hole flange  
Mate with SY2110, SY2116

## 焊接芯件参数表

## Solder contact spec

★压接芯件参数表在P20页>>  
Crimp contact spec see P20★螺丝压接芯件参数表在P21页>>  
Screw contact spec see P21

芯数 Number of contact	2	3	4	5	5B	5C	6	6B	7	8	9	12	15
公端绝缘体正面图 Male contact face view													
额定电流 (A) Rated current (A)	30	30	30	30	30 5	15	25 5	30 5	15	10	5	5	5
接触件直径 (mm) Contact diameter (mm)	Ø3X2	Ø3X3	Ø3X4	Ø3X5	Ø3X2 Ø1X3	Ø2X5	Ø2.5X4 Ø1X2	Ø3X2 Ø1X4	Ø2X7	Ø1.5X8	Ø1X9	Ø1X12	Ø1X15
工作电压 (AC.V) Rated voltage (AC.V)	500	500	500	500	500	500	500	500	500	500	400	400	400
耐压 (AC.V) 1 min Test voltage(AC.V) 1 min	1500	1500	1500	1500	1500	1500	1500	1500	1500	1500	1200	1200	1200
接触电阻 (mΩ) Contact resistance (mΩ)	1	1	1	1	1 5	2.5	1 5	1 5	2.5	2.5	5	5	5
接线方式 Termination	焊接/螺丝压接 solder / screw	焊接/螺丝压接 solder / screw	焊接/螺丝压接 solder / screw	焊接/螺丝压接 solder / screw	焊接 solder	焊接 solder	焊接 solder	焊接 solder	焊接 solder	焊接 solder	焊接 solder	焊接 solder	焊接 solder
焊接线规 (mm²/AWG) Wire size for solder (mm² / AWG)	≤4/11	≤4/11	≤4/11	≤4/11	≤4/11 ≤0.75/18	≤2/14	≤4/11 ≤0.75/18	≤4/11 ≤0.75/18	≤2/14	≤2/14	≤0.75/18	≤0.75/18	≤0.75/18
螺丝压接线规 (mm²/AWG) Wire size for screw termination (mm² / AWG)	≤1.5/15	≤1.5/15	≤1.5/15	≤1.5/15	/	/	/	/	/	/	/	/	/

## SY25 Series

NEW

SY  
25



SY2510/P — SY2510/S

插针 Male contact

插孔 Female contact

芯数 Number of contact

### 电缆插头

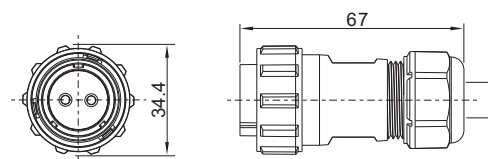
与SY2511、SY2511C、SY2512、SY2513相配

Cable connector

Mate with SY2511, SY2511C, SY2512, SY2513

1: 焊接 (不标), 2: 螺丝压接, 3: 压接  
1: solder, 2: screw, 3: crimp

电缆外径 Cable outer diameter range  
I: 10-14mm



电缆直径: I: 10-14mm (不标); II: 7-12mm  
Cable outer diameter range



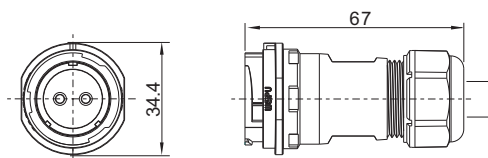
SY2511C/P — SY2511C/S

### 电缆对接插座C

与SY2510相配

In-line cable connector C

Mate with SY2510



电缆直径: I: 10-14mm (不标); II: 7-12mm  
Cable outer diameter range

06



SY2512/P — SY2512/S

芯数 Number of contact

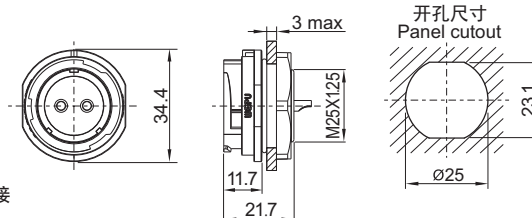
### 后螺母插座

与SY2510相配

Rear-nut mount

Mate with SY2510

1: 焊接 (不标), 2: 螺丝压接, 3: 压接  
1: solder, 2: screw, 3: crimp



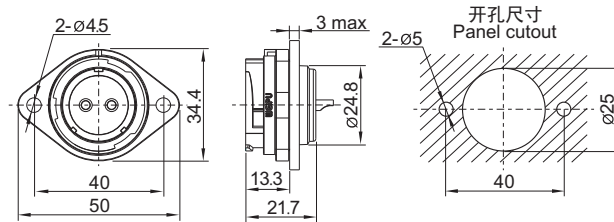
SY2513/P — SY2513/S

### 两孔法兰插座

与SY2510相配

2-hole flange

Mate with SY2510



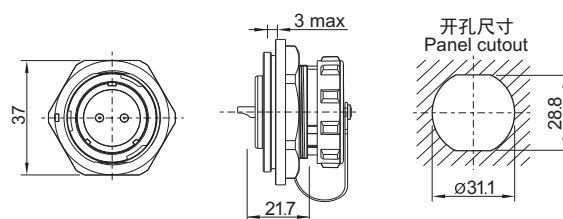
SY2515/P — SY2515/S

### 前螺母插座

与SY2510相配

Front-nut mount

Mate with SY2510



## 焊接芯件参数表

### Solder contact spec

★ 压接芯件参数表在P20页>>  
Crimp contact spec see P20

★ 螺丝压接芯件参数表在P21页>>  
Screw contact spec see P21

芯数 Number of contact	2	3	4	9	10	12	12B	19
公端绝缘体正面图 Male contact face view								
额定电流 (A) Rated current (A)	25	25	25	5 25	10	10	5 30	5
接触件直径(mm) Contact diameter(mm)	ø2.5X2	ø2.5X3	ø2.5X4	ø1X5 ø2.5X4	ø1.5X10	ø1.5X12	ø1X9 ø3X3	ø1X19
工作电压 (AC.V) Rated voltage (AC.V)	500	500	500	500	500	500	500	400
耐压 (AC.V) 1 min Test voltage(AC.V) 1 min	1500	1500	1500	1500	1500	1500	1500	1200
接触电阻 (mΩ) Contact resistance(mΩ)	1	1	1	5 1	2.5	2.5	5 1	5
绝缘电阻 (MΩ) Insulation resistance (MΩ)	2000	2000	2000	2000	2000	2000	2000	2000
线规 (mm²/AWG) Wire size (mm²/AWG)	≤4/11	≤4/11	≤4/11	≤0.75/18 ≤4/11	≤2/14	≤2/14	≤0.75/18 ≤4/11	≤0.75/18

点击  
返回

P06-08 | WEIPU  
Electrical Apparatus

## SY25 Series



**SY25**  
信号数据

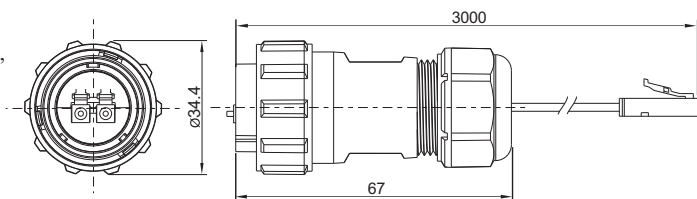


光纤电缆插头  
与SY2511、SY2511C、SY2512、  
SY2513、SY2515相配

Plug with LC adapter  
Mate with SY2511, SY2511C,  
SY2512, SY2513, SY2515

SY2510/PLC

线长: Wire length:  
0.5m 0.5m  
1.0m 1.0m  
1.5m 1.5m  
2.0m 2.0m  
3.0m 3.0m



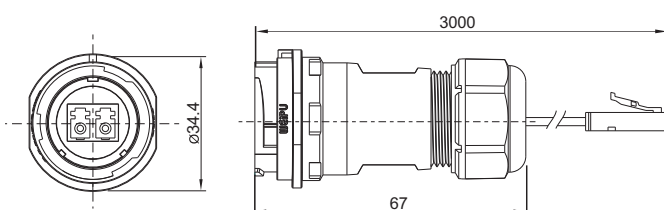
★线材长度可以定制  
Wire length can be customized



光纤电缆对接插座C  
与SY2510相配

Rreceptacle with LC adapter C  
Mate with SY2510

SY2511C/SLC



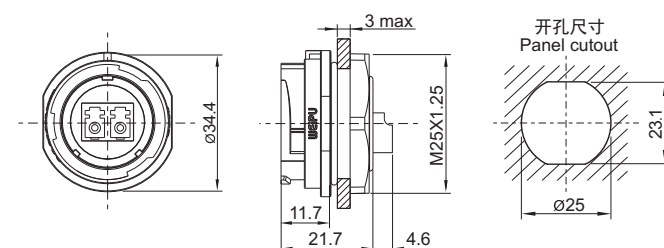
★线材长度可以定制  
Wire length can be customized



光纤后螺母插座  
与SY2510相配

Rear-nut mount receptacle  
with LC adapter  
Mate with SY2510

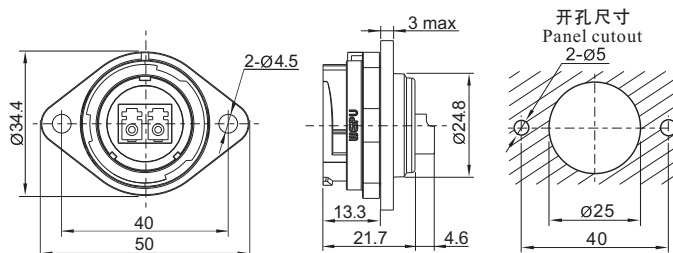
SY2512/SLC



光纤两孔法兰插座  
与SY2510相配

2-hole flange  
with LC adapter  
Mate with SY2510

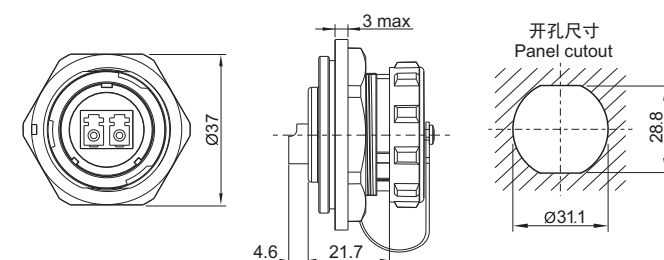
SY2513/SLC



光纤前螺母插座  
与SY2510相配

Front-nut mount  
with LC adapter  
Mate with SY2510

SY2515/SLC



## SY25 Series



**SY25**  
信号数据

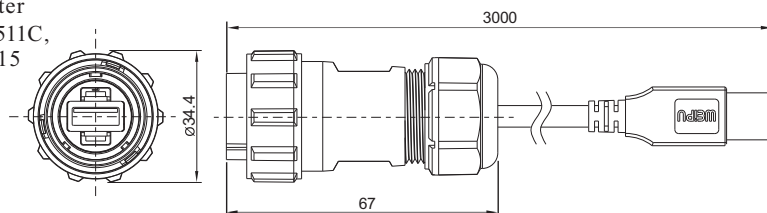


**SY2510/PUSB3.0**

**USB3.0电缆插头**  
与SY2511、SY2511C、SY2512、  
SY2513、SY2515相配

Plug with USB3.0 adapter  
Mate with SY2511, SY2511C,  
SY2512, SY2513, SY2515

线长: Wire length:  
0.5m 0.5m  
1.0m 1.0m  
1.5m 1.5m  
2.0m 2.0m  
3.0m 3.0m



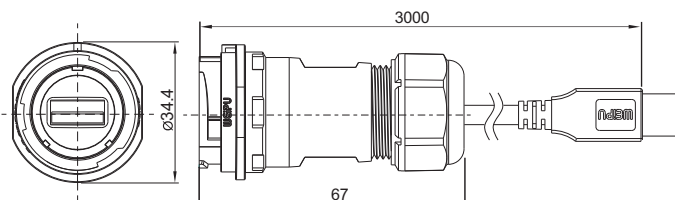
★线材长度可以定制  
Wire length can be customized



**SY2511C/SUSB3.0**

**USB3.0电缆对接插座C**  
与SY2510相配

Receptacle with USB3.0 adapter C  
Mate with SY2510



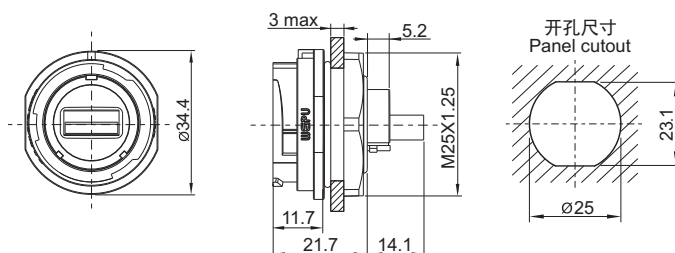
★线材长度可以定制  
Wire length can be customized



**SY2512/SUSB3.0**

**USB3.0后螺母插座**  
与SY2510相配

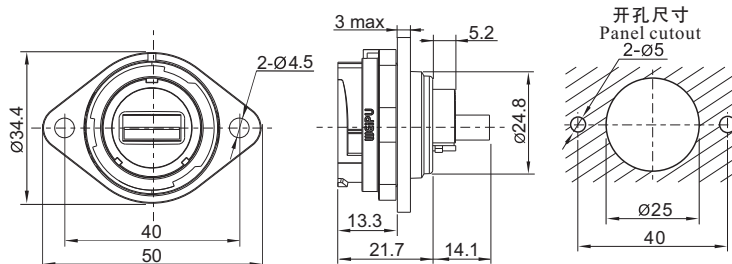
Rear-nut mount receptacle  
with USB3.0 adapter  
Mate with SY2510



**SY2513/SUSB3.0**

**USB3.0两孔法兰插座**  
与SY2510相配

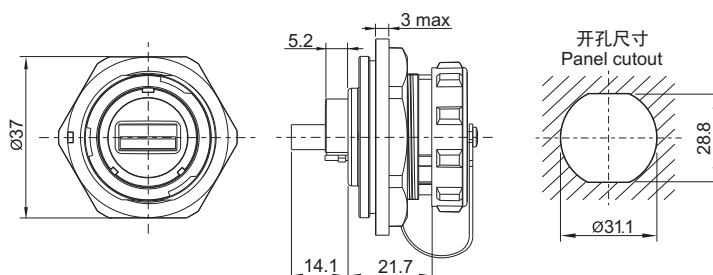
2-hole flange  
with USB3.0 adapter  
Mate with SY2510



**SY2515/SUSB3.0**

**USB3.0前螺母插座**  
与SY2510相配

Front-nut mount  
with USB3.0 adapter  
Mate with SY2510





## SY25 Series

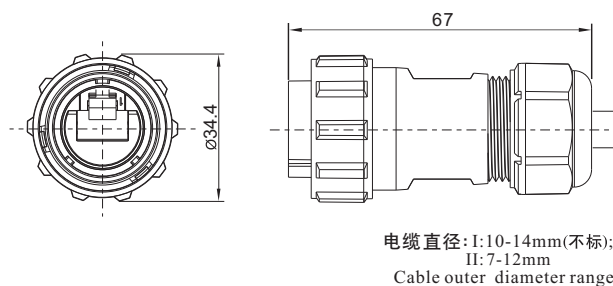
**SY25**  
信号 数据



SY2510/PRJ45

**RJ45 电缆插头**  
与SY2511、SY2511C、SY2512、  
SY2513、SY2515 相配

Plug with RJ45 adapter  
Mate with SY2511, SY2511C,  
SY2512, SY2513, SY2515



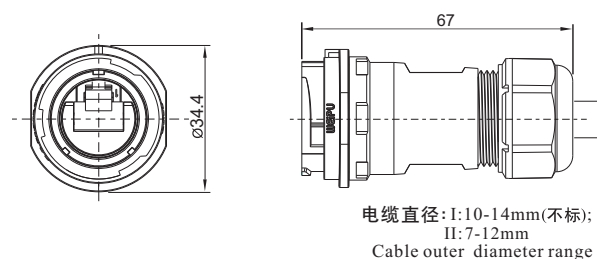
★线材长度可以定制  
Wire length can be customized



SY2511C/SRJ45

**RJ45 对接电缆插座C**  
与SY2510相配

Receptacle with RJ45 adapter C  
Mate with SY2510



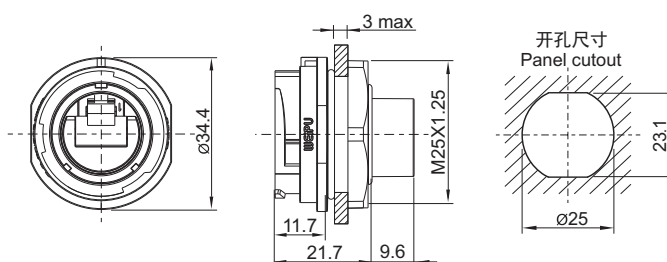
★线材长度可以定制  
Wire length can be customized



SY2512/SRJ45

**RJ45 后螺母插座**  
与SY2510相配

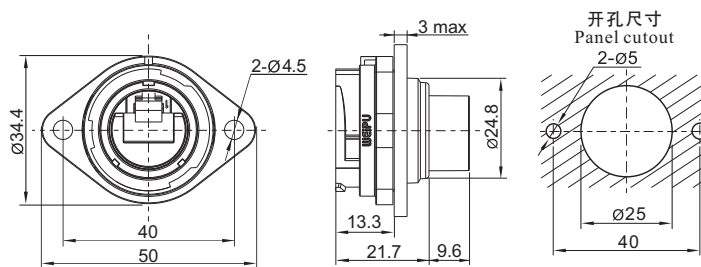
Rear-nut mount receptacle  
with RJ45 adapter  
Mate with SY2510



SY2513/SRJ45

**RJ45 两孔法兰插座**  
与SY2510相配

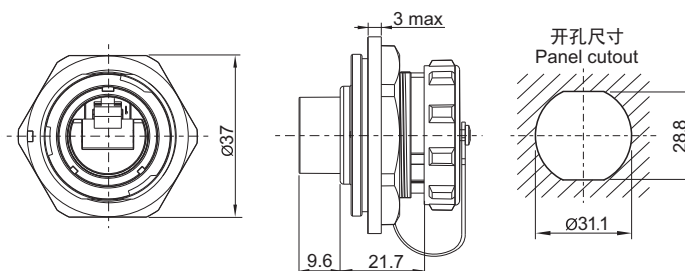
2-hole flange  
with RJ45 adapter  
Mate with SY2510



SY2515/SRJ45

**RJ45 前螺母插座**  
与SY2510相配

Front-nut mount  
with RJ45 adapter  
Mate with SY2510



## SY25 Series



**SY25**  
信号数据

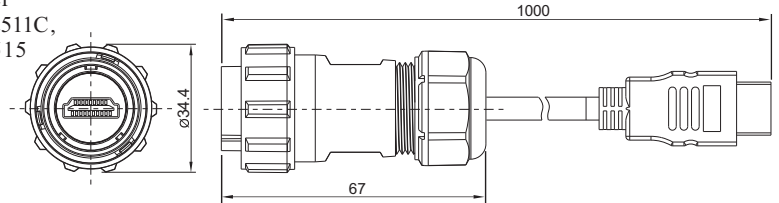


**SY2510/PHDMI2.0**

### HDMI2.0电缆插头

与SY2511、SY2511C、SY2512、  
SY2513、SY2515相配

Plug with HDMI adapter  
Mate with SY2511, SY2511C,  
SY2512, SY2513, SY2515



线长: Wire length:  
0.5m 0.5m  
1.0m 1.0m  
1.5m 1.5m  
2.0m 2.0m  
3.0m 3.0m

★线材长度可以定制  
Wire length can be customized

06

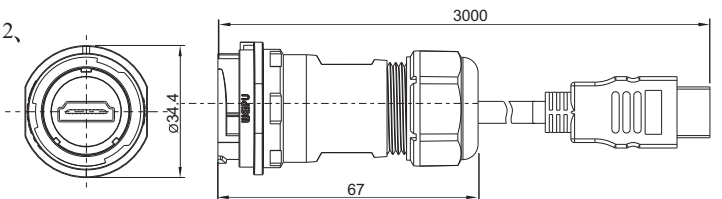


**SY2511C/SHDMI2.0**

### HDMI2.0电缆对接插座C

与SY2511、SY2511C、SY2512、  
SY2513、SY2515相配

Rreceptacle with  
HDMI2.0 adapter C  
Mate with SY2511, SY2511C,  
SY2512, SY2513, SY2515



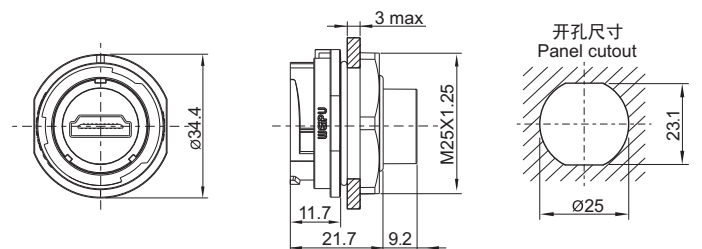
★线材长度可以定制  
Wire length can be customized



**SY2512/SHDMI2.0**

### HDMI2.0后螺母插座 与SY2510相配

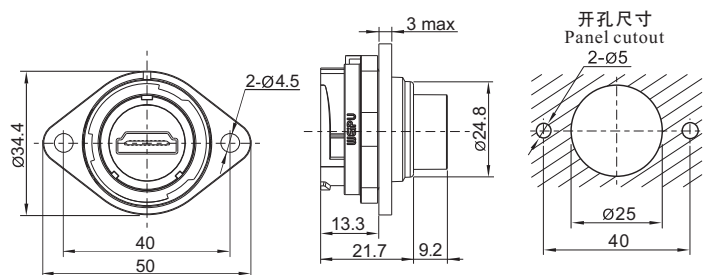
Rear-nut mount receptacle  
with HDMI2.0 adapter  
Mate with SY2510



**SY2513/SHDMI2.0**

### HDMI2.0两孔法兰插座 与SY2510相配

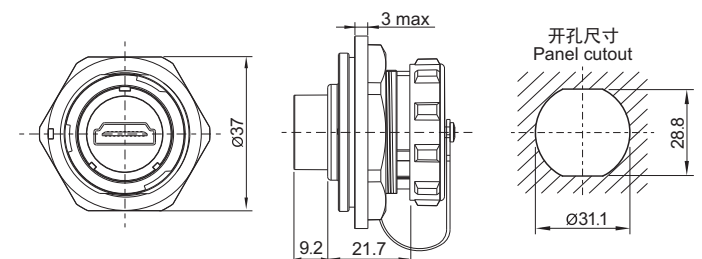
2-hole flange  
with HDMI2.0 adapter  
Mate with SY2510



**SY2515/SHDMI2.0**

### HDMI2.0前螺母插座 与SY2510相配

Front-nut mount  
with HDMI2.0 adapter  
Mate with SY2510



SY29 Series

SY  
29

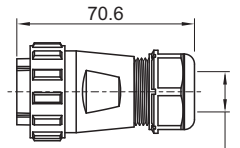
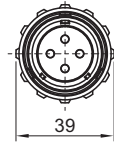


电缆插头  
与SY2911、SY2911C、SY2912、  
SY2913相配  
Cable connector  
Mate with SY2911, SY2911C,  
SY2912, SY2913

SY2910 / P \_ \_ \_ SY2910 / S \_ \_ \_

插针 Male contact  
插孔 Female contact  
芯数 Number of contact

1: 焊接 (不标), 2: 螺丝压接, 3: 压接  
1: solder, 2: screw, 3: crimp  
电缆直径: I: 9-13mm II: 13-16mm (不标)  
Cable outer diameter range

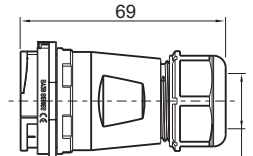
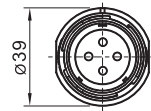


电缆直径: I: 9-13mm  
II: 13-16mm (不标)  
Cable outer diameter range



电缆对接插座C  
与SY2910相配  
In-line cable connector C  
Mate with SY2910

SY2911C / P \_ \_ \_ SY2911C / S \_ \_ \_



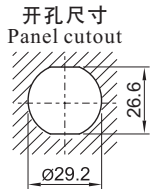
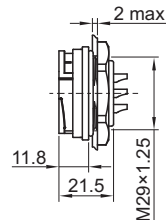
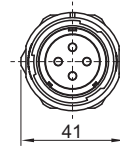
电缆直径: I: 9-13mm  
II: 13-16mm (不标)  
Cable outer diameter range



后螺母插座  
与SY2910相配  
Rear-nut mount  
Mate with SY2910

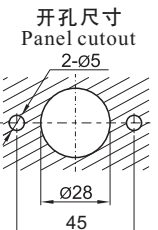
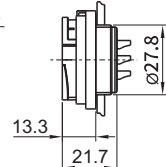
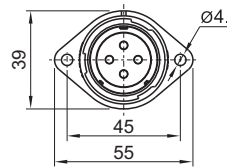
SY2912 / P \_ \_ \_ SY2912 / S \_ \_ \_

1: 焊接 (不标), 2: 螺丝压接, 3: 压接  
1: solder, 2: screw, 3: crimp  
芯数 Number of contact



两孔法兰插座  
与SY2910相配  
2-hole flange  
Mate with SY2910

SY2913 / P \_ \_ \_ SY2913 / S \_ \_ \_



焊接 芯件参数  
Solder contact spec

★ 压接芯件参数表在P20页>>  
Crimp contact spec see P20



★ 螺丝压接芯件参数表在P21页>>  
Screw contact spec see P21


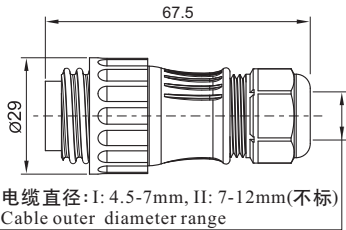

芯数 Number of contact	2	3	4	7	8	8B	9	10	10B	12	16	17	20	24	26	35
公端绝缘体正面图 Male contact face view																
额定电流 (A) Rated current (A)	50	50	25	25	25	60、5	25、5	25	10	10	10	10	5	5	5	5
接触件直径(mm) Contact diameter(mm)	Ø3.5X2	Ø3.5X3	Ø2.5X4	Ø2.5X7	Ø2.5X8	Ø5X2 Ø1X6	Ø2.5X4 Ø1X5	Ø2.5X10	Ø1.5X10	Ø1.5X12	Ø1.5X16	Ø1.5X17	Ø1X20	Ø1X24	Ø1X26	Ø1X35
工作电压 (AC.V) Rated voltage (AC.V)	500	500	500	500	500	500 400	500	500	500	500	500	500	400	400	400	400
耐压 (AC.V) 1 min Test voltage(AC.V) 1 min	1500	1500	1500	1500	1500	1500	1500	1500	1500	1500	1500	1500	1200	1200	1200	1200
接触电阻 (mΩ) Contact resistance(mΩ)	0.5	0.5	1	1	1	0.5、5	1、5	1	2.5	2.5	2.5	2.5	5	5	5	5
接线方式 Termination	焊接/螺丝压接 solder / screw	焊接/螺丝压接 solder / screw	焊接/螺丝压接 solder / screw	焊接/螺丝压接 solder / screw	焊接/螺丝压接 solder / screw	焊接 solder	焊接 solder	焊接/螺丝压接 solder / screw	焊接 solder	焊接 solder	焊接 solder	焊接 solder	焊接 solder	焊接 solder	焊接 solder	焊接 solder
线规 (mm²/AWG) Wire size (mm²/AWG)	≤10/7	≤10/7	≤4/11	≤4/11	≤4/11	≤16/5 ≤0.75/18	≤4/11 ≤0.75/18	≤4/11	≤2/14	≤2/14	≤2/14	≤2/14	≤0.75/18	≤0.75/18	≤0.75/18	≤0.75/18
螺丝压接线规 (mm²/AWG) Wire size for screw termination	≤6/10	≤6/10	≤1.5/15	≤1.5/15	≤1.5/15	/	/	≤1.5/15	/	/	/	/	/	/	/	/





### ● WA22系列 WA Series IP67

材料和技术参数 Material and spec			
芯数	Number of contact	3+PE	6+PE
接触件直径(mm)	Contact diameter (mm)	ø2	ø1.5
额定电压 (AC.V)	Rated voltage (AC.V)	400	250
额定电流 (A)	Rated current (A)	16	10
线规	Wire size (mm <sup>2</sup> /AWG)	≤2.5/14	≤0.75/18
接线方式	Termination	螺丝压接 Screw	焊接 Solder
耐压 (AC.V)1min	Test voltage(AC.V)1min	2000	
绝缘电阻(MΩ)	Insulation resistance (MΩ)	2000	
外壳材料	Shell material	热塑性塑料PA66 阻燃等级 V-0 Nylon66, fire resistance: V-0	
接触件材料	Contact material	铜镀金 Brass with gold plating	
温度范围	Temperature range	-40℃~+85℃	
接插次数	Mating cycle	500	

型号 Part number	说明 Description	尺寸 Drawing
WA22J4TK2 	<b>WA22型4针夹爪锁紧电缆插头 3+PE, 螺丝压接</b> 3+PE male cable connector with short back shell, screw termination	 电缆直径: I: 4.5-7mm, II: 7-12mm(不标) Cable outer diameter range
WA22J7TK1 	<b>WA22型7针夹爪锁紧电缆插头 6+PE, 焊接</b> 6+PE male cable connector with short back shell, solder termination	

型号 Part number	说明 Description	尺寸 Drawing
WA22K4TK2 	<b>WA22型4孔夹爪锁紧电缆插头 3+PE, 螺丝压接</b> 3+PE female cable connector with short back shell, screw termination	 66.5 Ø29.2 电缆直径: I: 4.5-7mm, II: 7-12mm(不标) Cable outer diameter range
WA22K7TK1 	<b>WA22型7孔夹爪锁紧电缆插头 6+PE, 焊接</b> 6+PE female cable connector with short back shell, solder termination	
WA22J4TL2 	<b>WA22型4针弯式夹爪锁紧电缆插头 3+PE, 螺丝压接</b> 3+PE male cable connector with angled back shell, screw termination	 61.5 Ø29 55 电缆直径: I: 4.5-7mm, II: 7-12mm(不标) Cable outer diameter range
WA22J7TL1 	<b>WA22型7针弯式夹爪锁紧电缆插头 6+PE, 焊接</b> 6+PE male cable connector with angled back shell, solder termination	
WA22K4TL2 	<b>WA22型4孔弯式夹爪锁紧电缆插头 3+PE, 螺丝压接</b> 3+PE female cable connector with angled back shell, screw termination	 61 Ø29.2 55 电缆直径: I: 4.5-7mm, II: 7-12mm(不标) Cable outer diameter range
WA22K7TL1 	<b>WA22型7孔弯式夹爪锁紧电缆插头 6+PE, 焊接</b> 6+PE female cable connector with angled back shell, solder termination	
WA22J4TE2 	<b>WA22型4针电缆插头 3+PE, 螺丝压接</b> 3+PE male cable connector, screw termination	 72 Ø29 3.2 M24 电缆直径: I: Ø6.5, II: Ø8.5, III: Ø10.5(不标) Cable outer diameter range
WA22J7TE1 	<b>WA22型7针电缆插头 6+PE, 焊接</b> 6+PE male cable connector, solder termination	

型号 Part number	说明 Description	尺寸 Drawing
WA22K4Z2 	<b>WA22型4孔插座 3+PE, 螺丝压接</b> 3+PE female panel connector, screw termination	
WA22K7Z1 	<b>WA22型7孔插座 6+PE焊接</b> 6+PE female panel connector, solder termination	
WA22K4ZE2 	<b>WA22型4孔电缆插头 3+PE, 螺丝压接</b> 3+PE female cable connector, screw termination	 电缆直径: I: Ø6.5, II: Ø8.5, III: Ø10.5 (不标) Cable outer diameter range
WA22K7ZE1 	<b>WA22型7孔电缆插头 6+PE, 焊接</b> 6+PE female cable connector, solder termination	
WA22J4Z2 	<b>WA22型4针插座 3+PE, 螺丝压接</b> 3+PE male panel connector, screw termination	
WA22J7Z1 	<b>WA22型7针插座 6+PE, 焊接</b> 6+PE male panel connector, solder termination	
WA22G1 	<b>WA22型G1护盖</b> Cap 1	
WA22G2 	<b>WA22型G2护盖</b> Cap 2	





## WAC3系列 WAC3 Series

WAC3MPA-1

WAC3MPB-1

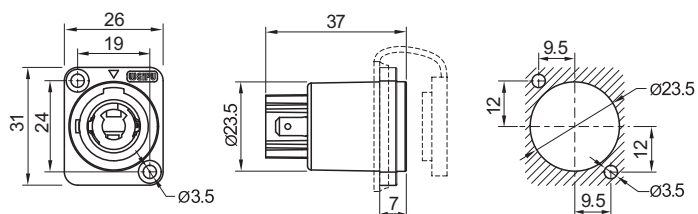


WAC3FCA

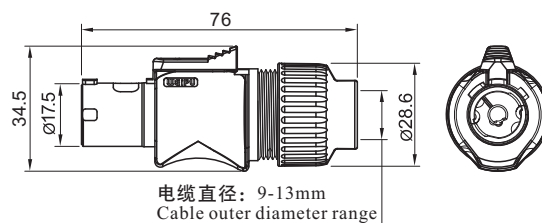


WAC3FCB

## 插座 Receptacle



## 插头 Plug



## 材料和技术参数 Material and spec

接插方式	Coupling	卡扣连接	Bayonet
外壳	Shell	插头: PA66 插座: PC	Plug: Nylon66 Socket: PC
接触件	Contact material	铜镀银	Brass with silver plating
额定电流A	Rated current (A)	20	
额定电压 (AC.V)	Rated voltage (AC.V)	250	
耐压 (AC.V) 1 min	Test voltage (AC.V) 1 min	2500	
绝缘电阻 (MΩ)	Insulation resistance (MΩ)	2000	
接插次数	Mating cycle	1000	
温度范围	Temperature range	-40℃~+85℃	
防护等级	IP range	IP65	
接线方式	Termination	插头: 螺丝压接, 插座: 4.8插簧端子	Plug: screw, Receptacle: 3/16" flat tab terminals

**IP65**

**WAC3 Series**



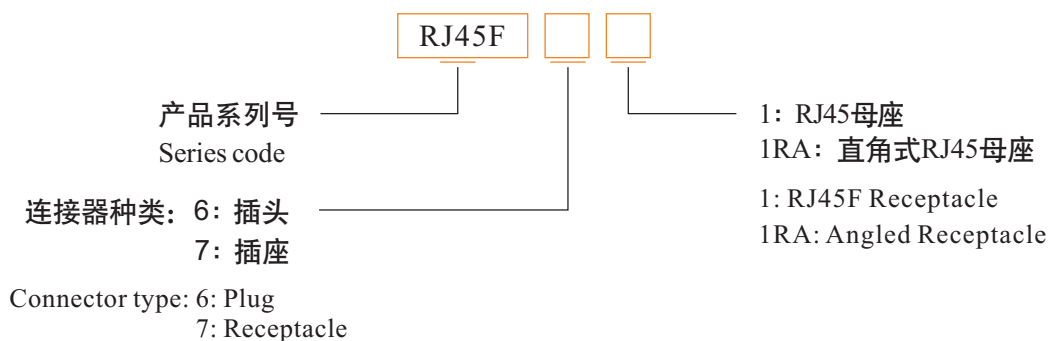


## ● RJ45F系列 IP67 RJ45F Series IP67

RJ45F以太网线防水连接器是将标准的5类，超5类，6类线缆，通过外壳，简单方便快速的转换为防尘防水，可在恶劣环境下使用。产品无需焊接，节省接线及布线时间，提高工作生产效率。广泛应用于LED显示设备、闭路监控系统、工厂自动化控制、通讯设备等。

RJ45F connector is used to connect standard Ethernet Class D /Cat.5e and Class E/cat 6 (10 Base T , 100 base TX , 1000 Base T net works ) in outdoor or water proof harsh working environment . no need soldering , easy to connect , it is widely use in communications , LED boards , security monitoring , automation control etc.

### 型号 Part number system



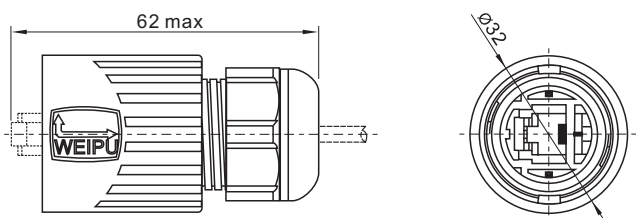
### 材料和技术参数 Material and spec

接插方式	Coupling	卡扣连接	Bayonet
外壳	Shell material	热塑性塑料PC，阻燃等级V-0	PC, fire resistance: V-0
防护等级	IP rating	IP67	
线径范围	Cable out diameter range	I: 5-6mm (不标), II: 6-7mm	
接插次数	Mating cycle	500	
温度范围	Temperature range	-40℃~+85℃	

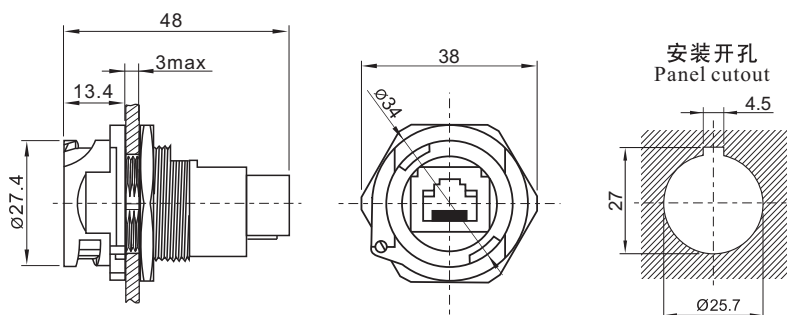


- **RJ45F插头:** RJ45F6 电缆外径  
I: 5-6mm (不标), II: 6-7mm

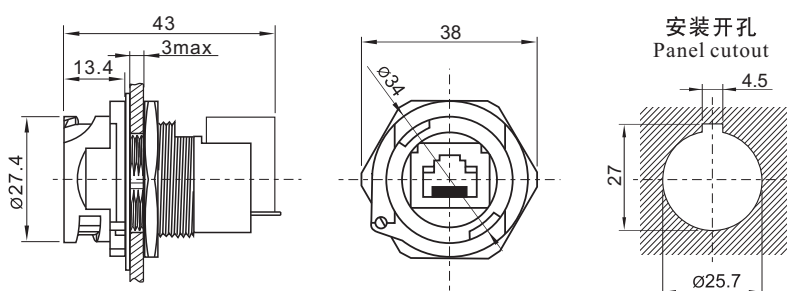
RJ45F plug: RJ45F6 Cable outer diameter  
I: 5-6mm, II: 6-7mm



- **RJ45F母座:** RJ45F71  
RJ45F Receptacle: RJ45F71

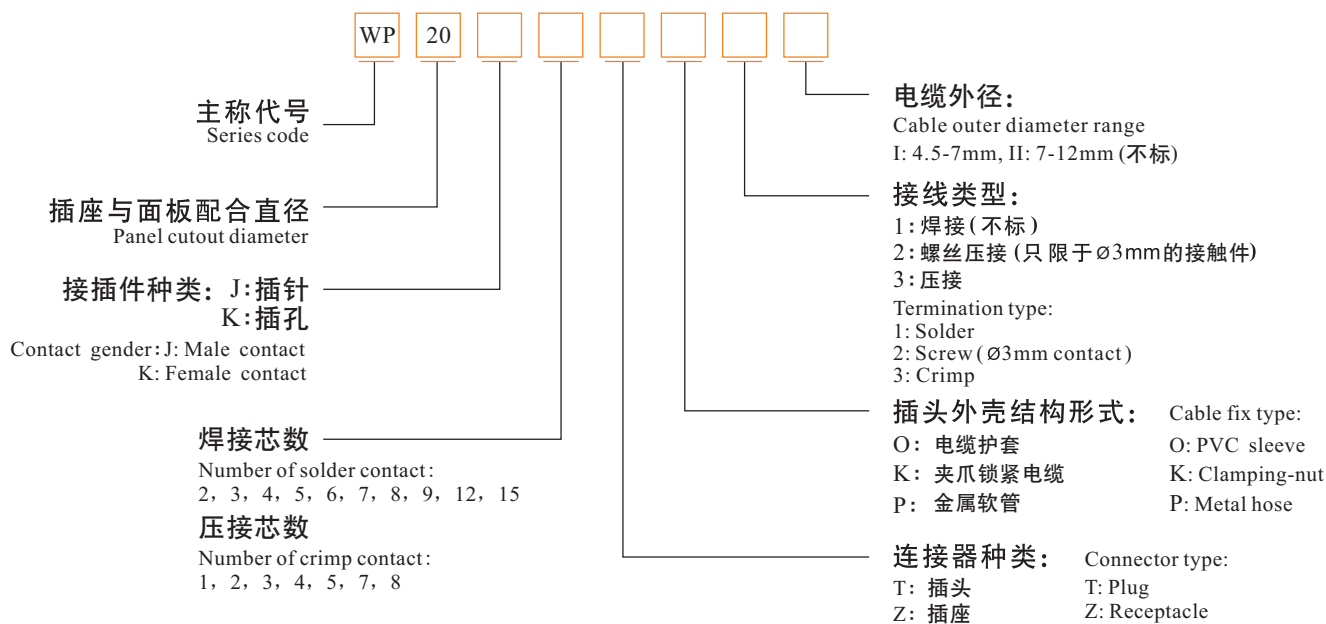


- **直角式RJ45F母座:** RJ45F71RA  
Angled Receptacle: RJ45F71RA



## ● WP系列 WP Series

型号 Part number system



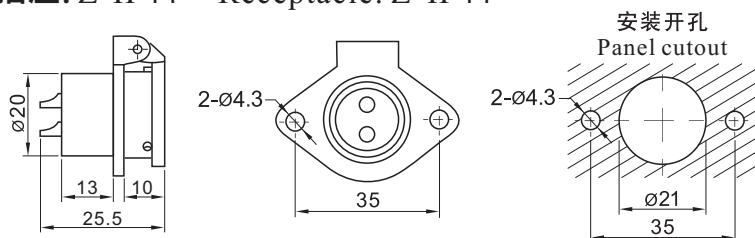
★ 接触件可以是插针或插孔  
Each side can be male or female contact

## 材料和技术参数 Material and spec

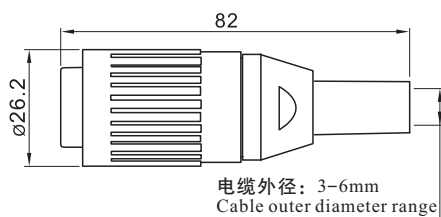
接插方式	Coupling	卡扣连接	Bayonet
外壳	Shell	PA66, 锌基合金	Nylon 66 / Zinc alloy
绝缘体	Insert material	热塑性塑料PPS, 耐高温260℃	PPS, max temperature 260 °C
接触件	Contact material	铜	Brass
接触件表面	Contact plating	镀金	Gold Plating
接线方式	Termination	焊接: $\varnothing 1\text{mm}$ 、 $\varnothing 2\text{mm}$ 、 $\varnothing 3\text{mm}$ 接触件 螺丝压接: $\varnothing 3\text{mm}$ 接触件 压接	Solder: $\varnothing 1\text{mm}$ , $\varnothing 2\text{mm}$ , $\varnothing 3\text{mm}$ contact Screw: $\varnothing 3\text{mm}$ contact Crimp
接插次数	Mating cycle	500	
温度范围	Temperature range	-40℃~+85℃	



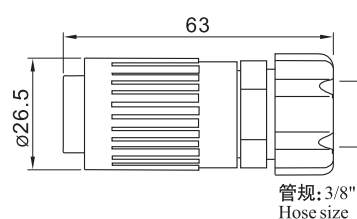
● 插座: Z IP44 Receptacle: Z IP44



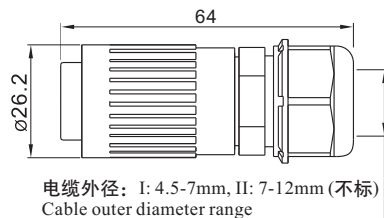
● 电缆护套插头: TO PVC sleeve: TO



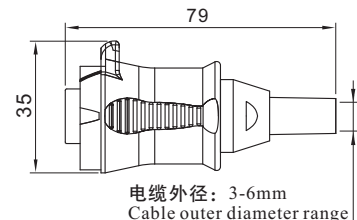
● 金属软管插头: TP Metal hose: TP



● 夹爪锁紧电缆插头: TK IP55 Plastic clamping-nut: TK IP55



● 电缆护套直插插头: TO-G Without bayonet: TO-G



## 焊接芯件参数表

### Solder contact spec

★ 压接芯件参数表在P20页>>  
Crimp contact spec see P20

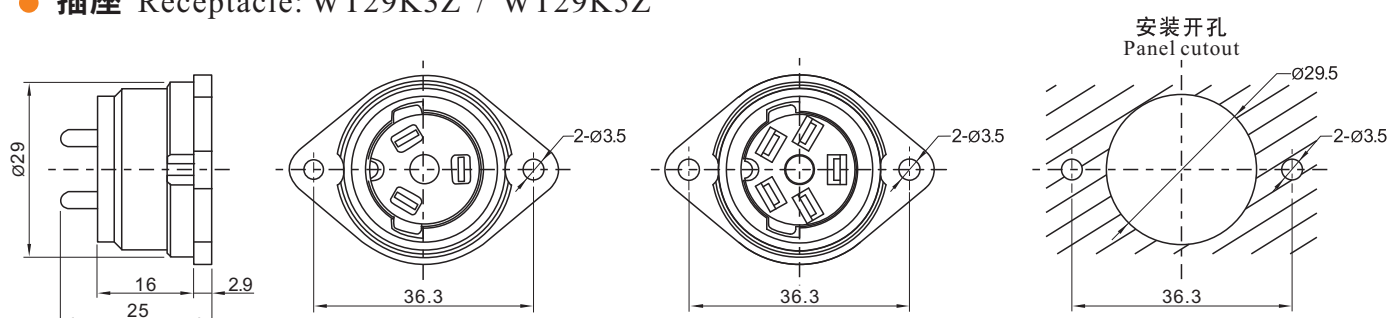
★ 螺丝压接芯件参数表在P21页>>  
Screw contact spec see P21

芯数 Number of contact	2	3	4	5	5B	5C	6	6B	7	8	9	12	15
公端绝缘体正面图 Male contact face view													
额定电流 (A) Rated current (A)	30	30	30	30	30 5	15	25 5	30 5	15	10	5	5	5
接触件直径 (mm) Contact diameter (mm)	Ø3X2	Ø3X3	Ø3X4	Ø3X5	Ø3X2 Ø1X3	Ø2X5	Ø2.5X4 Ø1X2	Ø3X2 Ø1X4	Ø2X7	Ø1.5X8	Ø1X9	Ø1X12	Ø1X15
工作电压 (AC.V) Rated voltage (AC.V)	500	500	500	500	500	500	500	500	500	500	400	400	400
耐压 (AC.V) 1 min Test voltage (AC.V) 1 min	1500	1500	1500	1500	1500	1500	1500	1500	1500	1500	1200	1200	1200
接触电阻 (mΩ) Contact resistance (mΩ)	1	1	1	1	1 5	2.5	1 5	1 5	2.5	2.5	5	5	5
接线方式 Termination	焊接/螺丝压接 solder / screw	焊接/螺丝压接 solder / screw	焊接/螺丝压接 solder / screw	焊接/螺丝压接 solder / screw	焊接 solder	焊接 solder	焊接 solder	焊接 solder	焊接 solder	焊接 solder	焊接 solder	焊接 solder	焊接 solder
焊接线规 (mm²/AWG) Wire size for solder (mm² / AWG)	≤4/11	≤4/11	≤4/11	≤4/11	≤4/11 ≤0.75/18	≤2/14	≤4/11 ≤0.75/18	4/11 ≤0.75/18	≤2/14	≤2/14	≤0.75/18	≤0.75/18	≤0.75/18
螺丝压接线规 (mm²/AWG) Wire size for screw termination (mm² / AWG)	≤1.5/15	≤1.5/15	≤1.5/15	≤1.5/15	/	/	/	/	/	/	/	/	/

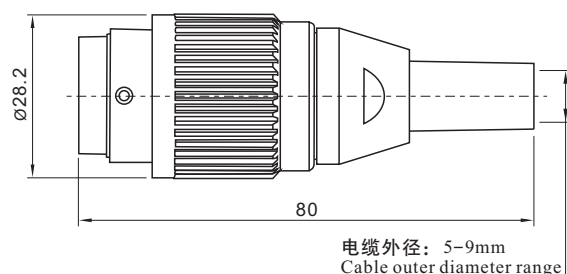


● WT29系列 WT29 Series

● 插座 Receptacle: WT29K3Z / WT29K5Z



● 插头 Plug: WT29J3T / WT29J5T



材料和技术参数 Material and spec

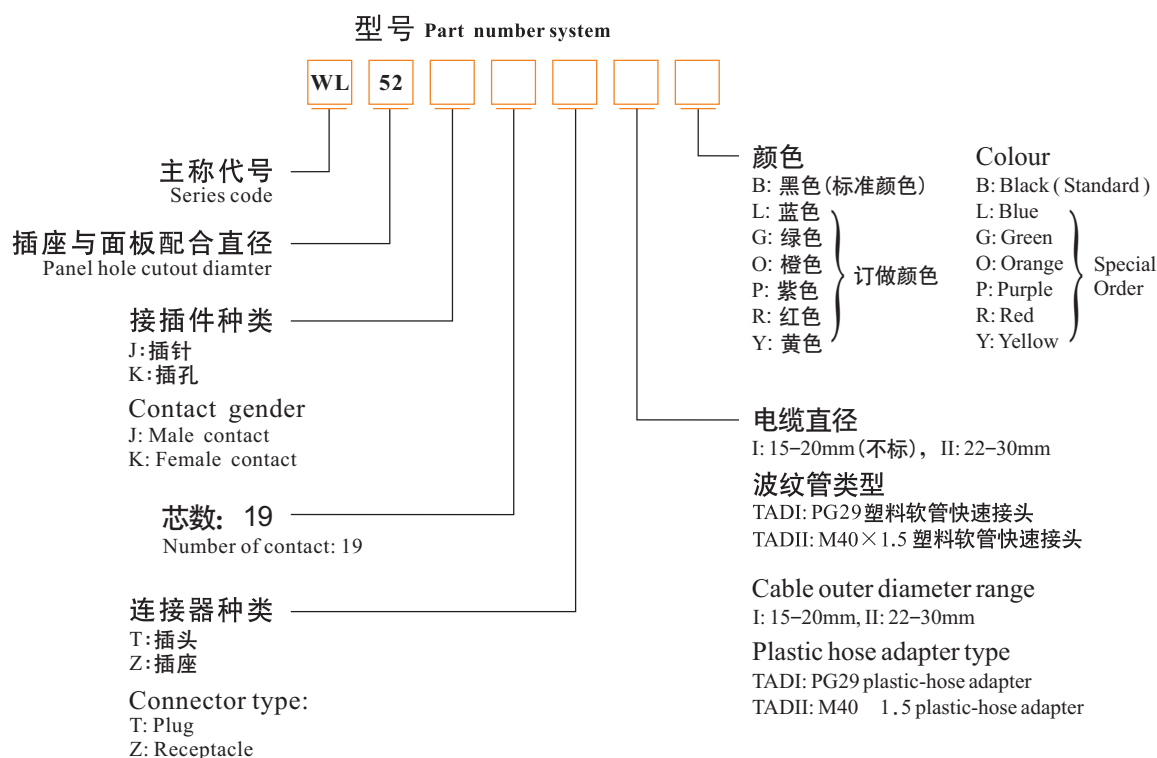
接插方式	Coupling	卡扣连接	Bayonet
外壳	Shell	PA66, 阻燃等级 V-0	Nylon PA66, Fire resistance V-0
绝缘体	Insert material	PA66	Nylon PA66
接触件	Contact material	铜镀银	Brass with silver plating
接线方式	Termination	焊接	Solder
接插次数	Mating cycle	500	
温度范围	Temperature range	-40℃~+85℃	
绝缘电阻(MΩ)	Insulation resistance(MΩ)	2000	
耐压(AC.V) 1 min	Test voltage(AC.V) 1 min	1500	
线规(mm²/AWG)	Wire size(mm²/AWG)	2.5 / 16 max	
额定电流(A)	Rated current(A)	10	
工作电压(AC.V)	Rated voltage(AC.V)	400	
接触电阻(mΩ)	Contact resistance(mΩ)	2.5	

## WT29 Series



IP66/67

## ● WL52系列 WL52 Series

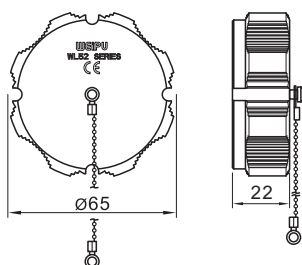


## 材料和技术参数 Material and spec

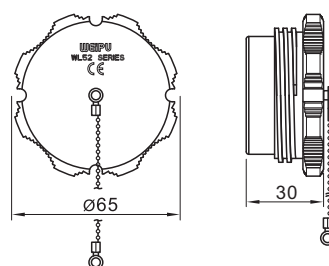
接插方式	Coupling	螺纹连接	Threaded
外壳	Shell	铝阳极氧化	Anodized aluminium
绝缘体	Insert material	PPS, 防火等级V-0, 耐温 260℃	PPS, fire resistance: V-0, max temperature 260℃
接触件	Contact material	铜(镀金)	Brass with gold plating
防护等级	IP rating	IP66/67	
接线方式	Termination	焊接	Solder
接插次数	Mating cycle	500	
温度范围	Temperature range	-40℃~+85℃	
绝缘电阻	Insulation resistance	2000 MΩ	



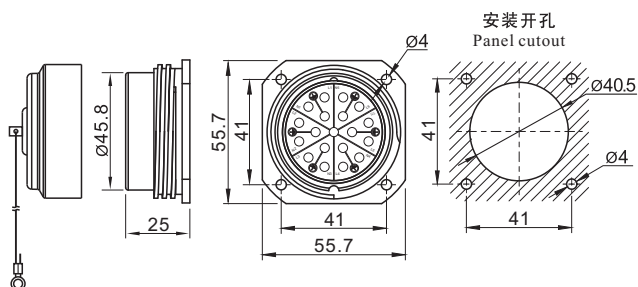
- 插座金属护盖: WL52-GZK IP67  
Aluminium cap for female-contact connector



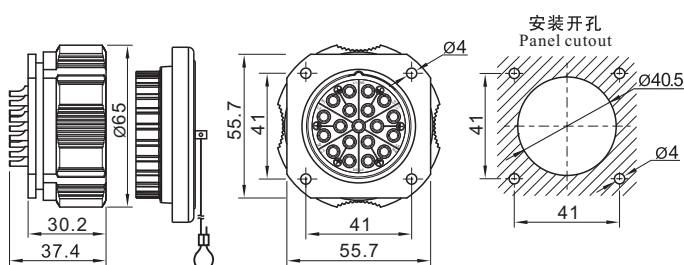
- 插头/插针插座金属护盖: WL52-GZJ IP67  
Aluminium cap for male-contact connector



- 方形法兰插孔插座: WL52K19Z IP67  
Square flange female contact receptacle



- 方形法兰插针插座: WL52J19Z IP67  
Square flange male contact receptacle



## 焊接芯件参数表

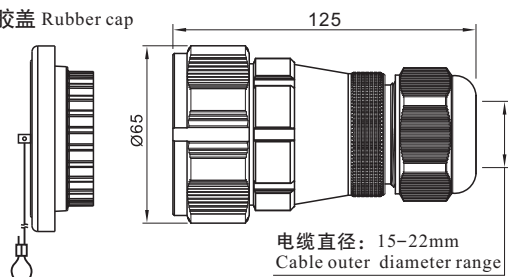
### Solder contact spec

芯数 Number of contact	19
公端绝缘体正面图 Male contact face view	
额定电流 (A) Rated current (A)	25
接触件直径 Contact diameter	Ø3
工作电压 Rated voltage	700 (DC.V), 500 (AC.V)
耐压 (AC.V) 1 min Test voltage (AC.V) 1 min	2500
接触电阻 (MΩ) Contact resistance (MΩ)	1
线规 (mm²/AWG) Wire size (mm²/AWG)	≤6/9

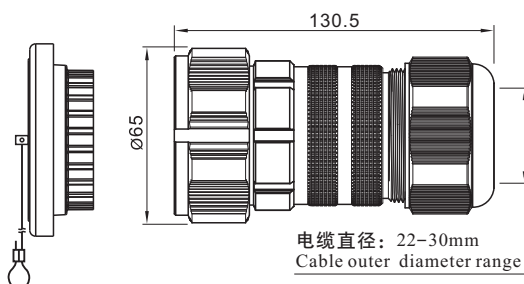


● **线夹身件插针插头** Male-contact plug with clamping-nut: WL52J19T IP67

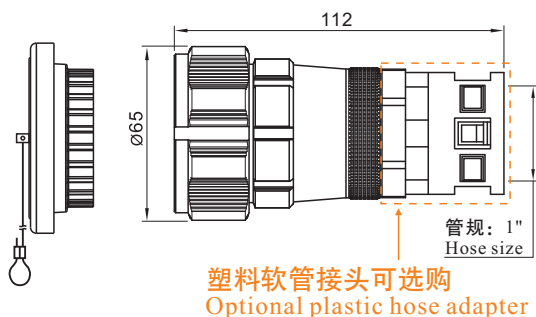
橡胶盖 Rubber cap



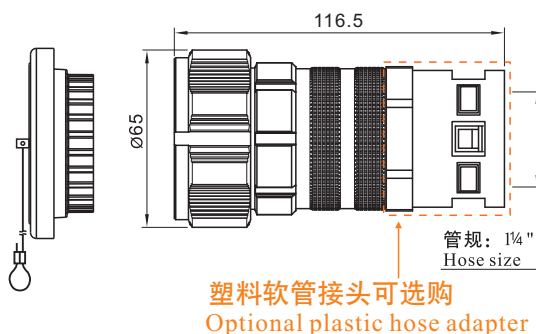
● **线夹身件插针插头2** Male-contact plug with clamping-nut 2: WL52J19TII IP67



● **PG29塑料软管插针插头** Male-contact plug for PG29 Plastic hose adapter: WL52J19TAD I IP66

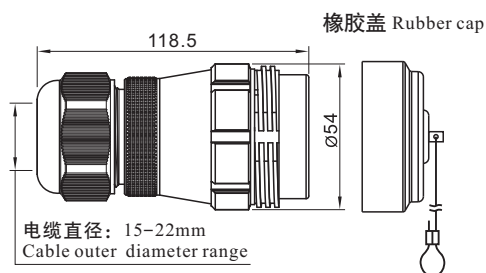


● **M40 1.5塑料软管插针插头** Male-contact plug for M40 × 1.5 plastic hose adapter: WL52J19TAD II IP66

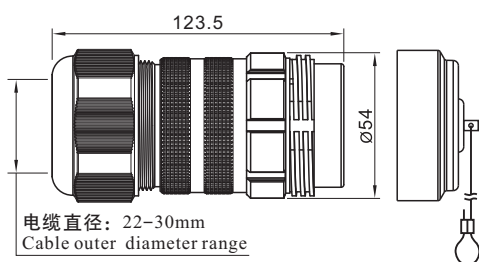




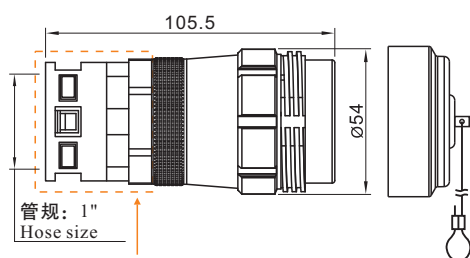
- **线夹身件插孔插头** Female-contact connector with clamping-nut: WL52K19T IP67



- **线夹身件插孔插头2** Female-contact connector with clamping-nut 2: WL52K19TII IP67

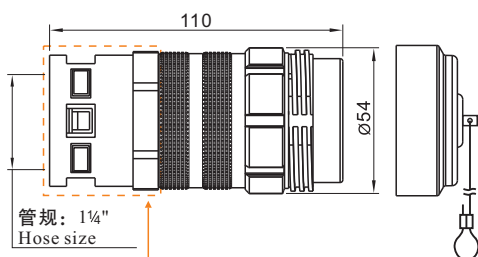


- **PG29塑料软管插孔插头** Female-contact connector for PG29 Plastic hose adapter: WL52K19TAD I IP66



塑料软管接头可选购  
Optional plastic hose adapter

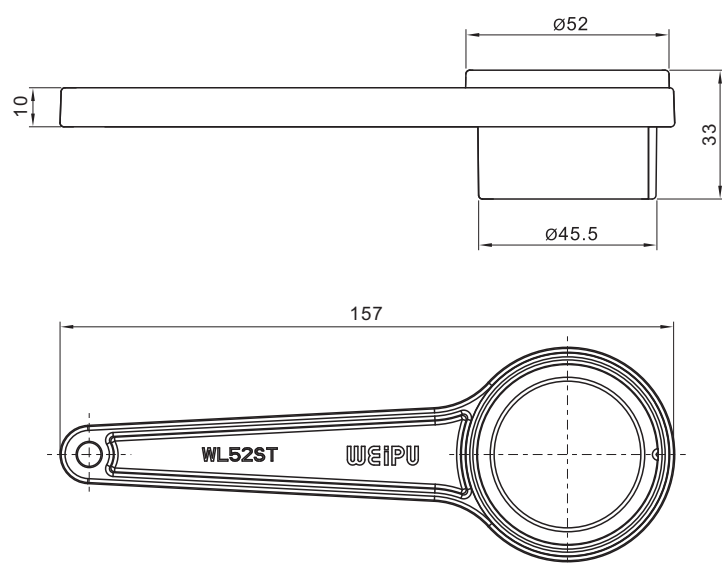
- **M40 1.5塑料软管插孔插头** Female-contact connector for M40 × 1.5 Plastic hose adapter: WL52K19TADII IP66



塑料软管接头可选购  
Optional plastic hose adapter

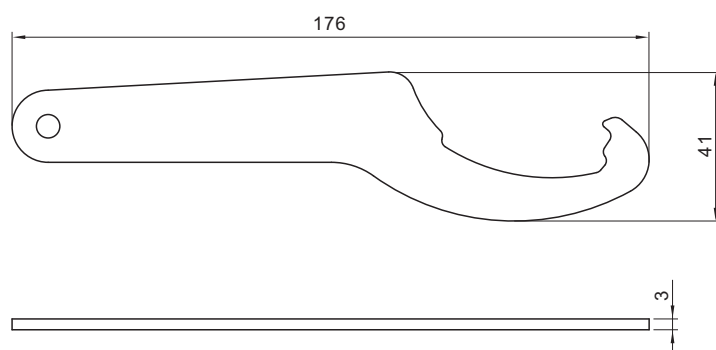


● WL52型插头专用扳手 Wrench 1: WL52ST



12

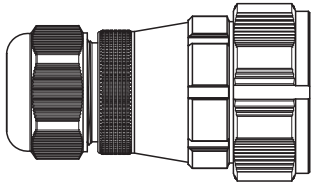
● WL52型月牙扳手 Wrench 2: WL52SY



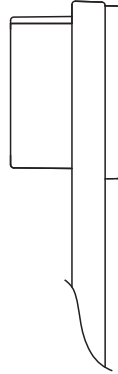
# 工具使用说明

## Instruction

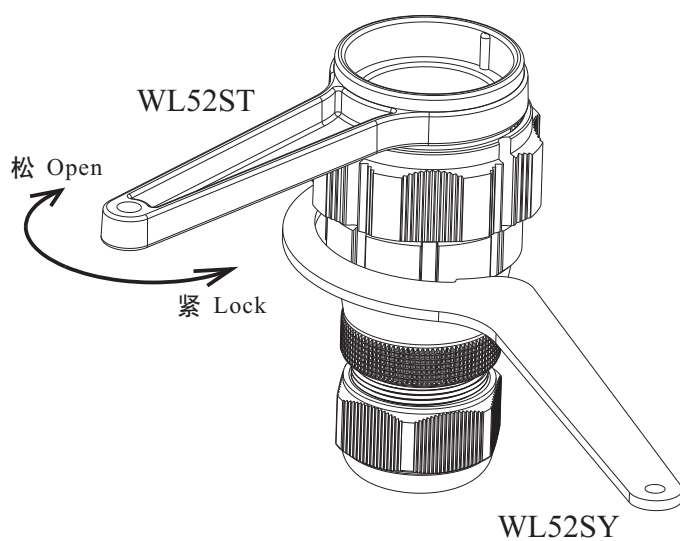
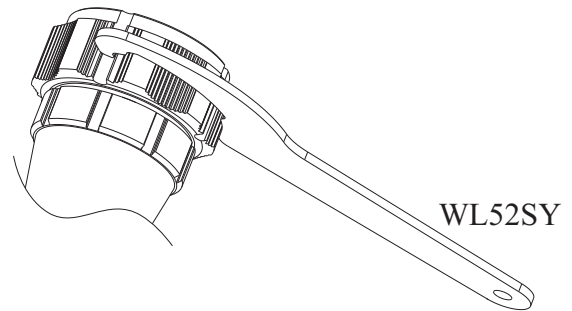
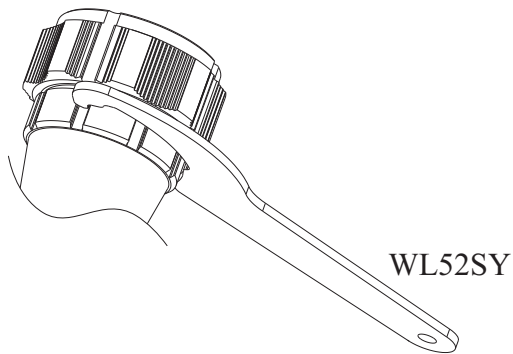
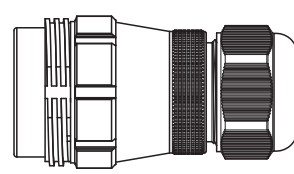
Male-contact connector



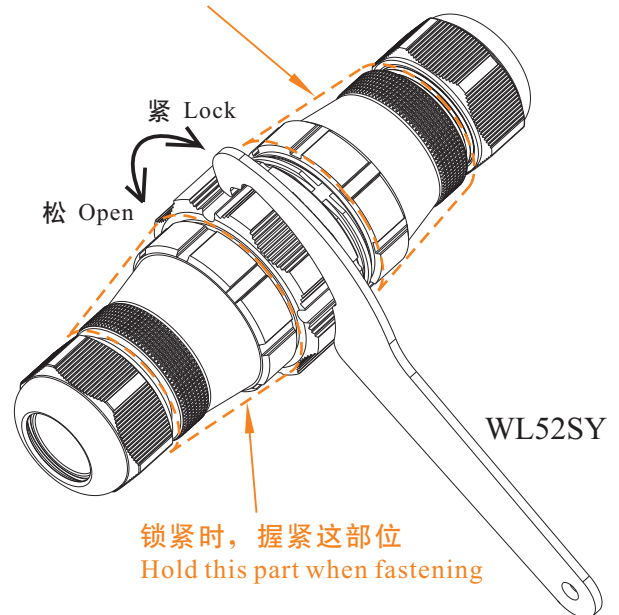
WL52ST



Female-contact connector



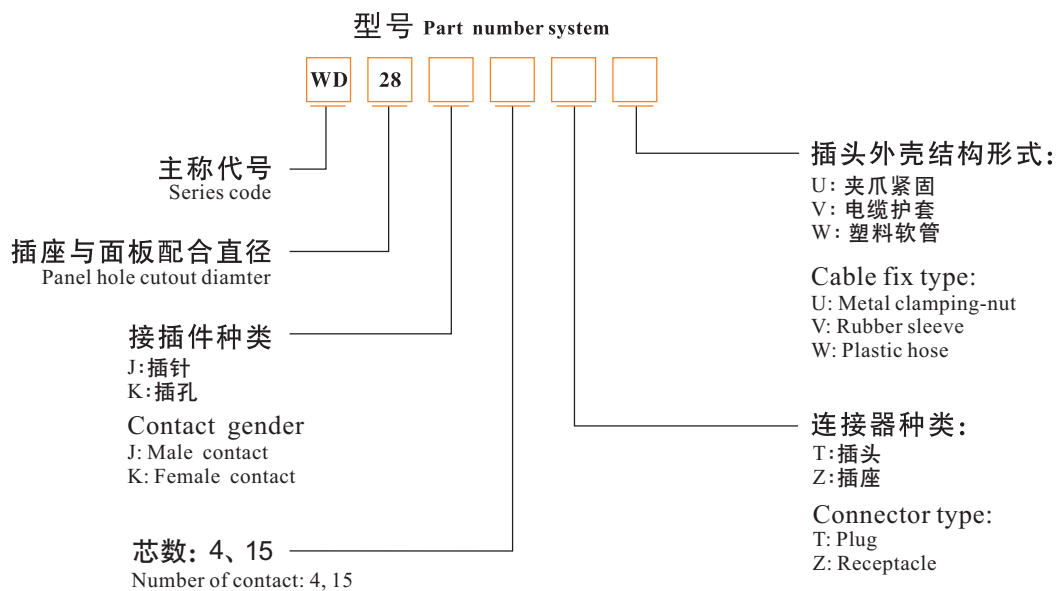
锁紧时，不要手握这部分  
Don't hold this part when fastening



锁紧时，握紧这部分  
Hold this part when fastening



## ● WD 系列 WD Series

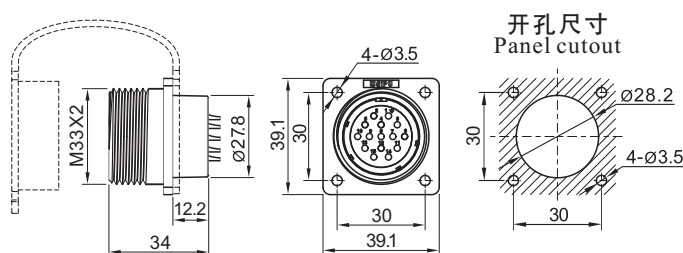


## 材料和技术参数 Material and spec

接插方式	Coupling	螺纹连接	Threaded
外壳材料	Shell material	锌合金(镀黑镍)	Zinc alloy with black nickel plating
绝缘体	Insert material	PPS, 耐高温260 C	PPS, max temperature 260 C
接触件	Contact material	铜(镀金)	Brass with gold plating
接线方式	Termination	焊接	Solder
接插次数	Mating cycle	500	
温度范围	Temperature range	-40℃~+85℃	
绝缘电阻	Insulation resistance	2000 MΩ	

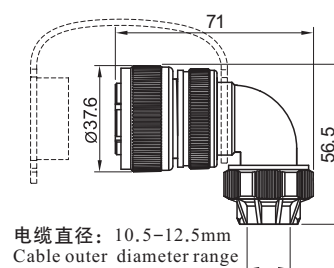


● 插座: Z IP65      Receptacle: Z IP65



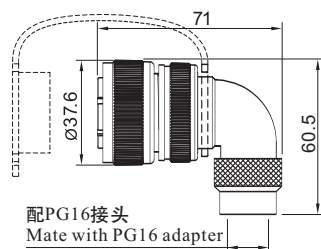
● 夹爪紧固插头: TU IP65

Cable connector with clamping-nut: TU IP65



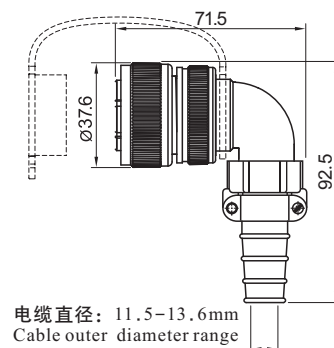
● 塑料软管插头: TW IP55

Cable connector for plastic hose: TW IP55



● 电缆护套插头: TV IP65

Cable connector with rubber sleeve: TV IP65



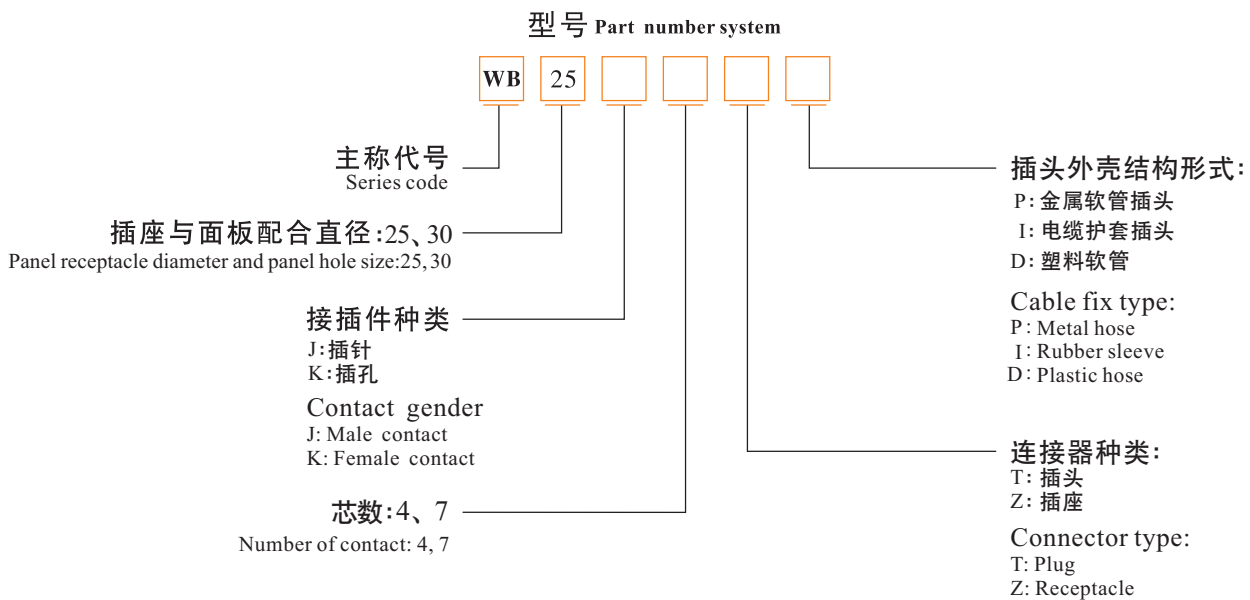
## 焊接芯件参数表

### Solder contact spec

芯数 Number of contact	4	15
公端绝缘体正面图 Male contact face view		
额定电流 (A) Rated current (A)	50A、25A	10A
接触件直径 Contact diameter	Ø3.5×3、Ø2.5×1	Ø1.5×15
工作电压 (AC.V) Rated voltage (AC.V)	500	500
耐压 (AC.V) 1 min Test voltage(AC.V) 1 min	1500	1500
接触电阻 (MΩ) Contact resistance (MΩ)	1、0.5	2.5
线规 (mm²/AWG) Wire size (mm²/AWG)	≤10 / 7、≤4 / 11	≤2 / 14



● WB系列 WB Series

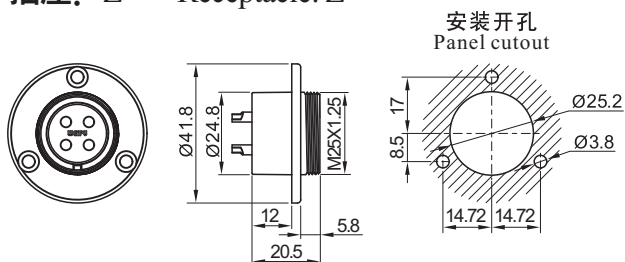


材料和技术参数 Material and spec

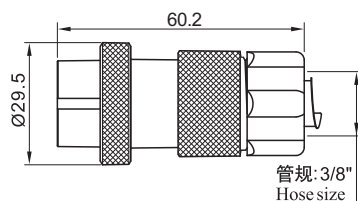
接插方式	Coupling	螺纹连接	Threaded
外壳材料	Shell material	锌合金 (镀铬)	Zinc alloy with chrome plating
绝缘体	Insert material	PPS, 耐高温260 C	PPS, max temperature 260℃
接触件材料	Contact material	铜(镀金)	Brass with gold plating
接线方式	Termination	焊接	Solder
接线次数	Mating cycle	500	
温度范围	Temperature range	-40℃ ~ +85℃	
绝缘电阻	Insulation resistance	2000 MΩ	



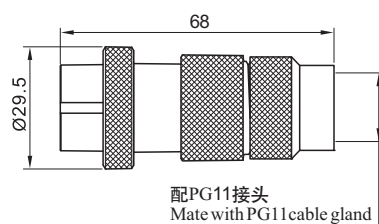
● 插座: Z Receptacle: Z



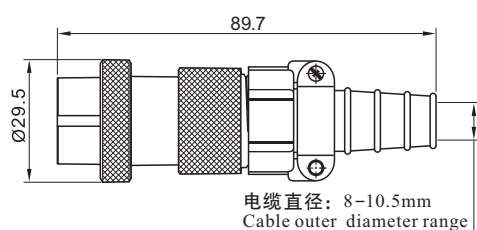
● 金属软管插头: TP Plug for metal-hose: TP



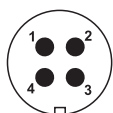
● 塑料软管插头: TD Plug for plastic hose: TD



● 电缆护套插头: TI Plug with rubber sleeve: TI

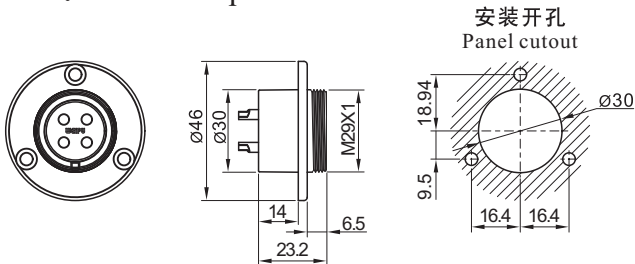


焊接芯件参数表 Solder contact spec

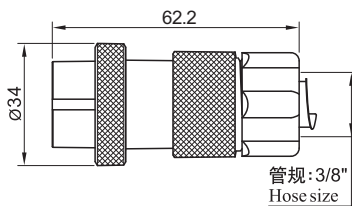
芯数 Number of contact	4
公端绝缘体正面图 Male contact face view	
额定电流 (A) Rated current (A)	25
接触件直径 Contact diameter	Ø2.5×4
工作电压 (AC.V) Rated voltage (AC.V)	500
耐压 (AC.V) 1 min Test voltage(AC.V) 1 min	1500
接触电阻 (MΩ) Contact resistance (MΩ)	1
线规 (mm²/AWG) Wire size (mm²/AWG)	≤4 / 11



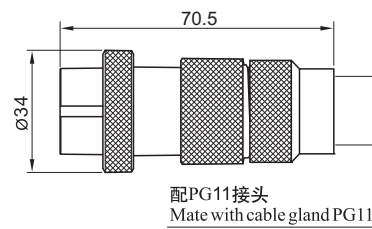
● 插座: Z    Receptacle: Z



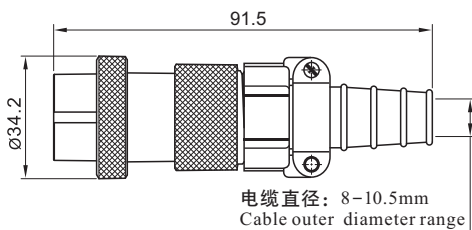
● 金属软管插头: TP    Plug for metal-hose: TP



● 塑料软管插头: TD    Plug for plastic hose: TD



● 电缆护套插头: TI    Plug with rubber sleeve: TI



焊接芯件参数表    Solder contact spec

芯数 Number of contact	4	7
公端绝缘体正面图 Male contact face view		
额定电流 (A) Rated current (A)	30	25
接触件直径 Contact diameter	Ø3.5×4	Ø2.5×7
工作电压 (AC.V) Rated voltage (AC.V)	500	500
耐压 (AC.V) 1 min Test voltage (AC.V) 1 min	1500	1500
接触电阻 (MΩ) Contact resistance (MΩ)	1	2.5
线规 (mm²/AWG) Wire size (mm²/AWG)	≤4 / 11	≤2 / 14

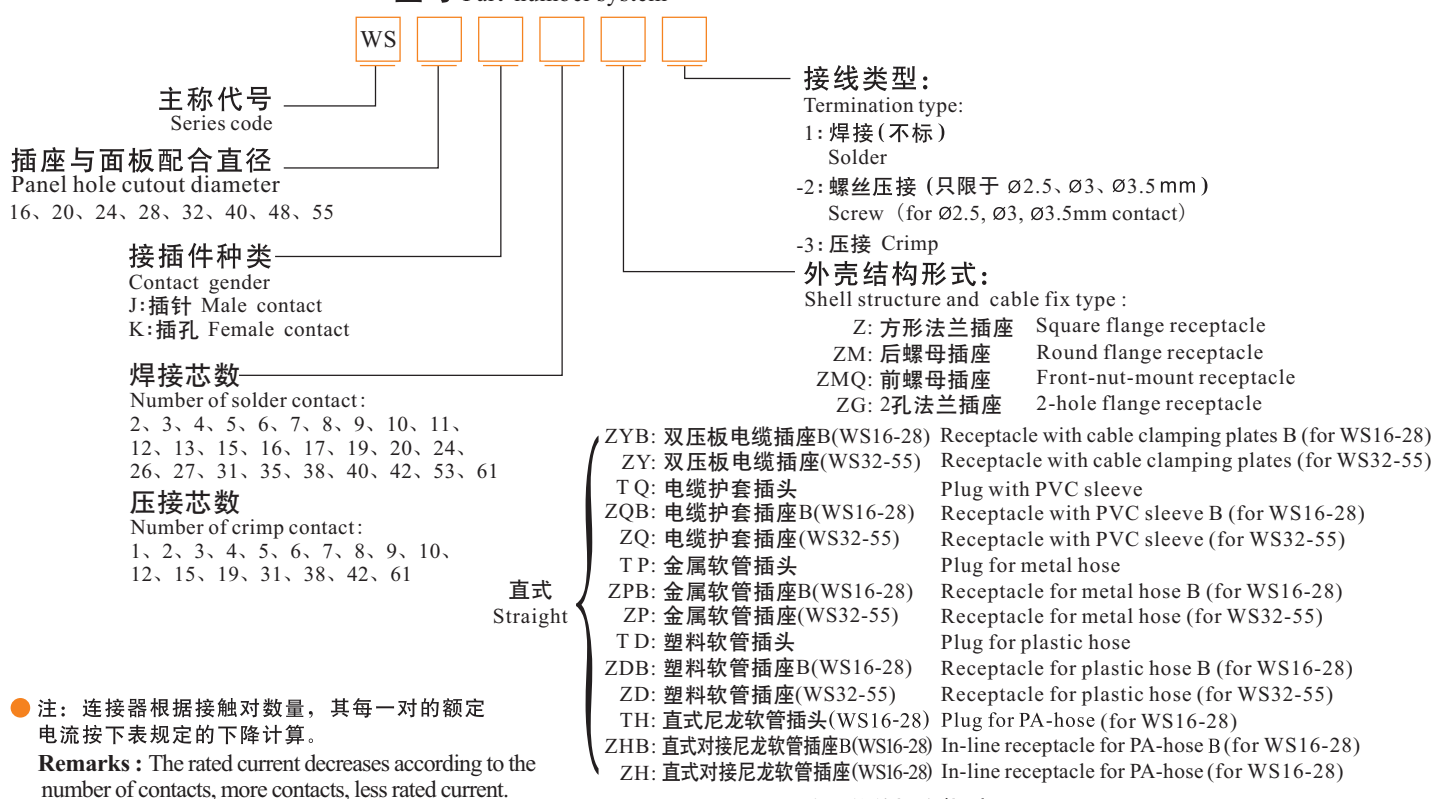
# WB Series





## ● WS系列 WS Series

型号 Part number system



● 注: 连接器根据接触对数量, 其每一对的额定电流按下表规定的下降计算。

**Remarks:** The rated current decreases according to the number of contacts, more contacts, less rated current.

接触对芯数 Number of contact	1~3	4~10	11~20	21~30	31~40	41~50	51~61
下降率 (%) Rated current decrease rate	0	10	20	30	40	50	60

## 材料和技术参数 Material and spec

接插方式 Coupling	螺纹连接 Threaded
外壳材料 Shell material	锌合金(镀铬) Zinc alloy with chrome plating
绝缘体 Insert material	热塑性塑料PPS 耐高温 260℃ PPS, max temperature 260 °C
接触件材料 Contact material	铜(镀金) Brass with gold plating
接线方式 Termination	焊接: Ø1、Ø1.5、Ø2.5、Ø3.5、Ø5.5mm; 螺丝压接: Ø2.5、Ø3、Ø3.5mm; 压接: Ø1、Ø1.5、Ø2.5、Ø3.5、Ø5.5、Ø10mm Solder: Ø1, Ø1.5, Ø2.5, Ø3.5, Ø5.5mm; Screw: Ø2.5, Ø3, Ø3.5mm; Crimp: Ø1, Ø1.5, Ø2.5, Ø3.5, Ø5.5, Ø10mm
接插次数 Mating cycle	500
温度范围 Temperature range	-40℃ ~ +85℃

★接触件可以是插针或插孔  
Each side can be male or female contact

★焊接芯件参数表在P19页>>  
Solder contact spec see page P19

★螺丝压接芯件参数表在P21页>>  
Screw contact spec see P21

★压接芯件参数表在P20页>>  
Crimp contact spec see P20

## WS系列配套表 WS Series Mating diagram

◆ 方方法兰插座  
Square flange receptacle

◆ 后螺母插座  
Round flange receptacle

◆ 前螺母插座  
Front-nut-mount receptacle

◆ 2孔法兰插座  
2-hole flange receptacle with cap

◆ 直式对接双压板电缆插座  
In-line receptacle with cable clamping plates

◆ 直式对接电缆护套插座  
In-line receptacle with PVC sleeve

◆ 直式对接金属软管插座  
In-line receptacle for metal hose

◆ 直式对接塑料软管插座  
In-line receptacle for plastic-hose

◆ 直式对接尼龙软管插座  
In-line receptacle for PA-hose

◆ 弯式对接金属软管插座  
In-line receptacle with angled back shell for metal-hose

◆ 弯式对接双压板电缆插座  
In-line receptacle with angled back shell and cable clamping plates

◆ 弯式对接塑料软管插座  
In-line receptacle with angled back shell for plastic-hose

◆ 插座塑料防尘盖  
Plastic receptacle cap

Z

ZM

ZMQ

ZG

ZYB(16-28)  
ZY(32-55)ZQB(16-28)  
ZQ(32-55)ZPB(16-28)  
ZP(32-55)ZDB(16-28)  
ZD(32-55)ZHB(16-28)  
ZH(16-28)

ZR

ZS

ZC

TQ

TP

TD

TH(16-28)

TS

TR

TC

◆ 直式电缆护套插头  
Plug with PVC sleeve

◆ 直式金属软管插头  
Plug for metal-hose

◆ 直式塑料软管插头  
Plug for plastic-hose

◆ 直式尼龙软管插头  
Plug for PA-hose

◆ 弯式双压板电缆插头  
Plug with angled back shell and cable clamping plates

◆ 弯式金属软管插头  
Plug with angled back shell for metal-hose

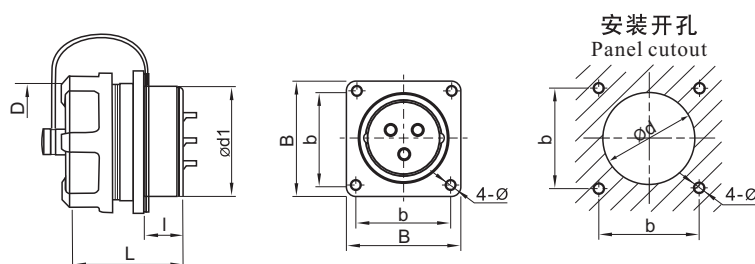
◆ 弯式塑料软管插头  
Plug with angled back shell for plastic-hose

★ 接触件可以是插针或插孔  
Each side can be male or female contact  
★ 焊接芯件参数表在P19页>>  
Solder contact spec see page P19

★ 螺丝压接芯件参数表在P21页>>  
Screw contact spec see P21  
★ 压接芯件参数表在P20页>>  
Crimp contact spec see P20

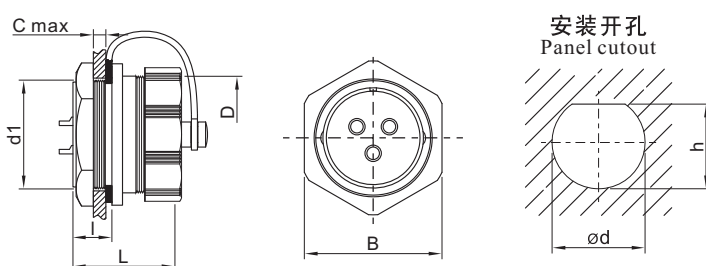


● 方法兰插座: Z Square flange mount receptacle: Z



尺寸 Dimension(mm)	WS16	WS20	WS24	WS28	WS32	WS40	WS48	WS55
ød1	15.8	19.8	23.8	27.8	31.8	39.8	47.8	54.8
D	M18X1	M22X1	M26X1	M30X1	M35X1.5	M44X1.5	M52X1.5	M59X1.5
I	9.7	10	10	10	14.4	14.2	14.2	14
L	21.6	23	23	23	34	34	34	34
b	20	22	26	30	32	40	48	52
B	26	29	32	36	42	50	58	64
ød	16.5	20.5	24.5	28.5	32.5	40.5	48.5	55.5
Ø	3.2	3.2	3.2	3.2	3.5	4.5	4.5	4.5

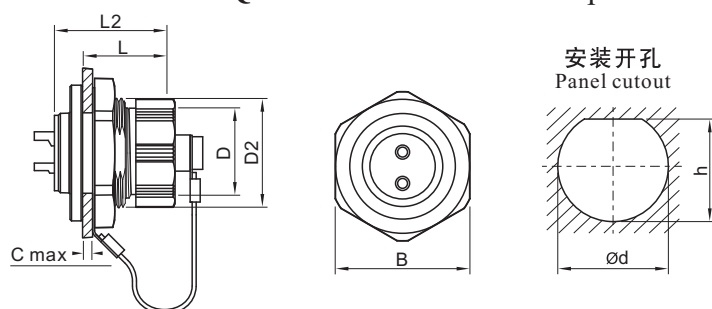
● 后螺母插座: ZM Round flange receptacle: ZM



尺寸 Dimension(mm)	WS16	WS20	WS24	WS28
d1	M16X1	M20X1	M24X1	M28X1
D	M18X1	M22X1	M26X1	M30X1
C	5	5	5	5
I	9.7	9.9	10	10.2
L	22	23	23	23
B	21.2	25.5	29.2	33.3
ød	15.7	19.7	23.7	27.7
h	15.3	19.3	23.2	26.9

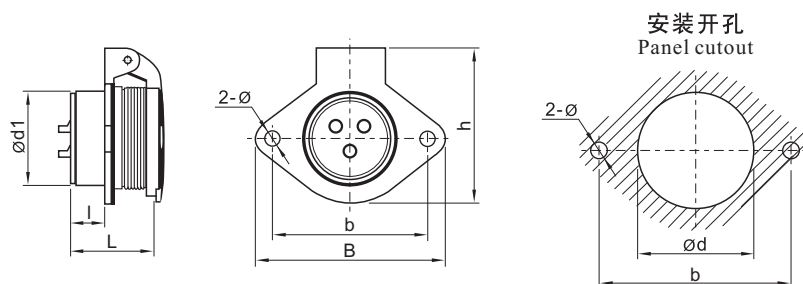


● 前螺母插座: ZMQ Front-nut-mount receptacle: ZMQ



尺寸 Dimension(mm)	WS16	WS20	WS24	WS28
øD	M18X1	M22X1	M26X1	M30X1
D2	M22X1	M26X1	M30X1	M34X1
L	16	17	17	17
L2	21.6	23	23	23
C	5	5	5	5
B	26.8	30.8	34.8	38.8
ød	22	26	30	34
h	20.6	24.6	28.6	32.6

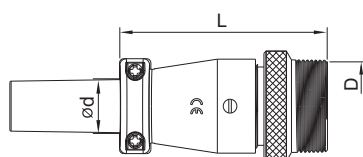
● 2孔法兰插座: ZG 2-hole flange receptacle with cap: ZG



尺寸 Dimension(mm)	WS16	WS20	WS24	WS28	WS32	WS40	WS48	WS55
ød1	15.8	19.8	23.8	27.8	31.8	39.8	47.8	54.8
l	10	10	10	10	15.4	14.7	14.3	14
L	22	23	23	23	34	34	34	34
b	30	35	40	45	55	65	80	85
B	38	44	50	55	67	77	92	98
h	32.5	36.5	40.5	45.5	52.5	63.5	74.5	80
ød	16.5	20.5	24.5	28.5	32.5	40.5	48.5	55.5
ø	3.5	4.5	4.5	4.5	5.5	5.5	5.5	6.5



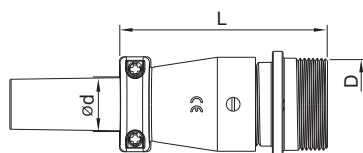
● 直式对接电缆护套插座B: ZQB In-line receptacle with PVC sleeve B: ZQB



尺寸 Dimension(mm)	WS16	WS20	WS24	WS28
D	M18X1	M22X1	M26X1	M30X1
L	44.5	49	53	55
ød max	10.5	13	13.5	17.5

护盖可选购尺寸见P18 >> Optional cap size see P18  
电缆护套尺寸见P18 >> PVC sleeve dimension see P18

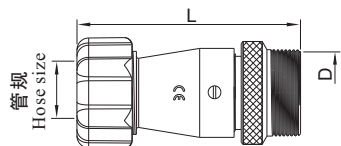
● 直式对接电缆护套插座: ZQ In-line receptacle with PVC sleeve: ZQ



尺寸 Dimension(mm)	WS32	WS40	WS48	WS55
D	M35X1.5	M44X1.5	M52X1.5	M59X1.5
L	70.5	76.5	85	97.5
ød max	21.5	26	26	32

护盖可选购尺寸见P18 >> Optional cap size see P18  
电缆护套尺寸见P18 >> PVC sleeve dimension see P18

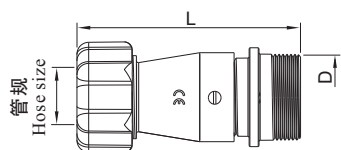
● 直式对接金属软管插座B: ZPB In-line receptacle for metal-hose B: ZPB



尺寸 Dimension(mm)	WS16	WS20	WS24	WS28
D	M18X1	M22X1	M26X1	M30X1
L	50	57.5	60.5	64.5
管规 Hose size	1/4"	3/8"	3/8"	1/2"

护盖可选购尺寸见P18 >> Optional cap size see P18

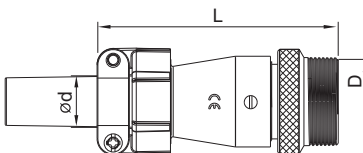
● 直式对接金属软管插座: ZP In-line receptacle for metal-hose: ZP



尺寸 Dimension(mm)	WS32	WS40	WS48	WS55
D	M35X1.5	M44X1.5	M52X1.5	M59X1.5
L	80	87	97	113
管规 Hose size	3/4"	1"	I: 1"(不标) II: 1 1/4"	1 1/4"

护盖可选购尺寸见P18 >> Optional cap size see P18

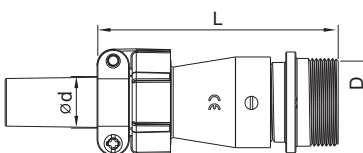
● 直式对接双压板电缆插座B: ZYB In-line receptacle with cable clamping plates B: ZYB



尺寸 Dimension(mm)	WS16	WS20	WS24	WS28
D	M18X1	M22X1	M26X1	M30X1
L	50.5	60.5	63.5	69
ød max	10.4	13.5	13.5	17

护盖可选购尺寸见P18 >> Optional cap size see P18  
电缆护套尺寸见P18 >> PVC sleeve dimension see P18

● 直式对接双压板电缆插座: ZY In-line receptacle with cable clamping plates: ZY

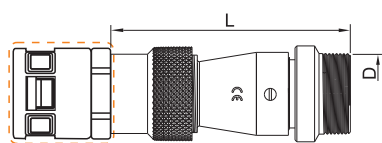


尺寸 Dimension(mm)	WS32	WS40	WS48	WS55
D	M35X1.5	M44X1.5	M52X1.5	M59X1.5
L	86	95	102	117.5
ød max	19	25	I: 24(不标) II: 32	32

护盖可选购尺寸见P18 >> Optional cap size see P18  
电缆护套尺寸见P18 >> PVC sleeve dimension see P18



● 直式对接塑料软管插座 B: ZDB In-line receptacle for plastic-hose B: ZDB

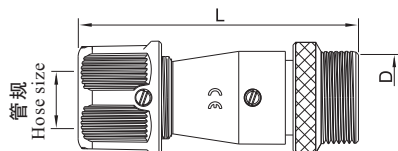


塑料软管接头可选购  
Optional plastic hose adapter

尺寸 Dimension(mm)	WS16	WS20	WS24	WS28
D	M18X1	M22X1	M26X1	M30X1
L	55.5	64.5	69	75.5
接头规格 Adapter size	PG7	PG11	PG11	PG16
适配软管接头 model of plastic hose adapter	WQG-PG7(B)	WQG-PG11(B)	WQG-PG11(B)	WQG-PG16(B)
管规 Hose size	AD10	AD15.8	AD15.8	AD21.2

护盖可选购尺寸见P18 >> Optional cap size see P18

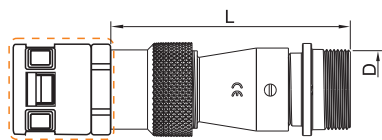
● 直式对接尼龙软管插座 B: ZHB In-line receptacle for PA-hose B: ZHB



尺寸 Dimension(mm)	WS16	WS20	WS24	WS28
D	M18X1	M22X1	M26X1	M30X1
L	52.6	63	67	71
管规 Hose size	AD10	AD15.8	AD15.8	AD21.2

护盖可选购尺寸见P18 >> Optional cap size see P18

● 直式对接塑料软管插座: ZD In-line receptacle for plastic-hose: ZD

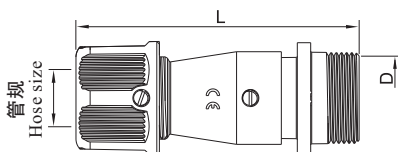


塑料软管接头可选购  
Optional plastic hose adapter

尺寸 Dimension(mm)	WS32	WS40	WS48	WS55
D	M35X1.5	M44X1.5	M52X1.5	M59X1.5
L	89.5	96.5	105	119.5
接头规格 Adapter size	PG21	PG29	I: PG29(不标) II: PG36	PG36
适配软管接头 model of plastic hose adapter	WQG-PG21(B)	WQG-PG29(B)	I: WQG-PG29(B) II: WQG-PG36(B)	WQG-PG36(B)
管规 Hose size	AD28.5	AD34.5	I: AD34.5(不标) II: AD42.5	AD42.5

护盖可选购尺寸见P18 >> Optional cap size see P18

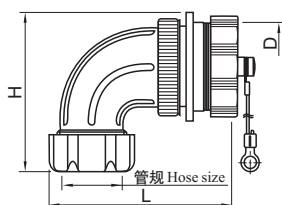
● 直式对接尼龙软管插座: ZH In-line receptacle for PA-hose: ZH



尺寸 Dimension(mm)	WS16	WS20	WS24	WS28
D	M18X1	M22X1	M26X1	M30X1
L	55	61	66	70
管规 Hose size	AD10	AD15.8	AD15.8	AD21.2

护盖可选购尺寸见P18 >> Optional cap size see P18

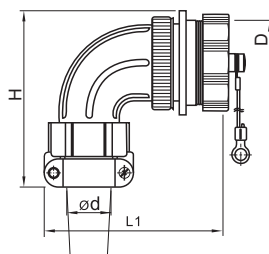
● 弯式对接金属软管插座: ZR In-line receptacle with angled back shell for metal-hose: ZR



尺寸 Dimension(mm)	WS20	WS24	WS28	WS32	WS40	WS48	WS55
D	M22X1	M26X1	M30X1	M35X1.5	M44X1.5	M52X1.5	M59X1.5
L	61	60.5	64.5	83.5	90.5	97	114.5
H	48	51.5	52	63.5	74.5	85	98
管规 Hose size	3/8"	3/8"	1/2"	3/4"	1"	1"	1 1/4"

护盖可选购尺寸见P18 >> Optional cap size see P18

● 弯式对接双压板电缆插座: ZS In-line receptacle with angled back shell and cable clamping plates: ZS

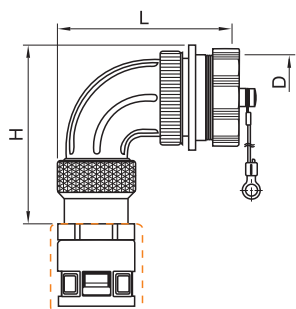


尺寸 Dimension(mm)	WS20	WS24	WS28	WS32	WS40	WS48	WS55
D	M22X1	M26X1	M30X1	M35X1.5	M44X1.5	M52X1.5	M59X1.5
L	60.5	60.5	64.5	82	89	95.5	114
H	56.5	57	63.5	72	83.5	94.5	112.5
ød max	13.5	13	17	19	23	24	32

护盖可选购尺寸见P18 >> Optional cap size see P18



● 弯式对接塑料软管插座：ZC In-line receptacle with angled back shell for plastic-hose: ZC

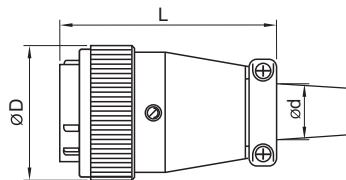


塑料软管接头可选购  
Optional plastic hose adapter

尺寸 Dimension(mm)	WS20	WS24	WS28	WS32	WS40	WS48	WS55
D	M22X1	M26X1	M30X1	M35X1.5	M44X1.5	M52X1.5	M59X1.5
L	60	61	63	82	88.5	95	112
H	58	60	65	75.5	83	95.5	104
接头规格 Adapter size	PG11	PG11	PG16	PG21	PG29	PG29	PG36
适配软管接头 model of plastic hose adapter	WQG-PG11(B)	WQG-PG11(B)	WQG-PG16(B)	WQG-PG21(B)	WQG-PG29(B)	WQG-PG29(B)	WQG-PG36(B)
管规 Hose size	AD15.8	AD15.8	AD21.2	AD28.5	AD34.5	AD34.5	AD42.5

护盖可选购尺寸见P18 >> Optional cap size see P18

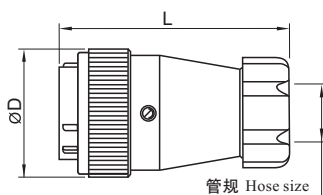
● 直式电缆护套插头：TQ Plug with PVC sleeve: TQ



尺寸 Dimension(mm)	WS16	WS20	WS24	WS28	WS32	WS40	WS48	WS55
∅D	21.5	26	30	34	39.5	49.5	57	64.5
L	44	49	53	55	69	76	85	97
∅d max	10.5	13	13.5	17.5	21.5	26	26	32

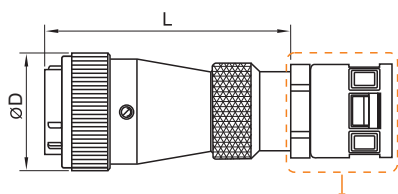
护盖可选购尺寸见P18 >> Optional cap size see P18

● 直式金属软管插头：TP Plug for metal-hose: TP



尺寸 Dimension(mm)	WS16	WS20	WS24	WS28	WS32	WS40	WS48	WS55
∅D1	21.5	26	30	34	39.5	49.5	57	64.5
L	48.5	57	61	64	81	86	96.5	112
管规 Hose size	1/4"	3/8"	3/8"	1/2"	3/4"	1"	I: 1"(不标) II: 1 1/4"	1 1/4"

● 直式塑料软管插头：TD Plug for plastic-hose: TD

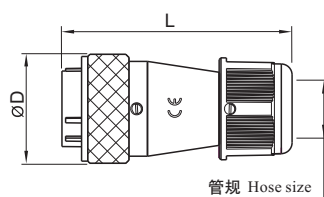


塑料软管接头可选购  
Optional plastic hose adapter

尺寸 Dimension(mm)	WS16	WS20	WS24	WS28	WS32	WS40	WS48	WS55
∅D	21.5	26	30	34.5	39.5	49.5	57	64.5
L	56	64.5	68.5	73	88.5	95.5	105	119
接头规格 Adapter size	PG7	PG11	PG11	PG16	PG21	PG29	I: PG29(不标) II: PG36	PG36
适配软管接头 model of plastic hose adapter	WQG-PG7(B)	WQG-PG11(B)	WQG-PG11(B)	WQG-PG16(B)	WQG-PG21(B)	WQG-PG29(B)	I: WQG-PG29(B) II: WQG-PG36(B)	WQG-PG36(B)
管规 Hose size	AD10	AD15.8	AD15.8	AD21.2	AD28.5	AD34.5	I: AD34.5(不标) II: AD42.5	AD42.5

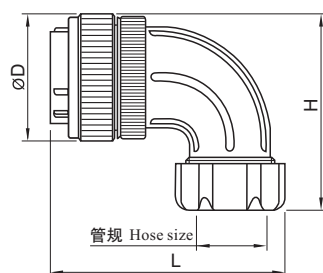


● 直式尼龙软管插头：TH Plug for PA-hose: TH



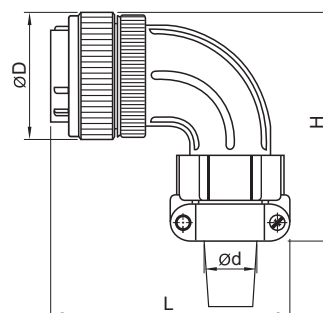
尺寸 Dimension(mm)	WS16	WS20	WS24	WS28
ØD	22	26.2	30	34
L	52	63.5	66.5	69.5
管规 Hose size	AD10	AD15.8	AD15.8	AD21.2

● 弯式金属软管插头：TR Plug with angled back shell for metal-hose: TR



尺寸 Dimension(mm)	WS20	WS24	WS28	WS32	WS40	WS48	WS55
ØD	27.5	31	35	39	49	57	64.5
H	50	51	54.5	63	73	89	97.5
L	60	60	64	82	87.5	94	115
管规 Hose size	3/8"	3/8"	1/2"	3/4"	1"	1"	1 1/4"

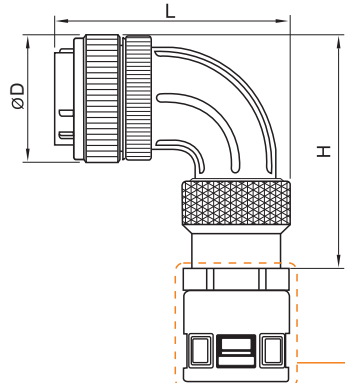
● 弯式双压板电缆插头：TS Plug with angled back shell with cable clamping plates: TS



尺寸 Dimension(mm)	WS20	WS24	WS28	WS32	WS40	WS48	WS55
ØD	27.5	31	35	39	49.5	57	65
H	53.5	56	61	67.5	78	91	99.5
L	60	60	64	81	88	95	106
Ød max	13.5	13.5	16.8	19	23.5	24	32

护盖可选购尺寸见P18 >> Optional cap size see P18

● 弯式塑料软管插头：TC Plug with right angle back shell for plastic-hose: TC

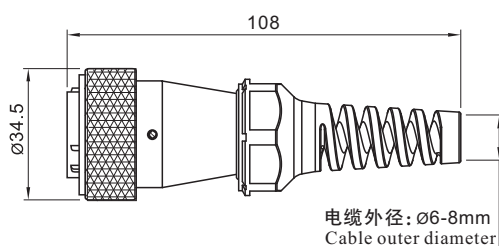


尺寸 Dimension(mm)	WS20	WS24	WS28	WS32	WS40	WS48	WS55
ØD	27.5	31	35	39	49.5	57	64.5
H	57	62	65	71.5	82	96	104
L	59.5	60	63	81	88	94	112
接头规格 Adapter size	PG11	PG11	PG16	PG21	PG29	PG29	PG36
适配软管接头 model of plastic hose adapter	WQG-PG11(B)	WQG-PG11(B)	WQG-PG16(B)	WQG-PG21(B)	WQG-PG29(B)	WQG-PG29(B)	WQG-PG36(B)
管规 Hose size	AD15.8	AD15.8	AD21.2	AD28.5	AD34.5	AD34.5	AD42.5

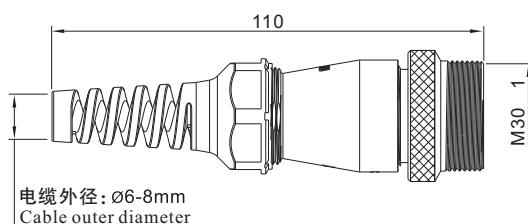
塑料软管接头可选购  
Optional plastic hose adapter



● 直式防折弯插头：TX Plug with strain relief: TX



● 直式防折弯对接插座B：ZXB In-line receptacle with anti-bending sleeve B: ZXB



★ 现有28型, 其他型号可定制  
It can be produced 28 model, other models are customizable

## 焊接芯件参数

Solder contact spec

★ 压接芯件参数表在P20页>>  
Crimp contact spec see P20

★ 螺丝压接芯件参数表在P21页>>  
Screw contact spec see P21

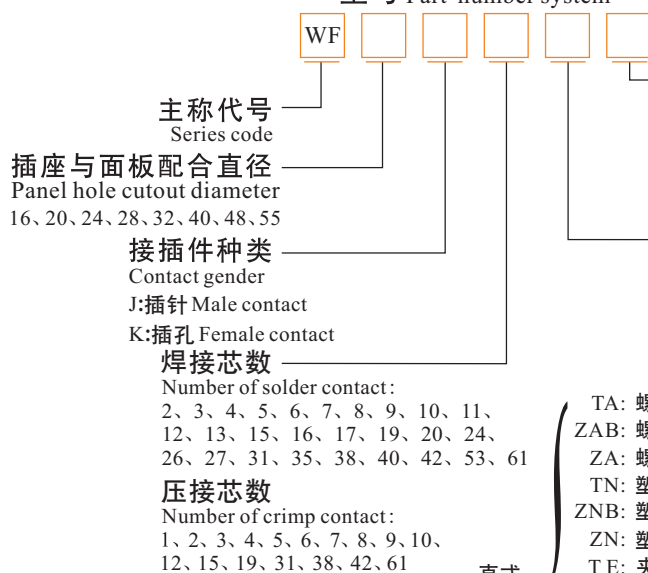
WS28	2	3	4	7	8	8B	9	10	10B	12	16	17	20	24	26	35
公端绝缘体正面图 Male contact face view																
额定电流 (A) Rated current (A)	50	50	25	25	25	60.5	25.5	25	10	10	10	10	5	5	5	5
接触件直径(mm) Contact diameter(mm)	Ø3.5X2	Ø3.5X3	Ø2.5X4	Ø2.5X7	Ø2.5X8	Ø5X2 Ø1X6	Ø2.5X4 Ø1X5	Ø2.5X10	Ø1.5X10	Ø1.5X12	Ø1.5X16	Ø1.5X17	Ø1X20	Ø1X24	Ø1X26	Ø1X35
工作电压 (AC.V) Rated voltage (AC.V)	500	500	500	500	500	500 400	500	500	500	500	500	500	400	400	400	400
耐压 (AC.V) 1 min Test voltage (AC.V) 1 min	1500	1500	1500	1500	1500	1500	1500	1500	1500	1500	1500	1500	1200	1200	1200	1200
接触电阻 (mΩ) Contact resistance (mΩ)	0.5	0.5	1	1	1	0.5、5	1、5	1	2.5	2.5	2.5	2.5	5	5	5	5
接线方式 Termination	焊接/螺丝压接 solder / screw	焊接/螺丝压接 solder / screw	焊接/螺丝压接 solder / screw	焊接/螺丝压接 solder / screw	焊接/螺丝压接 solder / screw	焊接 solder	焊接 solder	焊接/螺丝压接 solder / screw	焊接 solder	焊接 solder	焊接 solder	焊接 solder	焊接 solder	焊接 solder	焊接 solder	焊接 solder
线规 (mm²/AWG) Wire size (mm²/AWG)	≤10/7	≤10/7	≤4/11	≤4/11	≤4/11	≤16/5 ≤0.75/18	≤4/11 ≤0.75/18	≤4/11	≤2/14	≤2/14	≤2/14	≤2/14	≤0.75/18	≤0.75/18	≤0.75/18	≤0.75/18
螺丝压接线规 (mm²/AWG) Wire size for screw termination	≤6/10	≤6/10	≤1.5/15	≤1.5/15	≤1.5/15	/	/	≤1.5/15	/	/	/	/	/	/	/	/





## ● WF系列 WF Series

型号 Part number system



接线类型: Termination type:

- 1: 焊接 (不标) Solder  
-2: 螺丝压接 (只限于  $\varnothing 2.5$ 、 $\varnothing 3$ 、 $\varnothing 3.5$  mm)  
Screw (for  $\varnothing 2.5$ ,  $\varnothing 3$ ,  $\varnothing 3.5$  mm contact)  
-3: 压接 Crimp

外壳结构形式:

Shell structure and cable fix type:

- Z: 方方法兰插座 Square flange receptacle  
ZM: 后螺母插座 Round flange receptacle  
ZMQ: 前螺母插座 Front-nut-mount receptacle  
ZG: 2孔法兰插座 2-hole flange receptacle

- TA: 螺母压紧插头 Plug with plastic clamping-nut  
ZAB: 螺母压紧插座B(WF16-28) Receptacle with plastic clamping-nut B (for WF16-28)  
ZA: 螺母压紧插座(WF32-55) Receptacle with plastic clamping-nut (for WF32-55)  
TN: 塑料软管插头 Plug for plastic-hose  
ZNB: 塑料软管插座B(WF16-28) Receptacle for plastic-hose B (for WF16-28)  
ZN: 塑料软管插座(WF32-55) Receptacle for plastic-hose (for WF32-55)  
TE: 夹爪紧固插头 Plug with metal clamping-nut  
ZEB: 夹爪紧固插座B(WF16-28) Receptacle with metal clamping-nut B (for WF16-28)  
ZE: 夹爪紧固插座(WF32-55) Receptacle with metal clamping-nut (for WF32-55)  
TI: 双压板电缆插头 Plug with cable clamping plates  
ZIB: 双压板电缆插座B(WF16-28) Receptacle with cable clamping plates B (for WF16-28)  
ZI: 双压板电缆插座(WF32-55) Receptacle with cable clamping plates (for WF32-55)  
TH: 直式尼龙软管插头(WF16-28) Plug for PA-hose (for WF16-28)  
ZHB: 直式对接尼龙软管插座B(WF16-28) In-line receptacle for PA-hose B (for WF16-28)  
ZH: 直式对接尼龙软管插座(WF16-28) In-line receptacle for PA-hose (for WF16-28)

- 弯式 Angled
- TU: 夹爪紧固插头 Plug with metal clamping-nut  
TV: 双压板电缆插头 Plug with cable clamping plates  
TW: 塑料软管插头 Plug for plastic-hose

- 注: 连接器根据接触对数量, 其每一对的额定电流按下表规定的下降计算。

**Remarks:** The rated current decreases according to the number of contacts, more contacts, less rated current.

接触对芯数 Number of contact	1~3	4~10	11~20	21~30	31~40	41~50	51~61
下降率 (%) Rated current decrease rate	0	10	20	30	40	50	60

## 材料和技术参数 Material and spec

接插方式	Coupling	螺纹连接	Threaded
外壳材料	Shell material	锌合金(镀铬)	Zinc alloy with chrome plating
绝缘体	Insert material	热塑性塑料PPS,耐高温260℃	PPS, max temperature 260 °C
接触件材料	Contact material	铜(镀金)	Brass with gold plating
接线方式	Termination	焊接: $\varnothing 1$ 、 $\varnothing 1.5$ 、 $\varnothing 2.5$ 、 $\varnothing 3.5$ 、 $\varnothing 5.5$ mm; 螺丝压接: $\varnothing 2.5$ 、 $\varnothing 3$ 、 $\varnothing 3.5$ mm; 压接: $\varnothing 1$ 、 $\varnothing 1.5$ 、 $\varnothing 2.5$ 、 $\varnothing 3.5$ 、 $\varnothing 5.5$ 、 $\varnothing 10$ mm Solder: $\varnothing 1$ , $\varnothing 1.5$ , $\varnothing 2.5$ , $\varnothing 3.5$ , $\varnothing 5.5$ mm; Screw: $\varnothing 2.5$ , $\varnothing 3$ , $\varnothing 3.5$ mm; Crimp: $\varnothing 1$ , $\varnothing 1.5$ , $\varnothing 2.5$ , $\varnothing 3.5$ , $\varnothing 5.5$ , $\varnothing 10$ mm	
接插次数	Mating cycle	500	
温度范围	Temperature range	-40℃ ~ +85℃	

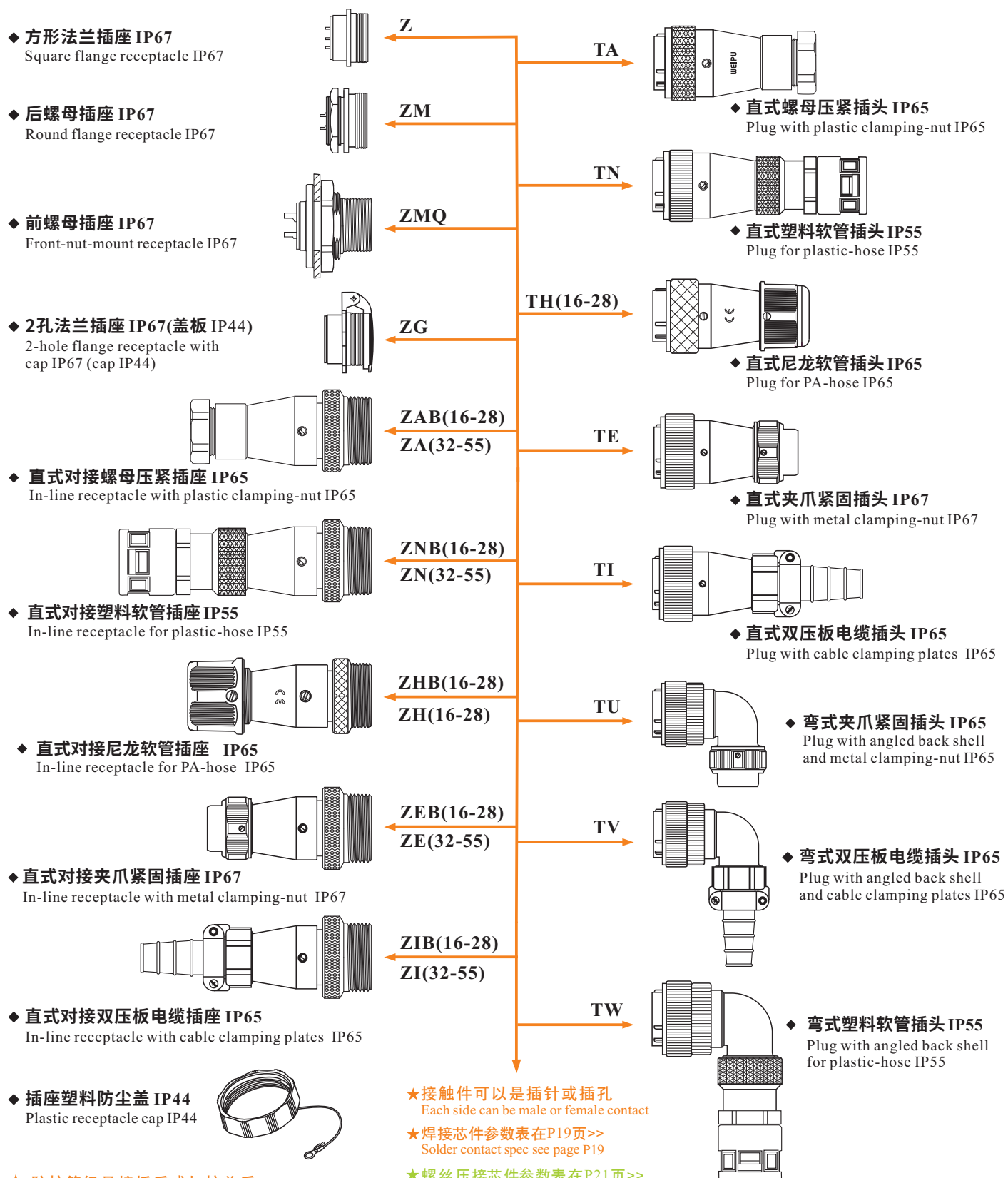
★接触件可以是插针或插孔  
Each side can be male or female contact

★焊接芯件参数表在P19页>>  
Solder contact spec see page P19

★螺丝压接芯件参数表在P21页>>  
Screw contact spec see P21

★压接芯件参数表在P20页>>  
Crimp contact spec see P20

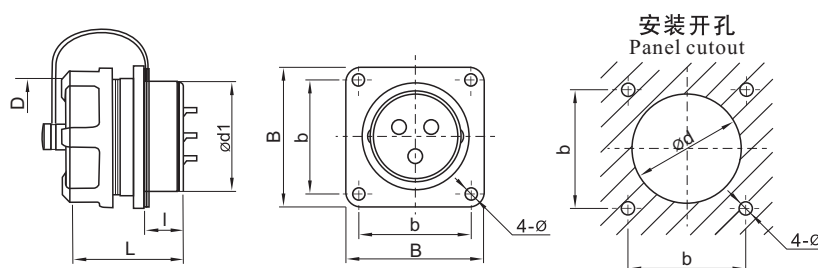
WF 系列配套表 WF Series Mating diagram



★ 防护等级是接插后或加护盖后  
IP rating marked is for after mated  
or with cap.

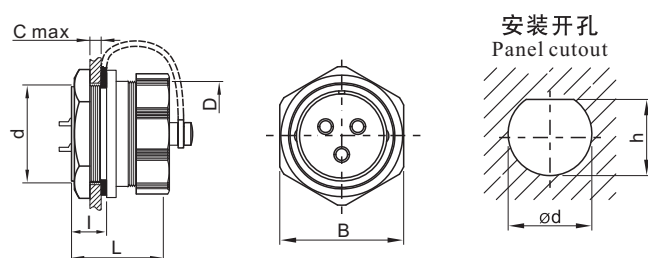


● 方形法兰插座: Z IP67 Square flange receptacle: Z IP67



尺寸 Dimension(mm)	WF16	WF20	WF24	WF28	WF32	WF40	WF48	WF55
ød1	15.8	19.8	23.8	27.8	31.8	39.8	47.8	54.8
D	M18X1	M22X1	M26X1	M30X1	M35X1.5	M44X1.5	M52X1.5	M59X1.5
I	9.7	10	10	10	14.4	14.2	14.2	14
L	21.6	23	23	23	34	34	34	34
b	20	22	26	30	32	40	48	52
B	26	29	32	36	42	50	58	64
ød	16.5	20.5	24.5	28.5	32.5	40.5	48.5	55.5
ø	3.2	3.2	3.2	3.2	3.5	4.5	4.5	4.5

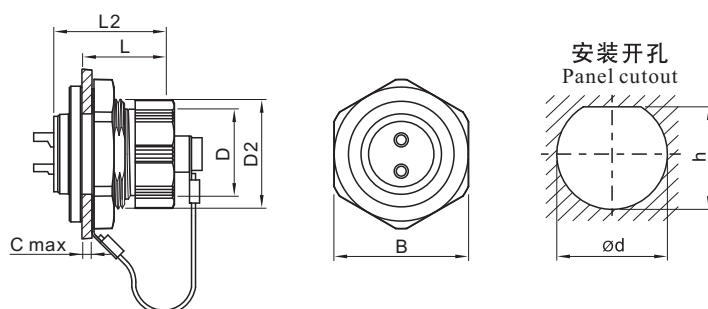
● 后螺母插座: ZM IP67 Round flange receptacle: ZM IP67



尺寸 Dimension(mm)	WF16	WF20	WF24	WF28
d	M16X1	M20X1	M24X1	M28X1
D	M18X1	M22X1	M26X1	M30X1
C	5	5	5	5
I	9.7	9.9	10	10.2
L	22	23	23	23
B	21.2	25.5	29.2	33.3
ød	15.7	19.7	23.7	27.7
h	15.3	19.3	23.2	26.9

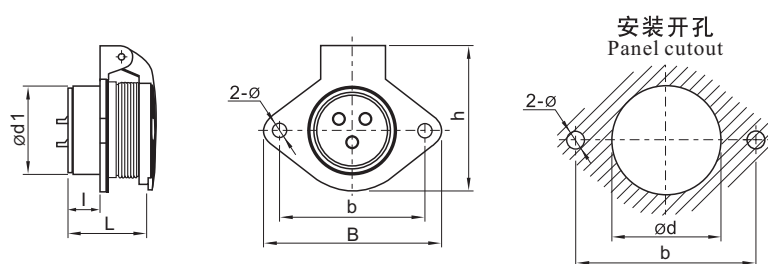


● 前螺母插座: ZMQ IP67 Front-nut-mount panel receptacle: ZMQ IP67



尺寸 Dimension(mm)	WF16	WF20	WF24	WF28
D	M18X1	M22X1	M26X1	M30X1
D2	M22X1	M26X1	M30X1	M34X1
L	16	17	17	17
L2	21.6	23	23	23
C	5	5	5	5
B	26.8	30.8	34.8	38.8
ød	22	26	30	34
h	20.6	24.6	28.6	32.6

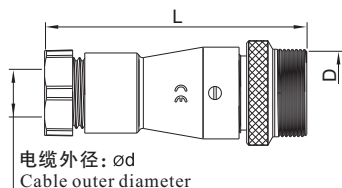
● 2孔法兰插座: ZG IP67(盖板IP44) 2-hole flange receptacle with cap: ZG Ip67(cap IP44)



尺寸 Dimension(mm)	WF16	WF20	WF24	WF28	WF32	WF40	WF48	WF55
ød1	15.8	19.8	23.8	27.8	31.8	39.8	47.8	54.8
l	10	10	10	10	15.4	14.7	14.3	14
L	22	23	23	23	34	34	34	34
b	30	35	40	45	55	65	80	85
B	38	44	50	55	67	77	92	98
h	32.5	36.5	40.5	45.5	52.5	63.5	74.5	80
ød	16.5	20.5	24.5	28.5	32.5	40.5	48.5	55.5
ø	3.5	4.5	4.5	4.5	5.5	5.5	5.5	6.5



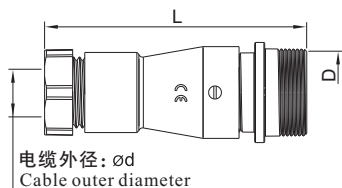
● 直式对接螺母压紧插座B: ZAB IP65 In-line receptacle with plastic clamping-nut B: ZAB IP65



尺寸 Dimension(mm)	WF16	WF20	WF24	WF28
D	M18X1	M22X1	M26X1	M30X1
L	53.5	65	68	73.5
$\phi d$	4.5-7	5-12	5-12	6.5-15.5

护盖可选购尺寸见P18 >> Optional cap size see P18

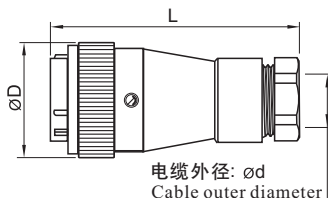
● 直式对接螺母压紧插座: ZA IP65 In-line receptacle with plastic clamping-nut: ZA IP65



尺寸 Dimension(mm)	WF32	WF40	WF48	WF55
D	M35X1.5	M44X1.5	M52X1.5	M59X1.5
L	89	109	108.5	128
$\phi d$	8.5-19.5	11.5-24.5	11.5-24.5	15-31

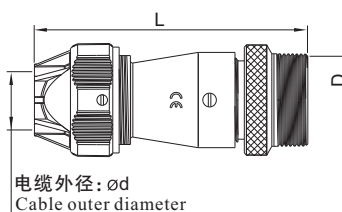
护盖可选购尺寸见P18 >> Optional cap size see P18

● 直式螺母压紧插头: TA IP65 Plug with plastic clamping-nut: TA IP65



尺寸 Dimension(mm)	WF16	WF20	WF24	WF28	WF32	WF40	WF48	WF55
$\phi D$	22	26	30	34.5	39.5	49.5	57	64.5
L	53.5	64	67	73	89.5	100	108.5	127
$\phi d$	4.5-7	5-12	5-12	6.5-15.5	8.5-19.5	11.5-24.5	11.5-24.5	15-31

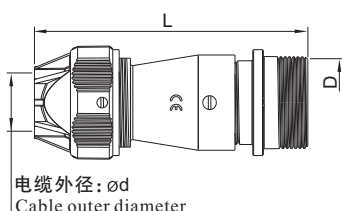
● 直式对接夹爪紧固插座B: ZEB IP67 In-line receptacle with metal clamping-nut B: ZEB IP67



尺寸 Dimension(mm)	WF16	WF20	WF24	WF28
D	M18X1	M22X1	M26X1	M30X1
L	55	63	66.5	70
$\phi d$	5-6.5	9-10.5	9-10.5	10.5-12.5

护盖可选购尺寸见P18 >> Optional cap size see P18

● 直式对接夹爪紧固插座: ZE IP67 In-line receptacle with metal clamping-nut: ZE IP67

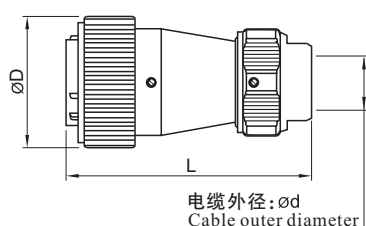


尺寸 Dimension(mm)	WF32	WF40	WF48	WF55
D	M35X1.5	M44X1.5	M52X1.5	M59X1.5
L	90.5	99.5	108	134.5
$\phi d$	15.5-17	18-20	I: 18-20 (不标) II: 24.5-26	24.5-26

护盖可选购尺寸见P18 >> Optional cap size see P18

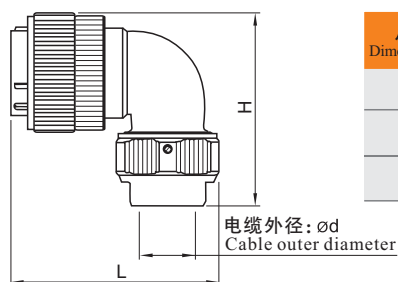


● 直式夹爪紧固插头: TE IP67 Plug with metal clamping-nut: TE IP67



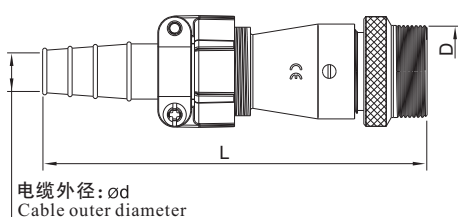
尺寸 Dimension(mm)	WF16	WF20	WF24	WF28	WF32	WF40	WF48	WF55
øD	22	26.2	30	34.5	39.5	49.5	57	64.5
L	54.5	62.5	65	68	88	100	110	131.5
ød	5-6.5	9-10.5	9-10.5	10.5-12.5	15.5-17	18-20	I: 18-20 (不标) II: 24.5-26	24.5-26

● 弯式夹爪紧固插头: TU IP65 Plug with angled back shell and metal clamping-nut: TU IP65



尺寸 Dimension(mm)	WF16	WF20	WF24	WF28	WF32	WF40	WF48	WF55
H	43	51	59	57	73.5	85	103	108
L	48	57	59	61	84	90	97	109
ød	5-6.5	9-10.5	9-10.5	10.5-12.5	15.5-17	18-20	24.5-26	24.5-26

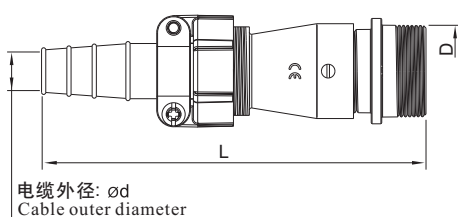
● 直式对接双压板电缆插座B: ZIB IP65 In-line receptacle with cable clamping plates B: ZIB IP65



尺寸 Dimension(mm)	WF16	WF20	WF24	WF28
D	M18X1	M22X1	M26X1	M30X1
L	73.5	90	93.5	104
ød	7-8	8-10.5	8-10.5	11.5-13.6

护盖可选购尺寸见P18 >> Optional cap size see P18

● 直式对接双压板电缆插座: ZI IP65 In-line receptacle with cable clamping plates: ZIB IP65

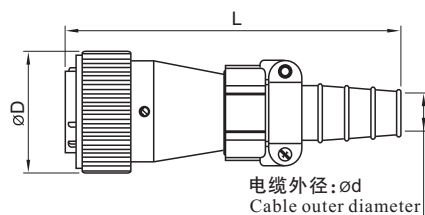


尺寸 Dimension(mm)	WF32	WF40	WF48	WF55
D	M35X1.5	M44X1.5	M52X1.5	M59X1.5
L	118.5	130	137	163
ød	13-15.6	15.5-18.8	I: 15.5-18.8 (不标) II: 24-28	24-28

护盖可选购尺寸见P18 >> Optional cap size see P18

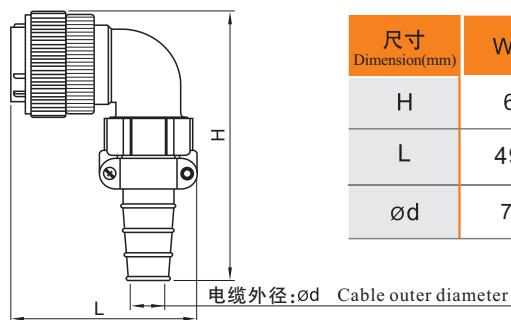


● 直式双压板电缆插头: TI IP65 Plug with cable clamping plates: TI IP65



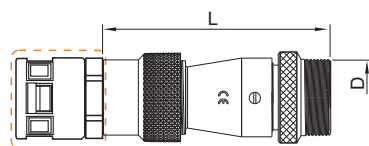
尺寸 Dimension(mm)	WF16	WF20	WF24	WF28	WF32	WF40	WF48	WF55
ØD	22	26	30	34.5	39.5	49.5	57	64.5
L	72.5	87	92	100.5	118.5	130.5	140	163
Ød	7-8	8-10.5	8-10.5	11.5-13.6	13-15.6	15.5-18.8	I:15.5-18.8(不标) II:24-28	

● 弯式双压板电缆插头: TV IP65 Plug with angled back shell and cable clamping plates: TV IP65



尺寸 Dimension(mm)	WF16	WF20	WF24	WF28	WF32	WF40	WF48	WF55
H	60	80	80	88.5	96	115	127	140
L	49.5	56.5	58	61	82.5	90	98	108
Ød	7-8	8-10.5	8-10.5	11.5-13.6	13-15.6	15.5-18.8	24-28	24-28

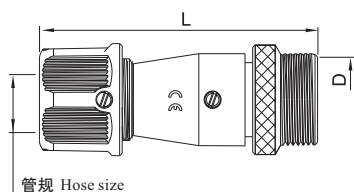
● 直式对接塑料软管插座B: ZNB IP55 In-line receptacle for plastic-hose B: ZNB IP55



尺寸 Dimension(mm)	WF16	WF20	WF24	WF28
D	M18X1	M22X1	M26X1	M30X1
L	54.5	64	67	73
接头规格 Adapter size	PG7	PG11	PG11	PG16
适配软管接头 model of plastic hose adapter	WQG-PG7(B)	WQG-PG11(B)	WQG-PG11(B)	WQG-PG16(B)
管规 Hose size	AD10	AD15.8	AD15.8	AD21.2

护盖可选购尺寸见P18 >> Optional cap size see P18

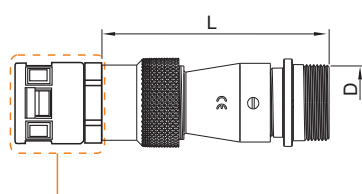
● 直式对接尼龙软管插座B: ZHB IP65 In-line receptacle for PA-hose B: ZHB IP65



尺寸 Dimension(mm)	WF16	WF20	WF24	WF28
D	M18X1	M22X1	M26X1	M30X1
L	52	62.5	66.5	70
管规 Hose size	AD10	AD15.8	AD15.8	AD21.2



● 直式对接塑料软管插座: ZN IP55 In-line receptacle for plastic-hose: ZN IP55

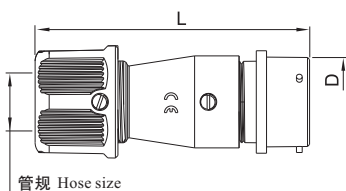


塑料软管接头可选购  
Optional plastic hose adapter

尺寸 Dimension(mm)	WF32	WF40	WF48	WF55
D	M35X1.5	M44X1.5	M52X1.5	M59X1.5
L	86.5	95	104	120
接头规格 Adapter size	PG21	PG29	I: PG29(不标) II: PG36	PG36
适配软管接头 model of plastic hose adapter	WQG-PG21(B)	WQG-PG29(B)	I: WQG-PG29(B) II: WQG-PG36(B)	WQG-PG36(B)
管规 Hose size	AD28.5	AD34.5	I: AD34.5(不标) II: AD42.5	AD42.5

护盖可选购尺寸见P18 >> Optional cap size see P18

● 直式对接尼龙软管插座: ZH IP65 In-line receptacle for PA-hose: ZH IP65

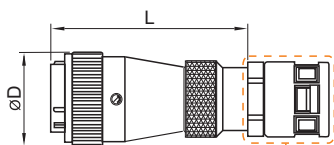


管规 Hose size

尺寸 Dimension(mm)	WF16	WF20	WF24	WF28
D	M12X1	M22X1	M26X1	M30X1
L	54	62	66	70
管规 Hose size	AD10	AD15.8	AD15.8	AD21.2

护盖可选购尺寸见P18 >> Optional cap size see P18

● 直式塑料软管插头: TN IP55 Plug for plastic-hose: TN IP55

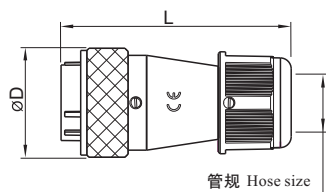


塑料软管接头可选购  
Optional plastic hose adapter

尺寸 Dimension(mm)	WF16	WF20	WF24	WF28	WF32	WF40	WF48	WF55
ØD	22	26	30	34.5	39.5	49.5	57	64.5
L	54	62.5	66.5	72.5	87.5	95	105	118
接头规格 Adapter size	PG7	PG11	PG11	PG16	PG21	PG29	I: PG29(不标) II: PG36	PG36
适配软管接头 model of plastic hose adapter	WQG-PG7(B)	WQG-PG11(B)	WQG-PG11(B)	WQG-PG16(B)	WQG-PG21(B)	WQG-PG29(B)	I: WQG-PG29(B) II: WQG-PG36(B)	WQG-PG36(B)
管规 Hose size	AD10	AD15.8	AD15.8	AD21.2	AD28.5	AD34.5	I: AD34.5(不标) II: AD42.5	AD42.5

护盖可选购尺寸见P18 >> Optional cap size see P18

● 直式尼龙软管插头: TH IP65 Plug for PA-hose: TH IP65



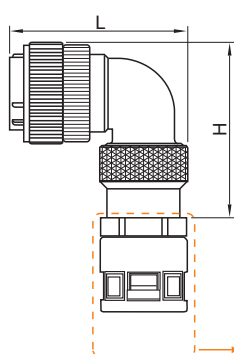
管规 Hose size

尺寸 Dimension(mm)	WF16	WF20	WF24	WF28
D	22	26.5	30	34.4
L	51	62.5	65.5	68.5
管规 Hose size	AD10	AD15.8	AD15.8	AD21.2

护盖可选购尺寸见P18 >> Optional cap size see P18



● 弯式塑料软管插头: TW IP55 Plug with angled back shell for plastic-hose: TW IP55

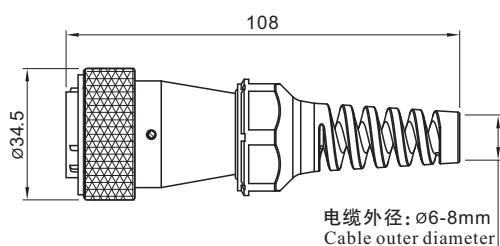


尺寸 Dimension(mm)	WF16	WF20	WF24	WF28	WF32	WF40	WF48	WF55
H	42	53.5	54.5	60	67	80	89.5	95
L	47	56.5	57.5	61	82	88.5	95	106
接头规格 Adapter size	PG7	PG11	PG11	PG16	PG21	PG29	PG29	PG36
适配软管接头 model of plastic hose adapter	WQG-PG7(B)	WQG-PG11(B)	WQG-PG11(B)	WQG-PG16(B)	WQG-PG21(B)	WQG-PG29(B)	WQG-PG29(B)	WQG-PG36(B)
管规 Hose size	AD10	AD15.8	AD15.8	AD21.2	AD28.5	AD34.5	AD34.5	AD42.5

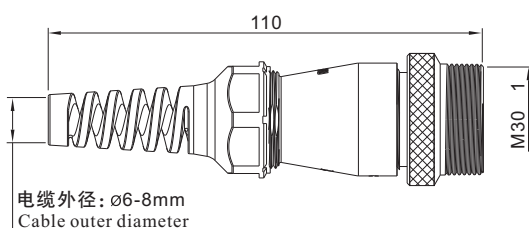
→ 塑料软管接头可选购  
Optional plastic hose adapter



● 直式防折弯插头: TX IP67 Plug with strain relief: TX IP67



● 直式防折弯对接插座B: ZXB IP67 In-line receptacle with anti-bending sleeve B: ZXB IP67



★ 现有28型, 其他型号可定制

It can be produced 28 modle, other models are customizabl

## 焊接芯件参数

### Solder contact spec

★ 压接芯件参数表在P20页>>  
Crimp contact spec see P20

★ 螺丝压接芯件参数表在P21页>>  
Screw contact spec see P21

WF28	2	3	4	7	8	8B	9	10	10B	12	16	17	20	24	26	35
公端绝缘体正面图 Male contact face view																
额定电流 (A) Rated current (A)	50	50	25	25	25	60、5	25、5	25	10	10	10	10	5	5	5	5
接触件直径(mm) Contact diameter(mm)	$\phi 3.5 \times 2$	$\phi 3.5 \times 3$	$\phi 2.5 \times 4$	$\phi 2.5 \times 7$	$\phi 2.5 \times 8$	$\phi 5 \times 2$ $\phi 1 \times 6$	$\phi 2.5 \times 4$ $\phi 1 \times 5$	$\phi 2.5 \times 10$	$\phi 1.5 \times 10$	$\phi 1.5 \times 12$	$\phi 1.5 \times 16$	$\phi 1.5 \times 17$	$\phi 1 \times 20$	$\phi 1 \times 24$	$\phi 1 \times 26$	$\phi 1 \times 35$
工作电压 (AC.V) Rated voltage (AC.V)	500	500	500	500	500	500 400	500	500	500	500	500	500	400	400	400	400
耐压 (AC.V) 1 min Test voltage (AC.V) 1 min	1500	1500	1500	1500	1500	1500	1500	1500	1500	1500	1500	1500	1200	1200	1200	1200
接触电阻 (m $\Omega$ ) Contact resistance (m $\Omega$ )	0.5	0.5	1	1	1	0.5、5	1、5	1	2.5	2.5	2.5	2.5	5	5	5	5
接线方式 Termination	焊接/螺丝压接 solder / screw	焊接/螺丝压接 solder / screw	焊接/螺丝压接 solder / screw	焊接/螺丝压接 solder / screw	焊接/螺丝压接 solder / screw	焊接 solder	焊接 solder	焊接/螺丝压接 solder / screw	焊接 solder	焊接 solder	焊接 solder	焊接 solder	焊接 solder	焊接 solder	焊接 solder	焊接 solder
线规 (mm <sup>2</sup> /AWG) Wire size (mm <sup>2</sup> /AWG)	$\leq 10/7$	$\leq 10/7$	$\leq 4/11$	$\leq 4/11$	$\leq 4/11$	$\leq 16/5$ $\leq 0.75/18$	$\leq 4/11$ $\leq 0.75/18$	$\leq 4/11$	$\leq 2/14$	$\leq 2/14$	$\leq 2/14$	$\leq 2/14$	$\leq 0.75/18$	$\leq 0.75/18$	$\leq 0.75/18$	$\leq 0.75/18$
螺丝压接线规 (mm <sup>2</sup> /AWG) Wire size for screw termination	$\leq 6/10$	$\leq 6/10$	$\leq 1.5/15$	$\leq 1.5/15$	$\leq 1.5/15$	/	/	$\leq 1.5/15$	/	/	/	/	/	/	/	/

# WY系列 WY Series 型号 Part number system

主称代号  
Series code

插座与面板配合直径  
Panel hole cutout diameter  
16、20、24、28、32、40、48、55

接插件种类  
Contact gender  
J: 插针 Male contact  
K: 插孔 Female contact

焊接芯数

Number of solder contact:  
2、3、4、5、6、7、8、9、10、11、  
12、13、15、16、17、19、20、24、  
26、27、31、35、38、40、42、53、61

压接芯数

Number of crimp contact:  
1、2、3、4、5、6、7、8、9、10、  
12、15、19、31、38、42、61

注: 连接器根据接触对数量, 其每一对的额定  
电流按下表规定的下降计算。

Remarks: The rated current decreases according to the  
number of contacts, more contacts, less rated current.

接触对芯数 Number of contact	1~3	4~10	11~20	21~30	31~40	41~50	51~61
下降率 (%) Rated current decrease rate	0	10	20	30	40	50	60

直式  
Straight

接线类型: Termination type:

- 1: 焊接 (不标) Solder
- 2: 螺丝压接 (只限于 Ø2.5、Ø3、Ø3.5 mm)  
Screw (for Ø2.5, Ø3, Ø3.5 mm contact)
- 3: 压接 Crimp

外壳结构形式: Shell structure and cable fix type:

- Z: 方形法兰插座 Square flange panel receptacle
- ZM: 后螺母插座 Round flange receptacle
- ZMQ: 前螺母插座 Front flange receptacle
- ZG: 2孔法兰插座 2-hole flange receptacle
- TE: 夹爪紧固插头 Plug with metal clamping-nut
- ZEB: 夹爪紧固插座B(WY16-28) Receptacle with metal clamping-nut B (for WY16-28)
- ZE: 夹爪紧固插座(WY32-55) Receptacle with metal clamping-nut (for WY32-55)
- T1: 双压板电缆插头 Plug with cable clamping plates
- Z1B: 双压板电缆插座B(WY16-28) Receptacle with cable clamping plates B (for WY16-28)
- ZI: 双压板电缆插座(WY32-55) Receptacle with cable clamping plates (for WY32-55)
- TB: 塑料软管插头 Plug for plastic-hose
- ZBB: 塑料软管插座B(WY16-28) Receptacle for plastic-hose B (for WY16-28)
- ZB: 塑料软管插座(WY32-55) Receptacle for plastic-hose (for WY32-55)
- TH: 直式尼龙软管插头 Plug for PA-hose (for WY16-28)
- ZHB: 直式对接尼龙软管插座B(WY16-28) In-line receptacle for PA-hose B (for WY16-28)
- ZH: 直式对接尼龙软管插座(WY16-28) In-line receptacle for PA-hose (for WY16-28)
- TU: 夹爪紧固插头 Plug with metal clamping-nut
- TV: 双压板电缆插头 Plug with cable clamping plates
- TW: 塑料软管插头 Plug for plastic-hose

弯式  
Angled

型号 Part number system

WY 24

主称代号 Series code

插座与面板配合直径  
Panel hole cutout diameter

接插件种类 Contact gender  
J: 插针 Male contact  
K: 插孔 Female contact

RJ45  
LC  
HDMI2.0  
USB3.0

外壳结构形式: Shell structure and cable fix type:

- Z: 方形法兰插座 Square flange panel receptacle
- ZM: 后螺母插座 Round flange receptacle
- ZMQ: 前螺母插座 Front flange receptacle
- ZG: 2孔法兰插座 2-hole flange receptacle
- TE: 夹爪紧固插头 Plug with metal clamping-nut
- ZEB: 夹爪紧固插座B Receptacle with metal clamping-nut B
- ZE: 夹爪紧固插座 Receptacle with metal clamping-nut

直式  
Straight

★接触件可以是插针或插孔  
Each side can be male or female contact

★焊接芯件参数表在P19页>>  
Solder contact spec see page P19

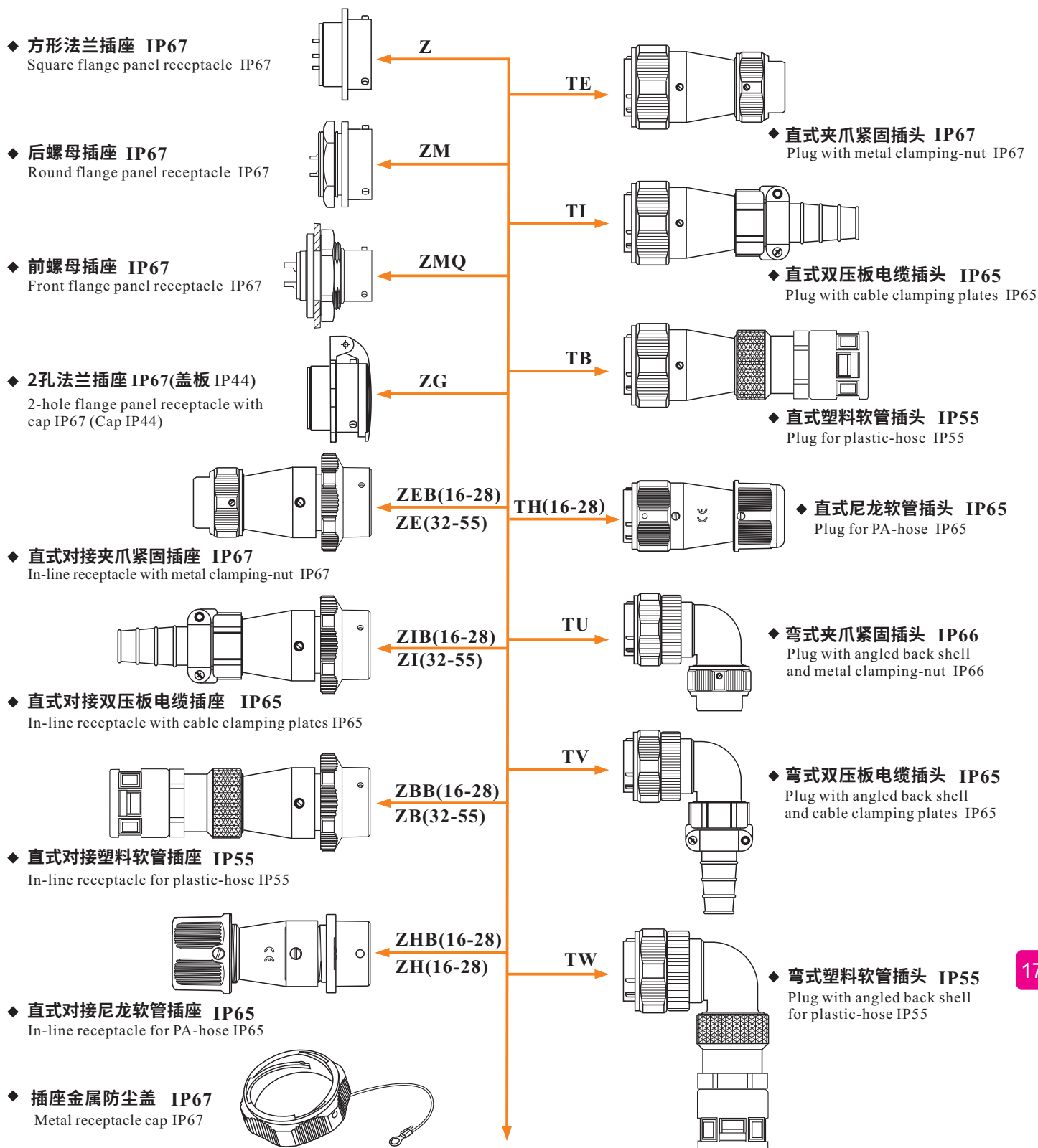
★螺丝压接芯件参数表在P21页>>  
Screw contact spec see P21

★压接芯件参数表在P20页>>  
Crimp contact spec see P20

## 材料和技术参数 Material and spec

接插方式	Coupling	卡扣连接	Bayonet
外壳材料	Shell material	锌合金(镀铬)	Zinc alloy with chrome plating
绝缘体	Insert material	热塑性塑料PPS, 耐高温260℃	PPS, max temperature 260 °C
接触件材料	Contact material	铜(镀金)	Brass with gold plating
接线方式	Termination	焊接: Ø0.7, Ø1, Ø1.5, Ø1.6, Ø2.5, Ø3.5, Ø5.5mm; 螺丝压接: Ø2.5, Ø3, Ø3.5mm; 压接: Ø1, Ø1.5, Ø2.5, Ø3.5, Ø5.5, Ø10mm Solder: Ø0.7, Ø1, Ø1.5, Ø1.6, Ø2.5, Ø3.5, Ø5.5mm; Screw: Ø2.5, Ø3, Ø3.5mm; Crimp: Ø1, Ø1.5, Ø2.5, Ø3.5, Ø5.5, Ø10mm	
接插次数	Mating cycle	500	
温度范围	Temperature range	-40℃~+85℃; 信号、数据: -20℃~+70℃	

## WY系列配套表 WY Series Mating diagram



★ 防护等级的标注是接插后或加护盖后的最低防护等级  
IP rating marked is for after mated or with cap.

★ 接触件可以是插针或插孔  
Each side can be male or female contact  
★ 焊接芯件参数表在P19页>>  
Solder contact spec see page P19

★ 螺丝压接芯件参数表在P21页>>  
Screw contact spec see P21  
★ 压接芯件参数表在P20页>>  
Crimp contact spec see P20

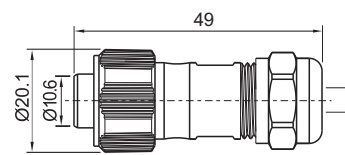
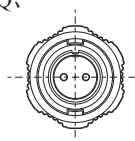


**WY**  
**12**



- 芯数 Number of contact
- 插孔 Female contact

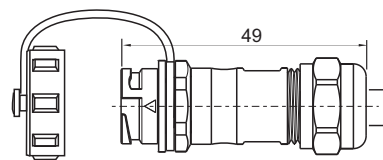
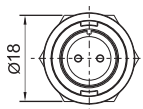
Mate with WY12-Z, WY12-ZM,  
WY12-ZMQ, WY12-ZE



Cable outer diameter range



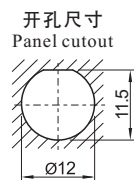
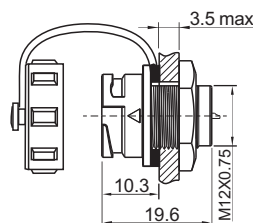
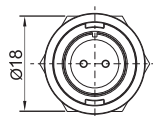
In-line cable connector  
Mate with WY12-TE



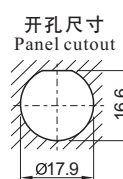
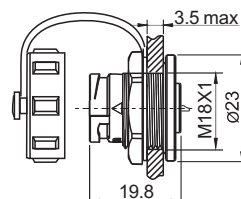
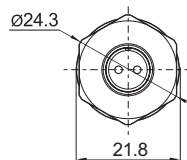
Cable outer diameter range



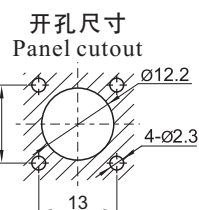
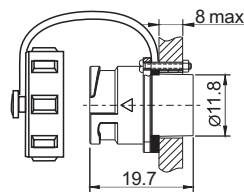
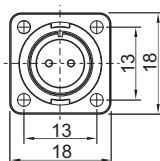
Mate with WY12-TE










Mate with WY12-TE



Mate with WY12-TE



**Solder** contact spec

芯数 Number of contact	2	3	4	5	6	7	9
公端绝缘体正面图 Male contact face view							
额定电流 (A) Rated current (A)	13	13	5	5	5	5	3
接触件直径 (mm) Contact diameter (mm)	Ø1.6X2	Ø1.6X3	Ø1X4	Ø1X5	Ø1X6	Ø1X7	Ø0.7X9
工作电压 (AC.V) Rated voltage (AC.V)	250	250	200	180	125	125	125
耐压 (AC.V) 1 min Test voltage(AC.V) 1 min	1500	1500	1500	1000	1000	1000	1000
接触电阻(mΩ) Contact resistance (mΩ)	2	2	5	5	5	5	10
线规 (mm²/AWG) Wire size (mm²/AWG)	≤2/14	≤2/14	≤0.75/18	≤0.75/18	≤0.75/18	≤0.75/18	≤0.5/20

## WY24 Series



**WY24**  
信号 数据



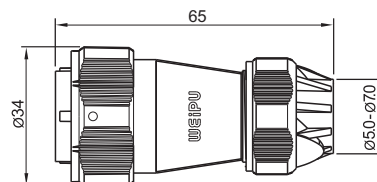
**WY24JRJ45TE**

**直式夹爪紧固插头**

与WY24KRJ45Z相配

Plug with metal clamping-nut

Mate with WY24KRJ45Z



电缆外径: Ø5.0-Ø7.0 mm  
Cable outer diameter range



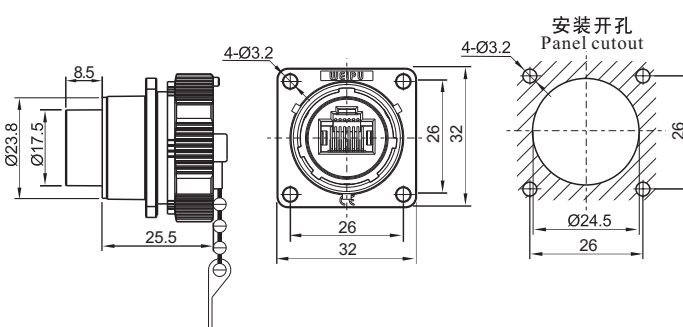
**WY24KRJ45Z**

**方方法兰插座**

与WY24JRJ45TE相配

Square flange  
receptacle

Mate with WY24JRJ45TE



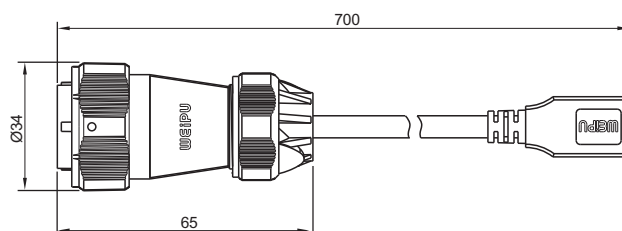
**WY24JUSB3.0TE**

**直式夹爪紧固插头**

与WY24KUSB3.0Z相配

Plug with metal clamping-nut

Mate with WY24KUSB3.0Z



线长: Wire length:  
0.5m 0.5m  
1.0m 1.0m  
1.5m 1.5m  
2.0m 2.0m  
3.0m 3.0m

★线材长度可以定制  
Wire length can be customized



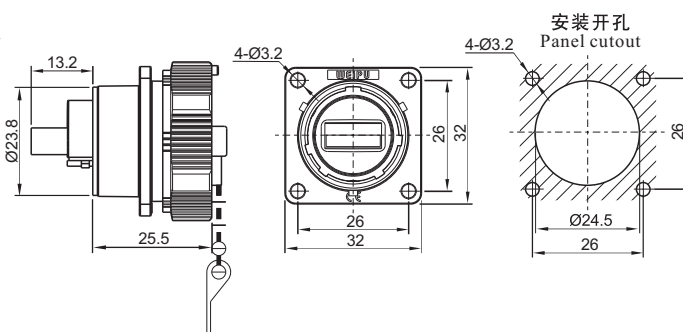
**WY24KUSB3.0Z**

**方方法兰插座**

与WY24JUSB3.0TE 相配

Square flange receptacle

Mate with  
WY24JUSB3.0TE



## WY24 Series



**WY24**  
信号 数据

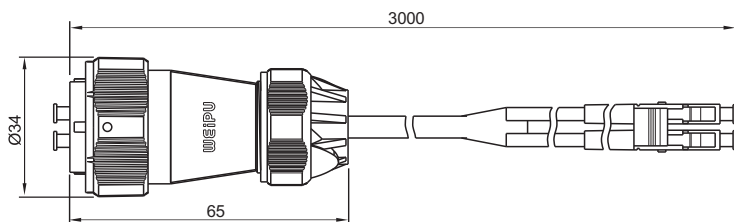


**直式夹爪紧固插头**  
与WY24KLCZ相配

Plug with metal clamping-nut  
Mate with WY24KLCZ

**WY24JLCTE**

线长: Wire length:  
0.5m 0.5m  
1.0m 1.0m  
1.5m 1.5m  
2.0m 2.0m  
3.0m 3.0m



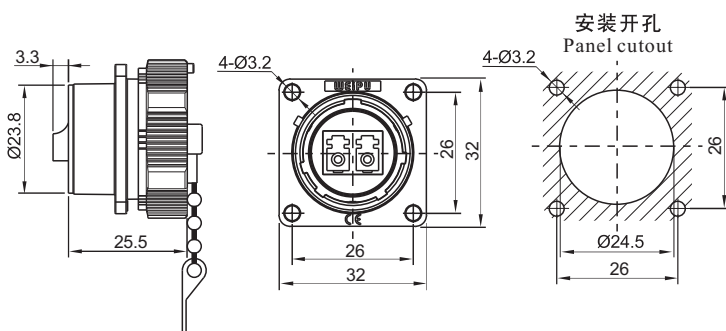
★ 线材长度可以定制  
Wire length can be customized



**方形法兰插座**  
与WY24JLCTE相配

Square flange receptacle  
Mate with WY24JLCTE

**WY24KLCZ**

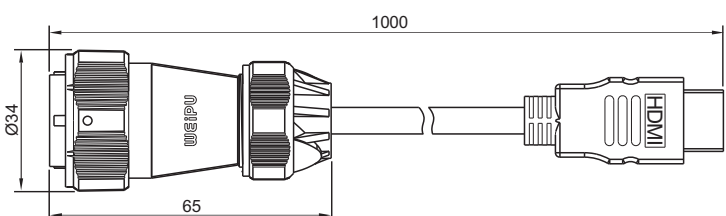


**直式夹爪紧固插头**  
与WY24KHDMI2.0Z相配

Plug with metal clamping-nut  
Mate with WY24KHDMI2.0Z

**WY24JHDMI2.0TE**

线长: Wire length:  
0.5m 0.5m  
1.0m 1.0m  
1.5m 1.5m  
2.0m 2.0m  
3.0m 3.0m



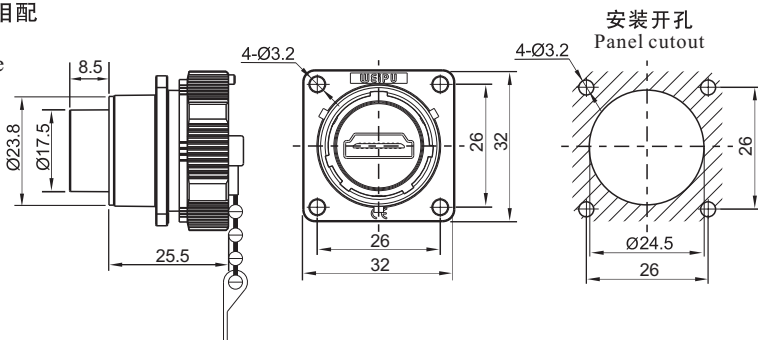
★ 线材长度可以定制  
Wire length can be customized



**方形法兰插座**  
与WY24JHDMI2.0TE相配

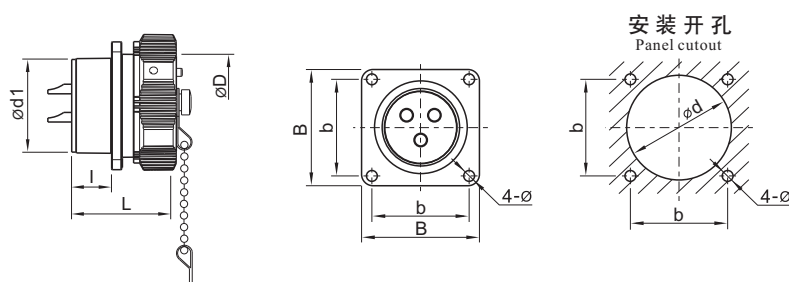
Square flange receptacle  
Mate with WY24JHDMI2.0TE

**WY24KHDMI2.0Z**



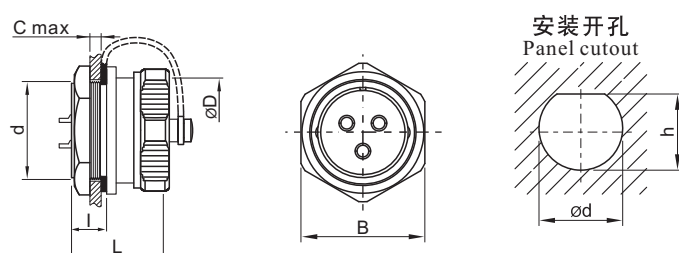


● 方方法兰插座: Z IP67 Square flange panel receptacle: Z IP67



尺寸 Dimension(mm)	WY16	WY20	WY24	WY28	WY32	WY40	WY48	WY55
d1	15.8	19.8	23.8	27.8	31.8	40	47.8	54.8
D	18	22	26	30	35	44	52	58
I	9.7	10	10	10	14.4	14.2	14.2	14
L	21.6	23	23	23	34	33.5	34	34
b	20	22	26	30	32	40	48	52
B	26	29	32	36	42	50	58	64
d	16.5	20.5	24.5	28.5	32.5	40.5	48.5	55.5
Ø	3.2	3.2	3.2	3.2	3.5	4.5	4.5	4.5

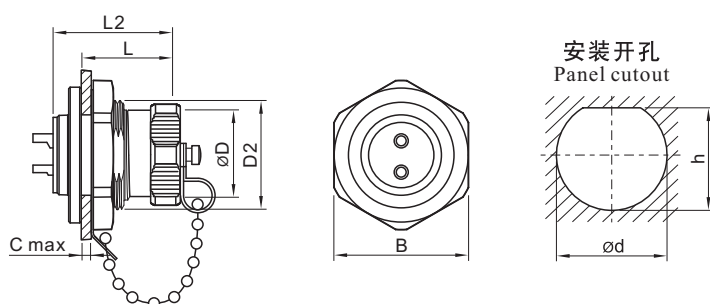
● 后螺母插座: ZM IP67 Round flange panel receptacle: ZM IP67



尺寸 Dimension(mm)	WY16	WY20	WY24	WY28
d	M16X1	M20X1	M24X1	M28X1
D	18	22	26	30
C	5	5	5	5
I	9.7	9.9	10	10.2
L	22	23	23	23
B	21.2	25.5	29.2	33.3
Ød	15.9	19.7	23.7	27.7
h	15.3	19.3	23.2	26.9

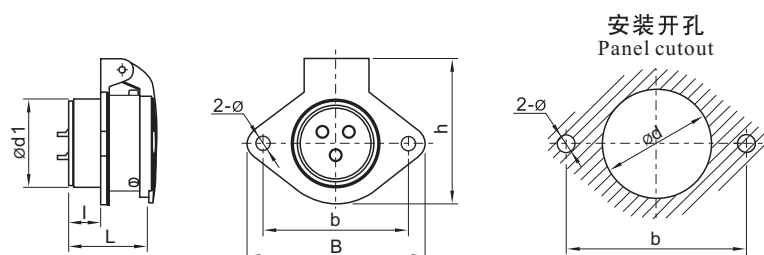


● 前螺母插座: ZMQ IP67 Front-nut-mount receptacle: ZMQ IP67



尺寸 Dimension(mm)	WY16	WY20	WY24	WY28
D	18	22	26	30
D2	M22X1	M26X1	M30X1	M34X1
L	16	17	17	17
L2	21.6	23	23	23
C	5	5	5	5
B	26.8	30.8	34.8	38.8
ød	22	26	30	34
h	20.6	24.6	28.6	32.6

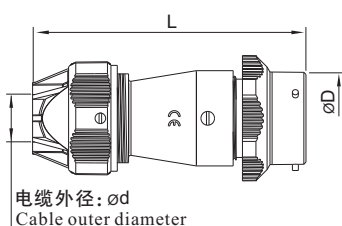
● 2孔法兰插座: ZG IP67(盖板IP44) 2-hole flange panel receptacle with cap: ZG IP67(Cap IP44)



尺寸 Dimension(mm)	WY16	WY20	WY24	WY28	WY32	WY40	WY48	WY55
d1	15.8	19.8	23.8	27.8	31.8	39.8	47.8	54.8
d	16.5	20.5	24.5	28.5	32.5	40.5	48.5	55.5
l	10	10	10	10	15.4	14.7	14.3	14
L	22	23	23	23	34	34	34	34
b	30	35	40	45	55	65	80	85
B	38	44	50	55	67	77	92	98
h	32.5	36.5	40.5	45.5	52.5	63.5	74.5	80
ø	3.5	4.5	4.5	4.5	5.5	5.5	5.5	6.5



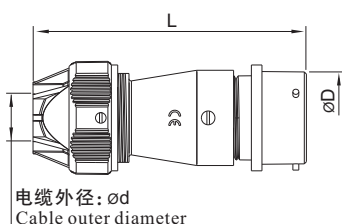
● 直式对接夹爪紧固插座B: ZEB IP67 In-line receptacle with metal clamping-nut B: ZEB IP67



尺寸 Dimension(mm)	WY16	WY20	WY24	WY28
D	18	22	26	30
L	55	63	66.5	70
Ød	5-6.5	9-10.5	9-10.5	10.5-12.5

护盖可选购尺寸见P18 >> Optional cap size see P18

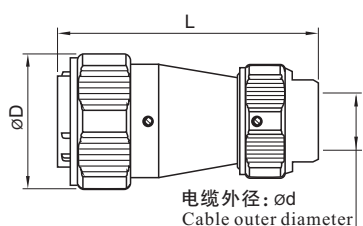
● 直式对接夹爪紧固插座: ZE IP67 In-line receptacle with metal clamping-nut: ZE IP67



尺寸 Dimension(mm)	WY32	WY40	WY48	WY55
D	35	44	52	58
L	90.5	103.5	108	131.6
Ød	15.5-17	18-20	I: 18-20(不标) II: 24.5-26	24.5-26

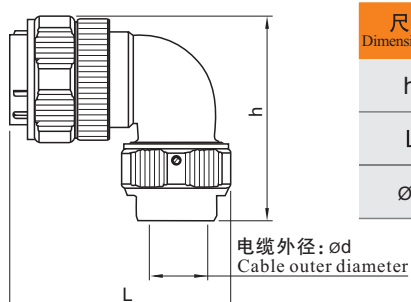
护盖可选购尺寸见P18 >> Optional cap size see P18

● 直式夹爪紧固插头: TE IP67 Plug with metal clamping-nut: TE IP67



尺寸 Dimension(mm)	WY16	WY20	WY24	WY28	WY32	WY40	WY48	WY55
D	25	29.5	34	38.5	44.5	54	62	68.5
L	54.5	62.5	65	68	88	100	110	131.5
Ød	5-6.5	9-10.5	9-10.5	10.5-12.5	15.5-17	18-20	I: 18-20(不标) II: 24.5-26	24.5-26

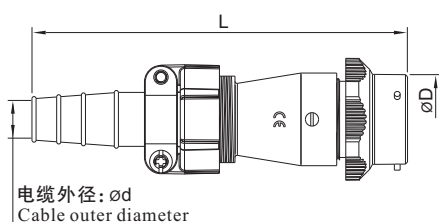
● 弯式夹爪紧固插头: TU IP66 Plug with angled back shell and metal clamping-nut: TU IP66



尺寸 Dimension(mm)	WY16	WY20	WY24	WY28	WY32	WY40	WY48	WY55
h	43	53	54	58	72	88	103	110.5
L	48	57	59	61	84	90	97	109
Ød	5-6.5	9-10.5	9-10.5	10.5-12.5	15.5-17	18-20	24.5-26	24.5-26



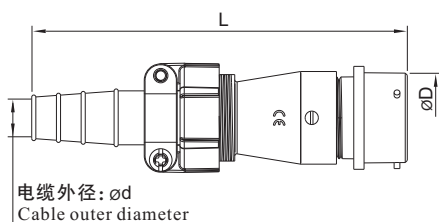
● 直式双压板电缆插座B: ZIB IP65 In-line receptacle with cable clamping plates B: ZIB IP65



尺寸 Dimension(mm)	WY16	WY20	WY24	WY28
D	18	22	26	30
L	73	88	92	101
$\phi d$	7-8	8-10.5	8-10.5	11.5-13.6

护盖可选购尺寸见P18 >> Optional cap size see P18

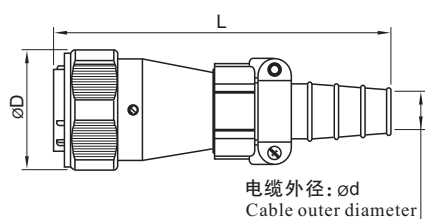
● 直式双压板电缆插座: ZI IP65 In-line receptacle with cable clamping plates: ZI IP65



尺寸 Dimension(mm)	WY32	WY40	WY48	WY55
D	35	44	52	58
L	119	130	137	165
$\phi d$	13-15.6	15.5-18.8	I:15.5-18.8(不标) II:24-28	24-28

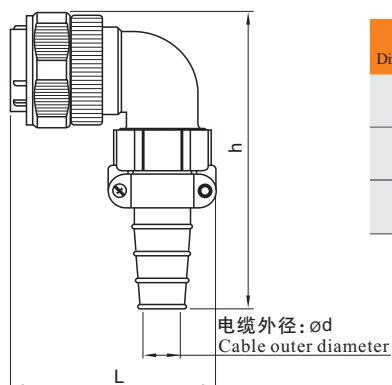
护盖可选购尺寸见P18 >> Optional cap size see P18

● 直式双压板电缆插头: TI IP65 Plug with cable clamping plates: TI IP65



尺寸 Dimension(mm)	WY16	WY20	WY24	WY28	WY32	WY40	WY48	WY55
D	25	29.5	34	38.5	44.5	54	62	68.5
L	72.5	87	92	100.5	48.5	130.5	140	163
$\phi d$	7-8	8-10.5	8-10.5	11.5-13.6	13-15.6	15.5-18.8	I:15.5-18.8(不标) II:24-28	24-28

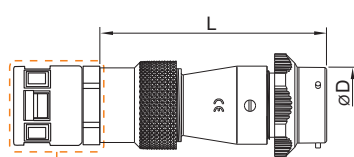
● 弯式双压板电缆插头: TV IP65 Plug with angled back shell and cable clamping plates: TV IP65



尺寸 Dimension(mm)	WY16	WY20	WY24	WY28	WY32	WY40	WY48	WY55
h	60	80	80	93	103	118	137	140
L	49.5	56.5	58	61	82.5	90	98	108
$\phi d$	7-8	8-10.5	8-10.5	11.5-13.6	13-15.6	15.5-18.8	24-28	24-28



● 直式对接塑料软管插座B: ZBB IP55 In-line receptacle for plastic-hose B: ZBB IP55

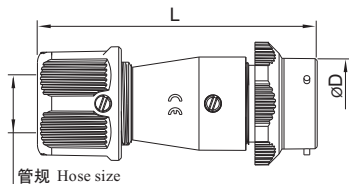


塑料软管接头可选购  
Optional plastic hose adapter

尺寸 Dimension(mm)	WY16	WY20	WY24	WY28
D	18	22	26	30
L	54.5	64	67	73
接头规格 Adapter size	PG7	PG11	PG11	PG16
适配软管接头 model of plastic hose adapter	WQG-PG7(B)	WQG-PG11(B)	WQG-PG11(B)	WQG-PG16(B)
管规 Hose size	AD10	AD15.8	AD15.8	AD21.2

护盖可选购尺寸见P18 >> Optional cap size see P18

● 直式对接尼龙软管插座: ZHB IP65 In-line receptacle for PA-hose B: ZHB IP65

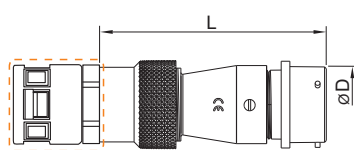


管规 Hose size

尺寸 Dimension(mm)	WY16	WY20	WY24	WY28
D	18	22	26	30
L	52	62.5	66.5	70
管规 Hose size	AD10	AD15.8	AD15.8	AD21.2

护盖可选购尺寸见P18 >> Optional cap size see P18

● 直式对接塑料软管插座: ZB IP55 In-line receptacle for Plastic-hose: ZB IP55

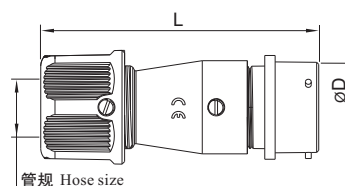


塑料软管接头可选购  
Optional plastic hose adapter

尺寸 Dimension(mm)	WY32	WY40	WY48	WY55
D	35	44	52	58
L	86.5	95	104	120
接头规格 Adapter size	PG21	PG29	I: PG29(不标) II: PG36	PG36
适配软管接头 model of plastic hose adapter	WQG-PG21(B)	WQG-PG29(B)	I: WQG-PG29(B) II: WQG-PG36(B)	WQG-PG36(B)
管规 Hose size	AD28.5	AD34.5	I: AD34.5(不标) II: AD42.5	AD42.5

护盖可选购尺寸见P18 >> Optional cap size see P18

● 直式对接尼龙软管插座: ZH IP65 In-line receptacle for PA-hose: ZH IP65



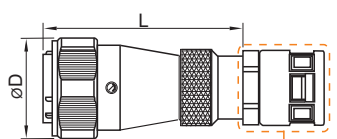
管规 Hose size

尺寸 Dimension(mm)	WY16	WY20	WY24	WY28
D	18	22	26	30
L	54	64	66	70
管规 Hose size	AD10	AD15.8	AD15.8	AD21.2

护盖可选购尺寸见P18 >> Optional cap size see P18



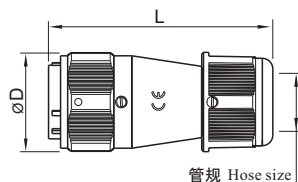
● 直式塑料软管插头: TB IP55 Plug for plastic-hose: TB IP55



塑料软管接头可选购  
Optional plastic hose adapter

尺寸 Dimension(mm)	WY16	WY20	WY24	WY28	WY32	WY40	WY48	WY55
D	25	29.5	34	38.5	44.5	54	91	96.5
L	54	62.5	66.5	72.5	87.5	95	105	118
接头规格 Adapter size	PG7	PG11	PG11	PG16	PG21	PG29	I:PG29(不标) II:PG36	PG36
适配软管接头 model of plastic hose adapter	WQG-PG7(B)	WQG-PG11(B)	WQG-PG11(B)	WQG-PG16(B)	WQG-PG21(B)	WQG-PG29(B)	I:WQG-PG29(B) II:WQG-PG36(B)	WQG-PG36(B)
管规 Hose size	AD10	AD15.8	AD15.8	AD21.2	AD28.5	AD34.5	I:AD34.5(不标) II:AD42.5	AD42.5

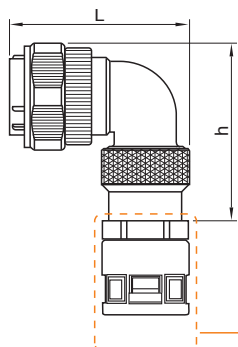
● 直式尼龙软管插头: TH IP65 Plug for PA-hose: TH IP65



管规 Hose size

尺寸 Dimension(mm)	WY16	WY20	WY24	WY28
D	25	29.6	34	38
L	51	62.5	65.5	68.5
管规 Hose size	AD10	AD15.8	AD15.8	AD21.2

● 弯式塑料软管插头: TW IP55 Plug with angled back shell for plastic-hose: TW IP55

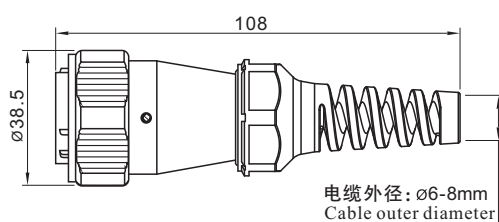


塑料软管接头可选购  
Optional plastic hose adapter

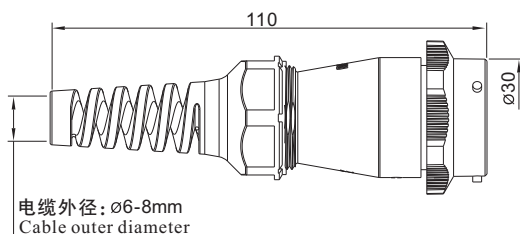
尺寸 Dimension(mm)	WY16	WY20	WY24	WY28	WY32	WY40	WY48	WY55
h	44.5	53.5	55	61	70	83	91	96.5
L	47	56.5	57.5	61	82	88.5	95	106
接头规格 Adapter size	PG7	PG11	PG11	PG16	PG21	PG29	PG29	PG36
适配软管接头 model of plastic hose adapter	WQG-PG7(B)	WQG-PG11(B)	WQG-PG11(B)	WQG-PG16(B)	WQG-PG21(B)	WQG-PG29(B)	WQG-PG29(B)	WQG-PG36(B)
管规 Hose size	AD10	AD15.8	AD15.8	AD21.2	AD28.5	AD34.5	AD42.5	AD42.5



● 直式防折弯插头: TX IP67 Plug with strain relief: TX IP67



● 直式防折弯对接插座B: ZXB IP67 In-line receptacle with strain relief B: ZXB IP67



★ 现有28型, 其他型号可定制

It can be produced 28 model, other models are customizabl

## 焊接芯件参数

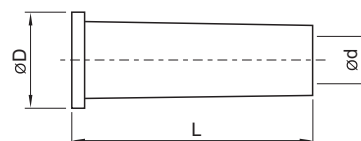
Solder contact spec

★ 压接芯件参数表在P20页>>  
Crimp contact spec see P20

★ 螺丝压接芯件参数表在P21页>>  
Screw contact spec see P21

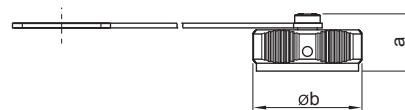
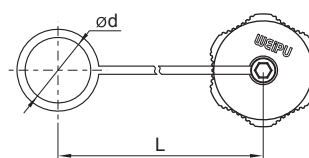
WY28	2	3	4	7	8	8B	9	10	10B	12	16	17	20	24	26	35
公端绝缘体正面图 Male contact face view																
额定电流 (A) Rated current (A)	50	50	25	25	25	60.5	25.5	25	10	10	10	10	5	5	5	5
接触件直径(mm) Contact diameter(mm)	Ø3.5X2	Ø3.5X3	Ø2.5X4	Ø2.5X7	Ø2.5X8	Ø5X2 Ø1X6	Ø2.5X4 Ø1X5	Ø2.5X10	Ø1.5X10	Ø1.5X12	Ø1.5X16	Ø1.5X17	Ø1X20	Ø1X24	Ø1X26	Ø1X35
工作电压 (AC.V) Rated voltage (AC.V)	500	500	500	500	500	500 400	500	500	500	500	500	500	400	400	400	400
耐压 (AC.V) 1 min Test voltage (AC.V) 1 min	1500	1500	1500	1500	1500	1500	1500	1500	1500	1500	1500	1500	1200	1200	1200	1200
接触电阻 (mΩ) Contact resistance (mΩ)	0.5	0.5	1	1	1	0.5、5	1、5	1	2.5	2.5	2.5	2.5	5	5	5	5
接线方式 Termination	焊接/螺丝压接 solder / screw	焊接/螺丝压接 solder / screw	焊接/螺丝压接 solder / screw	焊接/螺丝压接 solder / screw	焊接/螺丝压接 solder / screw	焊接 solder	焊接 solder	焊接/螺丝压接 solder / screw	焊接 solder	焊接 solder	焊接 solder	焊接 solder	焊接 solder	焊接 solder	焊接 solder	焊接 solder
线规 (mm²/AWG) Wire size (mm²/AWG)	≤10/7	≤10/7	≤4/11	≤4/11	≤4/11	≤16/5 ≤0.75/18	≤4/11 ≤0.75/18	≤4/11	≤2/14	≤2/14	≤2/14	≤2/14	≤2/14	≤0.75/18	≤0.75/18	≤0.75/18
螺丝压接线规 (mm²/AWG) Wire size for screw termination	≤6/10	≤6/10	≤1.5/15	≤1.5/15	≤1.5/15	/	/	≤1.5/15	/	/	/	/	/	/	/	/

● 电缆护套 PVC cable protection sleeve for WS series



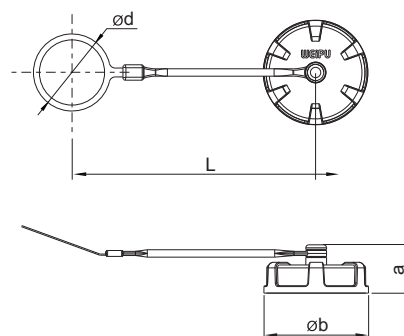
尺寸 Dimension(mm)	WS16	WS20	WS24	WS28	WS32	WS40	WS48	WS55
D	12.5	16	16.5	19	25	30	30	36
L	30	38	38	38	51	53	53	59
d	6	6	6	7	13	17.8	17.8	23

● WY直式对接插座护盖 IP67 Metal receptacle cover for WY series IP67

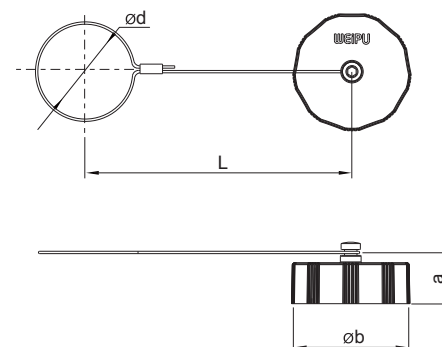


尺寸 Dimension(mm)	WY16	WY20	WY24	WY28	WY32	WY40	WY48	WY55
a	13.5	14.5	14.5	14.5	17	17	17	17
b	20	29.5	34	38.5	44	54	62	68.5
d	16	20	24	28	32	40	48	55
L	55	60	65	70	90	100	110	120

● **WS、WF 直式对接插座护盖** Plastic receptacle cover for WS and WF series



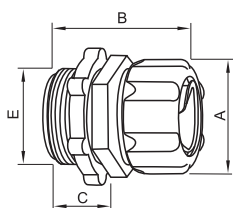
尺寸 Dimension(mm)	WS/WF16	WS/WF20	WS/WF24	WS/WF28
a	15.1	15.8	16.3	16.3
b	22.1	26.7	30.9	35.3
d	22	26.7	30.9	34
L	55	60	63	70



尺寸 Dimension(mm)	WS/WF32	WS/WF40	WS/WF48	WS/WF55
a	20	20	20	20
b	39	48	55.5	62.5
d	32	40	48	55
L	90	100	110	120

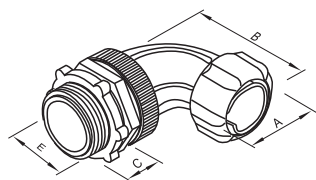


## ● 直式金属软管接头 Metal hose adapter



尺寸 Dimension(mm)	Part No. 型号	WAB-16	WAB-20	WAB-24	WAB-30	WAB-36
A		19.6	24.8	29.1	35.7	41.8
B		26.7	33.3	37	37.9	41.5
C		9	14	15	16	17
E		16	20	24	30	36
管规 hose size		1/4"	3/8"	1/2"	3/4"	1"
螺纹 Thread		M16X1.5	M20X1.5	M24X1.5	M30X2	M36X2

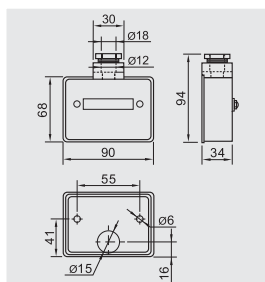
## ● 弯式金属软管接头 Angled metal hose adapter



尺寸 Dimension(mm)	Part No. 型号	WAL-20	WAL-24	WAL-30	WAL-36
A		24.8	29.1	35.7	41.8
B		48.5	53	59	70
C		14	15	16	17
E		20	24	30	36
管规 hose size		3/8"	1/2"	3/4"	1"
螺纹 Thread		M20X1.5	M24X1.5	M30X2	M36X2



## ● 接线盒 Junction-box



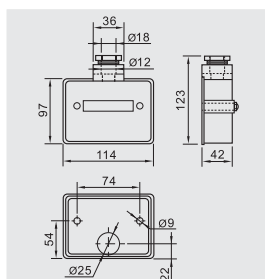
额定电流 Rated A	订货号TYP Part No. TYP	位数 Terminal P	重量(克/件) Weight(g/pcs)
15A	6005	3P+⊕	120

### 接线盒

底部一个(开口)  
顶部一个(带电缆索紧装置)  
电流入口  
最小导线截面mm<sup>2</sup> 1.5  
最大导线截面mm<sup>2</sup> 4

### Junction-box

Bottom hole  
Upper hole (with cable tightening fittings)  
Electric Inlet  
Min conducting wire section mm<sup>2</sup> 1.5  
Max conducting wire section mm<sup>2</sup> 4



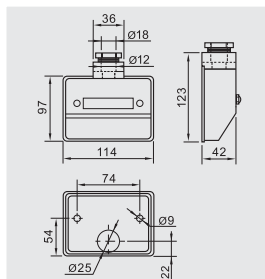
额定电流 Rated A	订货号TYP Part No. TYP	位数 Terminal P	重量(克/件) Weight(g/pcs)
30A	6003	3P+N+⊕	230

### 接线盒

底部一个(开口)  
顶部一个(带电缆索紧装置)  
电流入口  
最小导线截面mm<sup>2</sup> 2.5  
最大导线截面mm<sup>2</sup> 10

### Junction-box

Bottom hole  
Upper hole (with cable tightening fittings)  
Electric Inlet  
Min conducting wire section mm<sup>2</sup> 2.5  
Max conducting wire section mm<sup>2</sup> 10



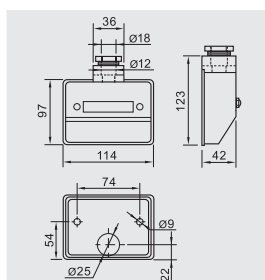
额定电流 Rated A	订货号TYP Part No. TYP	位数 Terminal P	重量(克/件) Weight(g/pcs)
30A	6004	3P+N+⊕	200

### 接线盒

底部一个(开口)  
顶部一个(带电缆索紧装置)  
电流入口  
最小导线截面mm<sup>2</sup> 2.5  
最大导线截面mm<sup>2</sup> 10

### Junction-box

Bottom hole  
Upper hole (with cable tightening fittings)  
Electric Inlet  
Min conducting wire section mm<sup>2</sup> 2.5  
Max conducting wire section mm<sup>2</sup> 10



额定电流 Rated A	订货号TYP Part No. TYP	位数 Terminal P	重量(克/件) Weight(g/pcs)
63A	6006	3P+N+⊕	248

### 接线盒

底部一个(开口)  
顶部一个(带电缆索紧装置)  
电流入口  
最小导线截面mm<sup>2</sup> 10  
最大导线截面mm<sup>2</sup> 25

### Junction-box

Bottom hole  
Upper hole (with cable tightening fittings)  
Electric Inlet  
Min conducting wire section mm<sup>2</sup> 10  
Max conducting wire section mm<sup>2</sup> 25

焊接芯件参数表 Solder contact spec

WS16, WF16, WY16	2	3	4	2B	3B	4B	5	7	9	10
公端绝缘体正面图 Male contact face view										
额定电流 (A) Rated current (A)	10	10	5	15	15	15	5	5	5	5
接触件直径(mm) Contact diameter(mm)	Ø1.5X2	Ø1.5X3	Ø1X4	Ø2X2	Ø2X3	Ø2X4	Ø1X5	Ø1X7	Ø1X9	Ø1X10
工作电压 (AC.V) Rated voltage (AC.V)	500	500	500	500	500	500	500	400	400	400
耐压 (AC.V) 1 min Test voltage(AC.V) 1 min	1500	1500	1500	1500	1500	1500	1500	1200	1200	1200
接触电阻 (mΩ) Contact resistance(mΩ)	2.5	2.5	5	2.5	2.5	2.5	5	5	5	5
绝缘电阻 (MΩ) Insulation resistance(MΩ)	2000	2000	2000	2000	2000	2000	2000	2000	2000	2000
线规 (mm²/AWG) Wire size (mm²/AWG)	≤2/14	≤2/14	≤0.75/18	≤2/14	≤2/14	≤2/14	≤0.75/18	≤0.75/18	≤0.75/18	≤0.75/18

WS20, WF20, WY20	2	3	4	5	6	6B	7	8	9	12	15
公端绝缘体正面图 Male contact face view											
额定电流 (A) Rated current (A)	25	25	25	10	5 25	5 30	10	10	5	5	5
接触件直径(mm) Contact diameter(mm)	Ø2.5 2	Ø2.5 3	Ø2.5 4	Ø1.5 5	Ø1X2 Ø2.5X4	Ø1X4 Ø3X2	Ø1.5 7	Ø1.5 8	Ø1 9	Ø1 12	Ø1 15
工作电压 (AC.V) Rated voltage (AC.V)	500	500	500	500	500	500	500	500	400	400	400
耐压 (AC.V) 1 min Test voltage(AC.V) 1 min	1500	1500	1500	1500	1500	1500	1500	1500	1200	1200	1200
接触电阻 (mΩ) Contact resistance(mΩ)	1	1	1	2.5	5 1	5 1	2.5	2.5	5	5	5
绝缘电阻 (MΩ) Insulation resistance(MΩ)	2000	2000	2000	2000	2000	2000	2000	2000	2000	2000	2000
线规 (mm²/AWG) Wire size (mm²/AWG)	≤4/11	≤4/11	≤4/11	≤2/14	≤0.75/18 ≤4/11	≤0.75/18 ≤4/11	≤2/14	≤2/14	≤0.75/18	≤0.75/18	≤0.75/18

WS24, WF24, WY24	2	3	4	9	10	12	12B	19
公端绝缘体正面图 Male contact face view								
额定电流 (A) Rated current (A)	25	25	25	5 25	10	10	5 30	5
接触件直径(mm) Contact diameter(mm)	Ø2.5X2	Ø2.5X3	Ø2.5X4	Ø1X5 Ø2.5X4	Ø1.5X10	Ø1.5X12	Ø1X9 Ø3X3	Ø1X19
工作电压 (AC.V) Rated voltage (AC.V)	500	500	500	500	500	500	500	400
耐压 (AC.V) 1 min Test voltage(AC.V) 1 min	1500	1500	1500	1500	1500	1500	1500	1200
接触电阻 (mΩ) Contact resistance(mΩ)	1	1	1	5 1	2.5	2.5	5 1	5
绝缘电阻 (MΩ) Insulation resistance(MΩ)	2000	2000	2000	2000	2000	2000	2000	2000
线规 (mm²/AWG) Wire size (mm²/AWG)	≤4/11	≤4/11	≤4/11	≤0.75/18 ≤4/11	≤2/14	≤2/14	≤0.75/18 ≤4/11	≤0.75/18

WS28, WF28, WY28	2	3	4	7	8	8B	9	10	10B	12	16	17	20	24	26	35
公端绝缘体正面图 Male contact face view																
额定电流 (A) Rated current (A)	50	50	25	25	25	60.5	25.5	25	10	10	10	10	5	5	5	5
接触件直径(mm) Contact diameter(mm)	Ø3.5X2	Ø3.5X3	Ø2.5X4	Ø2.5X7	Ø2.5X8	Ø5X2 Ø1X6	Ø2.5X4 Ø1X5	Ø2.5X10	Ø1.5X10	Ø1.5X12	Ø1.5X16	Ø1.5X17	Ø1X20	Ø1X24	Ø1X26	Ø1X35
工作电压 (AC.V) Rated voltage (AC.V)	500	500	500	500	500	500 400	500	500	500	500	500	500	400	400	400	400
耐压 (AC.V) 1 min Test voltage(AC.V) 1 min	1500	1500	1500	1500	1500	1500	1500	1500	1500	1500	1500	1500	1200	1200	1200	1200
接触电阻 (mΩ) Contact resistance(mΩ)	0.5	0.5	1	1	1	0.5. 5	1. 5	1	2.5	2.5	2.5	2.5	5	5	5	5
绝缘电阻 (MΩ) Insulation resistance(MΩ)	2000	2000	2000	2000	2000	2000	2000	2000	2000	2000	2000	2000	2000	2000	2000	2000
线规 (mm²/AWG) Wire size (mm²/AWG)	≤10/7	≤10/7	≤4/11	≤4/11	≤4/11	≤16/6 ≤0.75/18	≤4/11 ≤0.75/18	≤4/11	≤2/14	≤2/14	≤2/14	≤2/14	≤0.75/18	≤0.75/18	≤0.75/18	≤0.75/18

焊接芯件参数表
 Solder contact spec

WS32, WF32, WY32	4	6	8	8B	10	10B	11	12	13	19
公端绝缘体正面图 Male contact face view										
额定电流 (A) Rated current (A)	50	10 50	10 50	10 50	10 25	25	25	25	10 25	10
接触件直径(mm) Contact diameter(mm)	ø3.5X4	ø1.5X2 ø3.5X4	ø1.5X5 ø3.5X3	ø1.5X4 ø3.5X4	ø1.5X5 ø2.5X5	ø2.5X10	ø2.5X11	ø2.5X12	ø1.5X9 ø2.5X4	ø1.5X19
工作电压 (AC.V) Rated voltage (AC.V)	500V	500V	500V	500V	500V	500V	500V	500V	500V	500V
耐压 (AC.V) 1 min Test voltage(AC.V) 1 min	1500V	1500V	1500V	1500V	1500V	1500V	1500V	1500V	1500V	1500V
接触电阻 (mΩ) Contact resistance(mΩ)	0.5	2.5 0.5	2.5 0.5	2.5 0.5	2.5 1	1	1	1	2.5 1	2.5
绝缘电阻 (MΩ) Insulation resistance(MΩ)	2000	2000	2000	2000	2000	2000	2000	2000	2000	2000
线规 (mm²/AWG) Wire size (mm²/AWG)	≤10/7	≤2/14 ≤10/7	≤2/14 ≤10/7	≤2/14 ≤10/7	≤2/14 ≤4/11	≤4/11	≤4/11	≤4/11	≤2/14 ≤4/11	≤2/14

WS40, WF40, WY40	5	9	15	26	31	52
公端绝缘体正面图 Male contact face view						
额定电流 (A) Rated current (A)	50	25 50	10	10 25	10	5
接触件直径(mm) Contact diameter(mm)	ø3.5X5	ø2.5X5 ø3.5X4	ø1.5X15	ø1.5X22 ø2.5X4	ø1.5X31	ø1X52
工作电压 (AC.V) Rated voltage (AC.V)	500	500	500	500	500	400
耐压 (AC.V) 1 min Test voltage(AC.V) 1 min	1500	1500	1500	1500	1500	1200
接触电阻 (mΩ) Contact resistance(mΩ)	0.5	1 0.5	2.5	2.5、1	2.5	5
绝缘电阻 (MΩ) Insulation resistance(MΩ)	2000	2000	2000	2000	2000	2000
线规 (mm²/AWG) Wire size (mm²/AWG)	≤10/7	≤4/11 ≤10/7	≤2/14	≤2/14 ≤4/11	≤2/14	≤0.75/ 18

WS48, WF48, WY48	5	7	20	27	38	42
公端绝缘体正面图 Male contact face view						
额定电流 (A) Rated current (A)	100	50	25	10 25	10 25	10
接触件直径(mm) Contact diameter(mm)	ø5.5X5	ø3.5X7	ø2.5X20	ø1.5X26 ø2.5X1	ø1.5X33 ø2.5X5	ø1.5X42
工作电压 (AC.V) Rated voltage (AC.V)	500	500	500	500	500	500
耐压 (AC.V) 1 min Test voltage(AC.V) 1 min	1500	1500	1500	1500	1500	1500
接触电阻 (mΩ) Contact resistance(mΩ)	0.3	0.5	1	2.5、1	2.5、1	2.5
绝缘电阻 (MΩ) Insulation resistance(MΩ)	2000	2000	2000	2000	2000	2000
线规 (mm²/AWG) Wire size (mm²/AWG)	≤25/3	≤10/7	≤4/11	≤2/14 ≤4/11	≤2/14 ≤4/11	≤2/14

WS55, WF55, WY55	4	7	40	53	61
公端绝缘体正面图 Male contact face view					
额定电流 (A) Rated current (A)	50 150	50 100	10 25	10 25	10
接触件直径(mm) Contact diameter(mm)	ø3.5X1 ø10X3	ø3.5X1 ø5.5X6	ø1.5X25 ø2.5X15	ø1.5X48 ø2.5X5	ø1.5X61
工作电压 (AC.V) Rated voltage (AC.V)	500	500	500	500	500
耐压 (AC.V) 1 min Test voltage(AC.V) 1 min	1500	1500	1500	1500	1500
接触电阻 (mΩ) Contact resistance(mΩ)	0.5 0.2	0.5 0.3	2.5 1	2.5 1	2.5
绝缘电阻 (MΩ) Insulation resistance(MΩ)	2000	2000	2000	2000	2000
线规 (mm²/AWG) Wire size (mm²/AWG)	≤10/7 ≤70/(2/0)	≤10/7 ≤25/3	≤2/14 ≤4/11	≤2/14 ≤4/11	≤2/14

SF16, SA16, SP17, SY17 WS16, WF16, WY16	1 仅用于直式产品	2	3	4
公端绝缘体正面图 Male contact face view				
额定电流 (A) Rated current (A)	50	10	10	5
接触件直径(mm) Contact diameter(mm)	Ø3.5X1	Ø1.5X2	Ø1.5X3	Ø1X4
工作电压 (AC.V) Rated voltage (AC.V)	500	500	500	400
耐压 (AC.V) 1 min Test voltage(AC.V) 1 min	1500	1500	1500	1200
接触电阻 (mΩ) Contact resistance(mΩ)	0.5	2.5	2.5	5
绝缘电阻 (MΩ) Insulation resistance (MΩ)	2000	2000	2000	2000

SF20, SA20, SP21, SY21 WS20,WF20, WY20, WP20	1 仅用于直式产品	2	3	4	5	7	7B	8
公端绝缘体正面图 Male contact face view								
额定电流 (A) Rated current (A)	100	25	25	25	10	10	5	5
接触件直径(mm) Contact diameter(mm)	Ø5.5X1	Ø2.5X2	Ø2.5X3	Ø2.5X4	Ø1.5X5	Ø1.5X7	Ø1X7	Ø1X8
工作电压 (AC.V) Rated voltage (AC.V)	500	500	500	500	500	500	400	400
耐压 (AC.V) 1 min Test voltage(AC.V) 1 min	1500	1500	1500	1500	1500	1500	1200	1200
接触电阻 (mΩ) Contact resistance(mΩ)	0.3	1	1	1	2.5	2.5	5	5
绝缘电阻 (MΩ) Insulation resistance (MΩ)	2000	2000	2000	2000	2000	2000	2000	2000

WS24, WF24, WY24	4	5	9	12
公端绝缘体正面图 Male contact face view				
额定电流 (A) Rated current (A)	25	25	10	5
接触件直径(mm) Contact diameter(mm)	Ø2.5X4	Ø2.5X5	Ø1.5X9	Ø1X12
工作电压 (AC.V) Rated voltage (AC.V)	500	500	500	400
耐压 (AC.V) 1 min Test voltage(AC.V) 1 min	1500	1500	1500	1200
接触电阻 (mΩ) Contact resistance(mΩ)	1	1	2.5	5
绝缘电阻 (MΩ) Insulation resistance (MΩ)	2000	2000	2000	2000

SA28, SP29, SY29 WS28, WF28, WY28	2	3	7	12	15	19
公端绝缘体正面图 Male contact face view						
额定电流 (A) Rated current (A)	50	50	25	10	5	5
接触件直径(mm) Contact diameter(mm)	Ø3.5X2	Ø3.5X3	Ø2.5X7	Ø1.5X12	Ø1X15	Ø1X19
工作电压 (AC.V) Rated voltage (AC.V)	500	500	500	500	400	400
耐压 (AC.V) 1 min Test voltage(AC.V) 1 min	1500	1500	1500	1500	1200	1200
接触电阻 (mΩ) Contact resistance(mΩ)	0.5	0.5	1	2.5	5	5
绝缘电阻 (MΩ) Insulation resistance (MΩ)	2000	2000	2000	2000	2000	2000

WS32, WF32, WY32	4	6	10	15	19
公端绝缘体正面图 Male contact face view					
额定电流 (A) Rated current (A)	50	50 10	25	10	10
接触件直径(mm) Contact diameter(mm)	Ø3.5X4	Ø3.5X4 Ø1.5X2	Ø2.5X10	Ø1.5X15	Ø1.5X19
工作电压 (AC.V) Rated voltage (AC.V)	500	500	500	500	500
耐压 (AC.V) 1 min Test voltage(AC.V) 1 min	1500	1500	1500	1500	1500
接触电阻 (mΩ) Contact resistance(mΩ)	0.5	0.5 2.5	1	2.5	2.5
绝缘电阻 (MΩ) Insulation resistance (MΩ)	2000	2000	2000	2000	2000

WS40, WF40, WY40	5	19	31
公端绝缘体正面图 Male contact face view			
额定电流 (A) Rated current (A)	50	25	10
接触件直径(mm) Contact diameter(mm)	Ø3.5X5	Ø2.5X19	Ø1.5X31
工作电压 (AC.V) Rated voltage (AC.V)	500	500	500
耐压 (AC.V) 1 min Test voltage(AC.V) 1 min	1500	1500	1500
接触电阻 (mΩ) Contact resistance(mΩ)	0.5	1	2.5
绝缘电阻 (MΩ) Insulation resistance (MΩ)	2000	2000	2000

WS48, WF48, WY48	31	42
公端绝缘体正面图 Male contact face view		
额定电流 (A) Rated current (A)	25	10
接触件直径(mm) Contact diameter(mm)	Ø2.5X31	Ø1.5X42
工作电压 (AC.V) Rated voltage (AC.V)	500	500
耐压 (AC.V) 1 min Test voltage(AC.V) 1 min	1500	1500
接触电阻 (mΩ) Contact resistance(mΩ)	1	2.5
绝缘电阻 (MΩ) Insulation resistance (MΩ)	2000	2000

WS55, WF55, WY55	38	61
公端绝缘体正面图 Male contact face view		
额定电流 (A) Rated current (A)	25	10
接触件直径(mm) Contact diameter(mm)	Ø 2.5X38	Ø1.5X61
工作电压 (AC.V) Rated voltage (AC.V)	500	500
耐压 (AC.V) 1 min Test voltage(AC.V) 1 min	1500	1500
接触电阻 (mΩ) Contact resistance(mΩ)	1	2.5
绝缘电阻 (MΩ) Insulation resistance (MΩ)	2000	2000

## 压接插针参数 Crimp contact

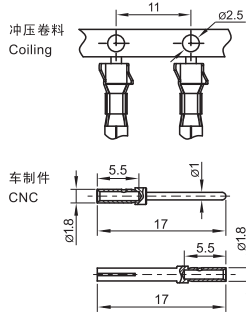
### 5A压接插针 5A Crimp contact

- ※接触直径:  $\varnothing 1$   
Contact diameter:  $\varnothing 1$   
※材料: 铜镀金  
Material: Brass with gold plating  
※接触电阻:  $5\text{m}\Omega$   
Contact resistance:  $5\text{m}\Omega$

冲压卷料  
Coiling



车制件  
CNC



#### 5A压接公插针 5A Male crimp contact

用于SF、SA、SP、SY、WP系列, WS/WF/WY16-28型产品  
For SF, SA, SP, SY, WP, WS/WF/WY16-28

线规 Wire size	剥线长度 Stripping length	压接公插针 Male crimp contact p/n	压接工具 Crimping tool p/n	退针工具 Removal tool p/n
0.20-0.52mm <sup>2</sup> AWG 24-20	5.5mm	YJ1-17-0.52AU-C YJ1-17-0.52AU	CT-P20/28	RT-1.0

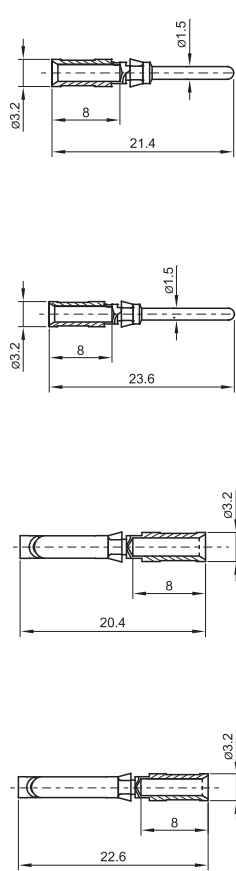
#### 5A压接母插针 5A Female crimp contact

用于SF、SA、SP、SY、WP系列, WS/WF/WY16-28型产品  
For SF, SA, SP, SY, WP, WS/WF/WY16-28

线规 Wire size	剥线长度 Stripping length	压接母插针 Female crimp contact p/n	压接工具 Crimping tool p/n	退针工具 Removal tool p/n
0.20-0.52mm <sup>2</sup> AWG 24-20	5.5mm	YK1-17-0.52AU-C YK1-17-0.52AU	CT-P20/28	RT-1.0

### 10A压接插针 10A Crimp contact

- ※接触直径:  $\varnothing 1.5$   
Contact diameter:  $\varnothing 1.5$   
※材料: 铜镀金  
Material: Brass with gold plating  
※接触电阻:  $2.5\text{m}\Omega$   
Contact resistance:  $2.5\text{m}\Omega$



#### 10A压接公插针 10A Male crimp contact

用于SF、SA、SP、SY、WP系列, WS/WF/WY16-28型产品  
For SF, SA, SP, SY, WP, WS/WF/WY16-28

线规 Wire size	剥线长度 Stripping length	压接公插针 Male crimp contact p/n	压接工具 Crimping tool p/n	退针工具 Removal tool p/n
0.14-0.37mm <sup>2</sup> AWG 26-22	8mm	YJ1.5-21.4-0.37AU	CT-P20/28	RT-1.5
0.5mm <sup>2</sup> AWG 20	8mm	YJ1.5-21.4-0.5AU	CT-P20/28	RT-1.5
0.75-1.0mm <sup>2</sup> AWG 18	8mm	YJ1.5-21.4-1.0AU	CTW-0.14/4	RT-1.5
1.5mm <sup>2</sup> AWG 16	8mm	YJ1.5-21.4-1.5AU	CTW-0.14/4	RT-1.5
2.5mm <sup>2</sup> AWG 14	8mm	YJ1.5-21.4-2.5AU	CTW-0.14/4	RT-1.5

#### 10A压接公插针 10A Male crimp contact

用于WS/WF/WY32-55型产品  
For WS/WF/WY32-55

线规 Wire size	剥线长度 Stripping length	压接公插针 Male crimp contact p/n	压接工具 Crimping tool p/n	退针工具 Removal tool p/n
0.14-0.37mm <sup>2</sup> AWG 26-22	8mm	YJ1.5-23.6-0.37AU	CT-P20/28	RT-1.5
0.5mm <sup>2</sup> AWG 20	8mm	YJ1.5-23.6-0.5AU	CT-P20/28	RT-1.5
0.75-1.0mm <sup>2</sup> AWG 18	8mm	YJ1.5-23.6-1.0AU	CTW-0.14/4	RT-1.5
1.5mm <sup>2</sup> AWG 16	8mm	YJ1.5-23.6-1.5AU	CTW-0.14/4	RT-1.5
2.5mm <sup>2</sup> AWG 14	8mm	YJ1.5-23.6-2.5AU	CTW-0.14/4	RT-1.5

#### 10A压接母插针 10A Female crimp contact

用于SF、SA、SP、SY、WP系列, WS/WF/WY16-28型产品  
For SF, SA, SP, SY, WP, WS/WF/WY16-28

线规 Wire size	剥线长度 Stripping length	压接母插针 Female crimp contact p/n	压接工具 Crimping tool p/n	退针工具 Removal tool p/n
0.14-0.37mm <sup>2</sup> AWG 26-22	8mm	YK1.5-20.4-0.37AU	CT-P20/28	RT-1.5
0.5mm <sup>2</sup> AWG 20	8mm	YK1.5-20.4-0.5AU	CT-P20/28	RT-1.5
0.75-1.0mm <sup>2</sup> AWG 18	8mm	YK1.5-20.4-1.0AU	CTW-0.14/4	RT-1.5
1.5mm <sup>2</sup> AWG 16	8mm	YK1.5-20.4-1.5AU	CTW-0.14/4	RT-1.5
2.5mm <sup>2</sup> AWG 14	8mm	YK1.5-20.4-2.5AU	CTW-0.14/4	RT-1.5

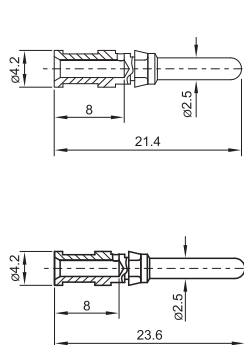
#### 10A压接母插针 10A Female crimp contact

用于WS/WF/WY32-55型产品  
For WS/WF/WY32-55

线规 Wire size	剥线长度 Stripping length	压接母插针 Female crimp contact p/n	压接工具 Crimping tool p/n	退针工具 Removal tool p/n
0.14-0.37mm <sup>2</sup> AWG 26-22	8mm	YK1.5-22.6-0.37AU	CT-P20/28	RT-1.5
0.5mm <sup>2</sup> AWG 20	8mm	YK1.5-22.6-0.5AU	CT-P20/28	RT-1.5
0.75-1.0mm <sup>2</sup> AWG 18	8mm	YK1.5-22.6-1.0AU	CTW-0.14/4	RT-1.5
1.5mm <sup>2</sup> AWG 16	8mm	YK1.5-22.6-1.5AU	CTW-0.14/4	RT-1.5
2.5mm <sup>2</sup> AWG 14	8mm	YK1.5-22.6-2.5AU	CTW-0.14/4	RT-1.5

### 25A压接插针 25A Crimp contact

- ※接触直径:  $\varnothing 2.5$   
Contact diameter:  $\varnothing 2.5$   
※材料: 铜镀金  
Material: Brass with gold plating  
※接触电阻:  $1\text{m}\Omega$   
Contact resistance:  $1\text{m}\Omega$



#### 25A压接公插针 25A Male crimp contact

用于SF、SA、SP、SY、WP系列, WS/WF/WY16-28型产品  
For SF, SA, SP, SY, WP, WS/WF/WY16-28

线规 Wire size	剥线长度 Stripping length	压接公插针 Male crimp contact p/n	压接工具 Crimping tool p/n	退针工具 Removal tool p/n
0.75-1.0mm <sup>2</sup> AWG 18	8mm	YJ2.5-21.4-1.0AU	CTW-0.14/4	RT-2.5
1.5mm <sup>2</sup> AWG 16	8mm	YJ2.5-21.4-1.5AU	CTW-0.14/4	RT-2.5
2.5mm <sup>2</sup> AWG 14	8mm	YJ2.5-21.4-2.5AU	CTW-0.14/4	RT-2.5
4.0mm <sup>2</sup> AWG 12	8mm	YJ2.5-21.4-4.0AU	CTW-0.14/4 CT-4/10	RT-2.5

#### 25A压接公插针 25A Male crimp contact

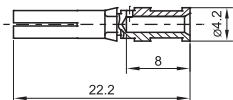
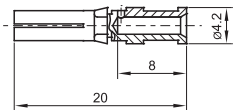
用于WS/WF/WY32-55型产品  
For WS/WF/WY32-55

线规 Wire size	剥线长度 Stripping length	压接公插针 Male crimp contact p/n	压接工具 Crimping tool p/n	退针工具 Removal tool p/n
0.75-1.0mm <sup>2</sup> AWG 18	8mm	YJ2.5-23.6-1.0AU	CTW-0.14/4	RT-2.5
1.5mm <sup>2</sup> AWG 16	8mm	YJ2.5-23.6-1.5AU	CTW-0.14/4	RT-2.5
2.5mm <sup>2</sup> AWG 14	8mm	YJ2.5-23.6-2.5AU	CTW-0.14/4	RT-2.5
4.0mm <sup>2</sup> AWG 12	8mm	YJ2.5-23.6-4.0AU	CTW-0.14/4 CT-4/10	RT-2.5

压接插针参数 Crimp contact

25A压接插针 25A Crimp contact

※接触直径: Ø2.5  
Contact diameter: Ø2.5  
※材料: 铜镀金  
Material: Brass with gold plating  
※接触电阻: 1mΩ  
Contact resistance: 1mΩ



25A压接母插针 25A Female crimp contact 用于SF、SA、SP、SY、WP系列, WS/WF/WY16-28型产品 For SF, SA, SP, SY, WP, WS/WF/WY16-28

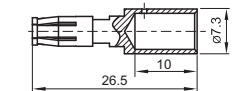
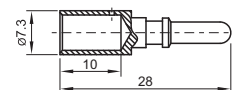
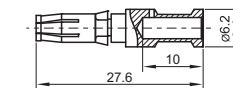
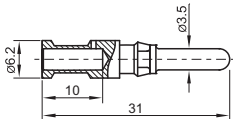
线规 Wire size	剥线长度 Stripping length	压接母插针 Female crimp contact p/n	压接工具 Crimping tool p/n	退针工具 Removal tool p/n
0.75-1.0mm <sup>2</sup> AWG 18	8mm	YK2.5-20-1.0AU	CTW-0.14/4	RT-2.5
1.5mm <sup>2</sup> AWG 16	8mm	YK2.5-20-1.5AU	CTW-0.14/4	RT-2.5
2.5mm <sup>2</sup> AWG 14	8mm	YK2.5-20-2.5AU	CTW-0.14/4	RT-2.5
4.0mm <sup>2</sup> AWG 12	8mm	YK2.5-20-4.0AU	CTW-0.14/4 CT-4/10	RT-2.5

25A压接母插针 25A Female crimp contact 用于WS/WF/WY32-55型产品 For WS/WF/WY32-55

线规 Wire size	剥线长度 Stripping length	压接母插针 Female crimp contact p/n	压接工具 Crimping tool p/n	退针工具 Removal tool p/n
0.75-1.0mm <sup>2</sup> AWG 18	8mm	YK2.5-22.2-1.0AU	CTW-0.14/4	RT-2.5
1.5mm <sup>2</sup> AWG 16	8mm	YK2.5-22.2-1.5AU	CTW-0.14/4	RT-2.5
2.5mm <sup>2</sup> AWG 14	8mm	YK2.5-22.2-2.5AU	CTW-0.14/4	RT-2.5
4.0mm <sup>2</sup> AWG 12	8mm	YK2.5-22.2-4.0AU	CTW-0.14/4 CT-4/10	RT-2.5

50A压接插针 25A Crimp contact

※接触直径: Ø3.5  
Contact diameter: Ø3.5  
※材料: 铜镀金  
Material: copper  
※接触电阻: 0.5mΩ  
Contact resistance: 0.5mΩ



50A压接公插针 50A Male crimp contact 用于WS/WF/WY32-55型产品 For WS/WF/WY32-55

线规 Wire size	剥线长度 Stripping length	压接公插针 Male crimp contact p/n	压接工具 Crimping tool p/n	退针工具 Removal tool p/n
1.5mm <sup>2</sup> AWG 16	10mm	YJ3.5-31-1.5AU	CTW-0.14/4	RT-3.5
2.5mm <sup>2</sup> AWG 14	10mm	YJ3.5-31-2.5AU	CTW-0.14/4	RT-3.5
4.0mm <sup>2</sup> AWG 12	10mm	YJ3.5-31-4.0AU	CTW-0.14/4 CT-4/10	RT-3.5
6.0mm <sup>2</sup> AWG 10	10mm	YJ3.5-31-6.0AU	CT-4/10	RT-3.5
10.0mm <sup>2</sup> AWG 7	10mm	YJ3.5-31-10.0AU	CT-4/10	RT-3.5

50A压接母插针 50A Female crimp contact 用于WS/WF/WY32-55型产品 For WS/WF/WY32-55

线规 Wire size	剥线长度 Stripping length	压接母插针 Female crimp contact p/n	压接工具 Crimping tool p/n	退针工具 Removal tool p/n
1.5mm <sup>2</sup> AWG 16	10mm	YK3.5-27.6-1.5AU	CTW-0.14/4	RT-3.5
2.5mm <sup>2</sup> AWG 14	10mm	YK3.5-27.6-2.5AU	CTW-0.14/4	RT-3.5
4.0mm <sup>2</sup> AWG 12	10mm	YK3.5-27.6-4.0AU	CTW-0.14/4 CT-4/10	RT-3.5
6.0mm <sup>2</sup> AWG 10	10mm	YK3.5-27.6-6.0AU	CT-4/10	RT-3.5
10.0mm <sup>2</sup> AWG 7	10mm	YK3.5-27.6-10.0AU	CT-4/10	RT-3.5

50A压接公插针 50A Male crimp contact 用于SP29、SY29、SA28、WS/WF/WY28型2、3芯产品 For 2 & 3 pins of SP29, SY29, SA28, WS/WF/WY28

线规 Wire size	剥线长度 Stripping length	压接公插针 Male crimp contact p/n	压接工具 Crimping tool p/n	退针工具 Removal tool p/n
10mm <sup>2</sup> AWG 7	10mm	YJ3.5-28-10.0AU	CT-4/10	RT-3.5
16mm <sup>2</sup> AWG 5	10mm	YJ3.5-28-16.0AU	CT-4/10	RT-3.5

50A压接公插针 50A Male crimp contact 用于SP29、SY29、SA28、WS/WF/WY28型2、3芯产品 For 2 & 3 pins of SP29, SY29, SA28, WS/WF/WY28

线规 Wire size	剥线长度 Stripping length	压接公插针 Female crimp contact p/n	压接工具 Crimping tool p/n	退针工具 Removal tool p/n
10mm <sup>2</sup> AWG 7	10mm	YK3.5-26.5-10.0AU	CT-4/10	RT-3.5
16mm <sup>2</sup> AWG 5	10mm	YK3.5-26.5-16.0AU	CT-4/10	RT-3.5

压接及退针工具 Crimp tool and Removal tool

压接工具 Crimp tool

用于插针的压接  
For crimping the male / female contacts



型号 Part number	压线范围 Crimping wire range
CT-P20/28	0.08-0.52mm <sup>2</sup> AWG 28-20
CTW-0.14/4	0.14-4mm <sup>2</sup> AWG 25-11
CT-4/10	4-10mm <sup>2</sup> AWG 11-7

退针工具 Removal tool

用于公母插针退出  
For taking out male / female contacts

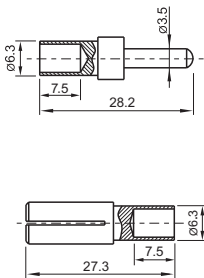


型号 Part number	退针范围 Removal range
RT-1.0	5A压接插针 5A Male / Female crimp contact
RT-1.5	10A压接插针 10A Male / Female crimp contact
RT-2.5	25A压接插针 25A Male / Female crimp contact
RT-3.5	50A压接插针 50A Male / Female crimp contact

压接插针参数 Crimp contact

50A压接插针 50A Crimp contact

※接触直径: Ø3.5  
Contact diameter: Ø3.5  
※材料: 铜镀银  
Material: brass with silver plating  
※接触电阻: 0.5mΩ  
Contact resistance: 0.5mΩ



50A压接公插针 50A Male crimp contact

仅用于WS/WF/WY16/SY17/SP17/SA16/SF16型直式产品  
For WS/WF/WY16/SY17/SP17/SA16/SF16

线规 Wire size	剥线长度 Stripping length	压接工具 Crimping tool p/n
10.0mm <sup>2</sup> AWG 7	10mm	YQK-70

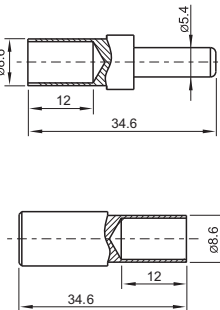
50A压接母插针 50A Female crimp contact

仅用于WS/WF/WY16/SY17/SP17/SA16/SF16型直式产品  
For WS/WF/WY16/SY17/SP17/SA16/SF16

线规 Wire size	剥线长度 Stripping length	压接工具 Crimping tool p/n
10.0mm <sup>2</sup> AWG 7	10mm	YQK-70

100A压接插针 100A Crimp contact

※接触直径: Ø5.5  
Contact diameter: Ø5.5  
※材料: 铜镀银  
Material: brass with silver plating  
※接触电阻: 0.3mΩ  
Contact resistance: 0.3mΩ



100A压接公插针 100A Male crimp contact

仅用于WS/WF/WY20/SP21/SY21/SA20/SF20/WP20型直式产品  
For WS/WF/WY20/SP21/SY21/SA20/SF20/WP20

线规 Wire size	剥线长度 Stripping length	压接工具 Crimping tool p/n
25mm <sup>2</sup> AWG 3	10mm	YQK-70

100A压接母插针 100A Female crimp contact

仅用于WS/WF/WY20/SP21/SY21/SA20/SF20/WP20型直式产品  
For WS/WF/WY20/SP21/SY21/SA20/SF20/WP20




线规 Wire size	剥线长度 Stripping length	压接工具 Crimping tool p/n
25mm <sup>2</sup> AWG 3	10mm	YQK-70

压接钳 Crimp tool

用于插针的压接  
For crimping the male / female contacts



型号 Part number	压线范围 Crimping wire range
YQK-70	4-70mm <sup>2</sup> AWG 11-2/0



螺丝压接芯件参数表 Screw contact spec





SF20, SA20, WS20, WF20, WY20	2	3	4
公端绝缘体正面图 Male contact face view			
额定电流(A) Rated current (A)	10	10	10
接触件直径(mm) Contact diameter(mm)	ø2.5X2	ø2.5X3	ø2.5X4
工作电压(AC.V) Rated voltage (AC.V)	500	500	500
耐压(AC.V) 1 min Test voltage(AC.V) 1 min	1500	1500	1500
接触电阻(mΩ) Contact resistance (mΩ)	1	1	1
线规 (mm²/AWG) Wire size (mm²/ AWG)	≤1.5/15	≤1.5/15	≤1.5/15



SP21, SY21, WP20	2	3	4	5
公端绝缘体正面图 Male contact face view				
额定电流(A) Rated current (A)	10	10	10	10
接触件直径(mm) Contact diameter(mm)	ø3 2	ø3 3	ø3 4	ø3 5
工作电压(AC.V) Rated voltage (AC.V)	500	500	500	500
耐压(AC.V) 1 min Test voltage(AC.V) 1 min	1500	1500	1500	1500
接触电阻(mΩ) Contact resistance (mΩ)	1	1	1	1
线规 (mm²/AWG) Wire size (mm²/ AWG)	≤1.5/15	≤1.5/15	≤1.5/15	≤1.5/15



SA24, WS24,WF24, WY24	2	3	4
公端绝缘体正面图 Male contact face view			
额定电流(A) Rated current (A)	10	10	10
接触件直径(mm) Contact diameter(mm)	ø2.5X2	ø2.5X3	ø2.5X4
工作电压(AC.V) Rated voltage (AC.V)	500	500	500
耐压(AC.V) 1 min Test voltage(AC.V) 1 min	1500	1500	1500
接触电阻(mΩ) Contact resistance (mΩ)	1	1	1
线规 (mm²/AWG) Wire size (mm²/ AWG)	≤1.5/15	≤1.5/15	≤1.5/15



SA28, SP29, SY29 WS28, WF28, WY28	2	3	4	7	8	10
公端绝缘体正面图 Male contact face view						
额定电流(A) Rated current (A)	32	32	10	10	10	10
接触件直径(mm) Contact diameter(mm)	ø3.5X2	ø3.5X3	ø2.5X4	ø2.5X7	ø2.5X8	ø2.5X10
工作电压(AC.V) Rated voltage (AC.V)	500	500	500	500	500	500
耐压(AC.V) 1 min Test voltage(AC.V) 1 min	1500	1500	1500	1500	1500	1500
接触电阻(mΩ) Contact resistance (mΩ)	0.5	0.5	1	1	1	1
线规 (mm²/AWG) Wire size (mm²/ AWG)	≤6/10	≤6/10	≤1.5/15	≤1.5/15	≤1.5/15	≤1.5/15






螺丝压接芯件参数表 Screw contact spec




WS32, WF32, WY32	4	10B	11	12
公端绝缘体正面图 Male contact face view				
额定电流 (A) Rated current (A)	32	10	10	10
接触件直径 (mm) Contact diameter (mm)	ø3.5X4	ø2.5X10	ø2.5X11	ø2.5X12
工作电压 (AC.V) Rated voltage (AC.V)	500V	500V	500V	500V
耐压 (AC.V) 1 min Test voltage (AC.V) 1 min	1500V	1500V	1500V	1500V
接触电阻 (mΩ) Contact resistance (mΩ)	0.5	1	1	1
绝缘电阻 (MΩ) Insulation resistance (MΩ)	2000	2000	2000	2000
线规 (mm²/AWG) Wire size (mm²/AWG)	≤6/10	≤1.5/15	≤1.5/15	≤1.5/15



WS40, WF40, WY40	5	9
公端绝缘体正面图 Male contact face view		
额定电流 (A) Rated current (A)	32	10 32
接触件直径 (mm) Contact diameter (mm)	ø3.5X5	ø2.5X5 ø3.5X4
工作电压 (AC.V) Rated voltage (AC.V)	500	500
耐压 (AC.V) 1 min Test voltage (AC.V) 1 min	1500	1500
接触电阻 (mΩ) Contact resistance (mΩ)	0.5	1 0.5
绝缘电阻 (MΩ) Insulation resistance (MΩ)	2000	2000
线规 (mm²/AWG) Wire size (mm²/AWG)	≤6/10	≤1.5/15 ≤6/10


WS48, WF48, WY48	7	20
公端绝缘体正面图 Male contact face view		
额定电流 (A) Rated current (A)	32	10
接触件直径 (mm) Contact diameter (mm)	ø3.5X7	ø2.5X20
工作电压 (AC.V) Rated voltage (AC.V)	500	500
耐压 (AC.V) 1 min Test voltage (AC.V) 1 min	1500	1500
接触电阻 (mΩ) Contact resistance (mΩ)	0.5	1
绝缘电阻 (MΩ) Insulation resistance (MΩ)	2000	2000
线规 (mm²/AWG) Wire size (mm²/AWG)	≤6/10	≤1.5/15

SF16, SA16, SP17, SY17 WS16, WF16, WY16	2	3
公端绝缘体正面图 Male contact face view		
额定电流 (A) Rated current (A)	10	10
接触件直径(mm) Contact diameter(mm)	Ø1.5X2	Ø1.5X3
工作电压 (AC.V) Rated voltage (AC.V)	500	500
耐压 (AC.V) 1 min Test voltage(AC.V) 1 min	1500	1500
接触电阻 (mΩ) Contact resistance(mΩ)	2.5	2.5
绝缘电阻 (MΩ) Insulation resistance (MΩ)	2000	2000

SF20, SA20, WS20, WF20, WY20	2	3	4	5	7
公端绝缘体正面图 Male contact face view					
额定电流 (A) Rated current (A)	25	25	25	10	10
接触件直径(mm) Contact diameter(mm)	Ø2.5X2	Ø2.5X3	Ø2.5X4	Ø1.5X5	Ø1.5X7
工作电压 (AC.V) Rated voltage (AC.V)	500	500	500	500	500
耐压 (AC.V) 1 min Test voltage(AC.V) 1 min	1500	1500	1500	1500	1500
接触电阻 (mΩ) Contact resistance(mΩ)	1	1	1	2.5	2.5
绝缘电阻 (MΩ) Insulation resistance (MΩ)	2000	2000	2000	2000	2000

SA28, WS28, WF28, WY28 SP29,SY29	2	3	7
公端绝缘体正面图 Male contact face view			
额定电流 (A) Rated current (A)	50	50	25
接触件直径(mm) Contact diameter(mm)	Ø3.5X2	Ø3.5X3	Ø2.5X7
工作电压 (AC.V) Rated voltage (AC.V)	500	500	500
耐压 (AC.V) 1 min Test voltage(AC.V) 1 min	1500	1500	1500
接触电阻 (mΩ) Contact resistance(mΩ)	0.5	0.5	1
绝缘电阻 (MΩ) Insulation resistance (MΩ)	2000	2000	2000

WS32, WF32, WY32	4	19
公端绝缘体正面图 Male contact face view		
额定电流 (A) Rated current (A)	50	10
接触件直径(mm) Contact diameter(mm)	Ø3.5X4	Ø1.5X19
工作电压 (AC.V) Rated voltage (AC.V)	500	500
耐压 (AC.V) 1 min Test voltage(AC.V) 1 min	1500	1500
接触电阻 (mΩ) Contact resistance(mΩ)	0.5	2.5
绝缘电阻 (MΩ) Insulation resistance (MΩ)	2000	2000

WS40, WF40, WY40	31
公端绝缘体正面图 Male contact face view	
额定电流 (A) Rated current (A)	10
接触件直径(mm) Contact diameter(mm)	Ø1.5X31
工作电压 (AC.V) Rated voltage (AC.V)	500
耐压 (AC.V) 1 min Test voltage(AC.V) 1 min	1500
接触电阻 (mΩ) Contact resistance(mΩ)	2.5
绝缘电阻 (MΩ) Insulation resistance (MΩ)	2000

焊接与压接可互配产品 Solder connect to crimp

WS48, WF48, WY48		42
公端绝缘体正面图 Male contact face view		
额定电流 (A) Rated current (A)		10
接触件直径(mm) Contact diameter(mm)		Ø1.5X42
工作电压 (AC.V) Rated voltage (AC.V)		500
耐压 (AC.V) 1 min Test voltage(AC.V) 1 min		1500
接触电阻 (mΩ) Contact resistance(mΩ)		2.5
绝缘电阻 (MΩ) Insulation resistance (MΩ)		2000
WS55, WF55, WY55		61
公端绝缘体正面图 Male contact face view		
额定电流 (A) Rated current (A)		10
接触件直径(mm) Contact diameter(mm)		Ø1.5X61
工作电压 (AC.V) Rated voltage (AC.V)		500
耐压 (AC.V) 1 min Test voltage(AC.V) 1 min		1500
接触电阻 (mΩ) Contact resistance(mΩ)		2.5
绝缘电阻 (MΩ) Insulation resistance (MΩ)		2000

螺丝压接与压接可互配产品 Screw connect to crimp

SF20, SA20, WS20, WF20, WY20		2	3
公端绝缘体正面图 Male contact face view			
额定电流 (A) Rated current (A)		10	10
接触件直径(mm) Contact diameter(mm)		Ø2.5X2	Ø2.5X3
工作电压 (AC.V) Rated voltage (AC.V)		500	500
耐压 (AC.V) 1 min Test voltage(AC.V) 1 min		1500	1500
接触电阻 (mΩ) Contact resistance(mΩ)		1	1
绝缘电阻 (MΩ) Insulation resistance (MΩ)		2000	2000
SA28, WS28, WF28, WY28		7	
公端绝缘体正面图 Male contact face view			
额定电流 (A) Rated current (A)		10	
接触件直径(mm) Contact diameter(mm)		Ø2.5X7	
工作电压 (AC.V) Rated voltage (AC.V)		500	
耐压 (AC.V) 1 min Test voltage(AC.V) 1 min		1500	
接触电阻 (mΩ) Contact resistance(mΩ)		1	
绝缘电阻 (MΩ) Insulation resistance (MΩ)		2000	
WS32, WF32, WY32		4	
公端绝缘体正面图 Male contact face view			
额定电流 (A) Rated current (A)		32	
接触件直径(mm) Contact diameter(mm)		Ø3.5X4	
工作电压 (AC.V) Rated voltage (AC.V)		500	
耐压 (AC.V) 1 min Test voltage(AC.V) 1 min		1500	
接触电阻 (mΩ) Contact resistance(mΩ)		0.5	
绝缘电阻 (MΩ) Insulation resistance (MΩ)		2000	



扫码添加微信  
WEIPU



插接插座



插接插座



插接插座



www.szweipu.com

Edition: 202208-1

CE TÜV ISO 9001 ISO/TS 22163