



BEIJING XINLING BUILDING DECORATION CO., LTD.

Rail Traffic Series





Founded in 2012, main factory cover 15,000 sq.m in Tianjin;

Strategic cooperation factory investment: chemical plating factory, antique coating factory, emboss factory, aluminum factory, copper factory.

Leading company supply one stop service: design
R&D→professional production→on site installation→after sales service

Products range: sheet surface finish, fabrication, weld etc.

Available metallic material: stainless steel, aluminum, copper, brass, GI, wire mesh.





Application

01

Safety Door

05

Guidance Signage

02

Gate Machine

06

Bench

03

Ticket Booth

07

Trash can

04

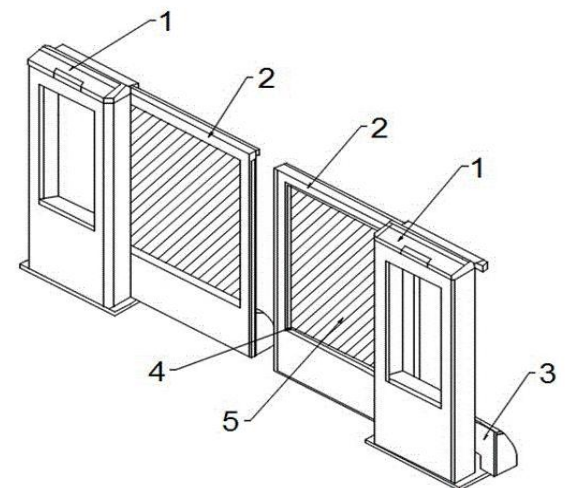
Advertising Box

08

Bus Shelter



**Safety
Door**





There are two main types of screen doors.

One type of screen door is full-facade glass partition wall and movable door, which is set along the edge of the station platform and the two ends of the platform to separate the passenger waiting area on the platform from the train station. It belongs to the fully closed type. This form of screen door is commonly used in underground stations. The main function of the screen door system is to increase the safety of the station platform, save energy and strengthen environmental protection.

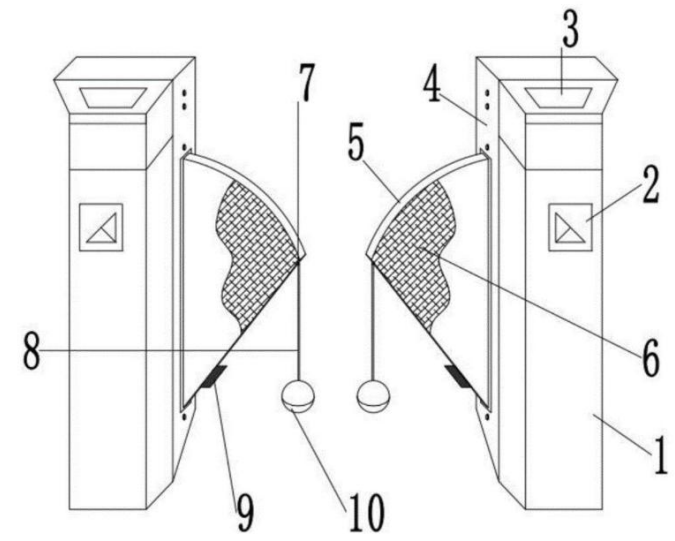
Another type of screen door system is an uncapped glass partition wall and sliding door or stainless steel fence door, belonging to the semi-closed type. The installation position is basically the same as the first way. This type of screen door system is relatively simple than the first type of screen door, the height is lower than the first type of screen door, usually 1.2 ~ 1.5m, the air can circulate through the upper part of the screen door, mainly play an isolation role, to ensure the safety of passengers waiting on the platform, also known as the safety door.



支线——不锈钢屏蔽门 |
Jbway——Stainless Steel Screen Doors Fabrication



**Gate
Machine**





— There are three main types of gate machines.

According to the different control modes of the movement, it is divided into mechanical, semi-automatic and automatic. Mechanical is through the human control of the arresting body (connected with the movement) operation, mechanical limit control movement stop; Semi-automatic is through the electromagnet to control the movement and stop; Fully automatic is through the motor to control the movement and stop.

By controlling the movement and stop, the arresting body is further controlled to open and close.

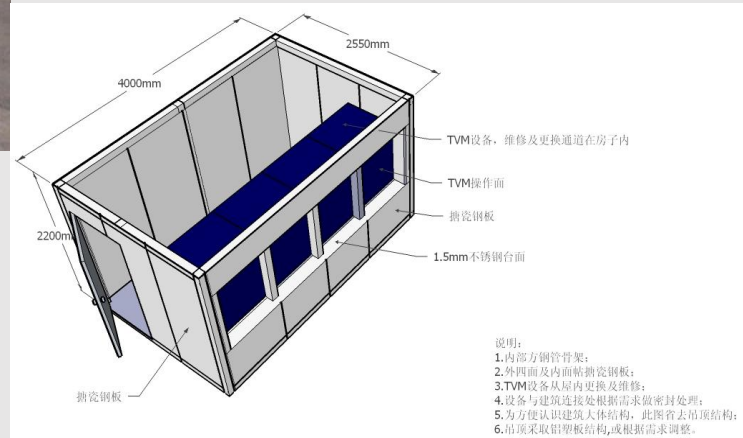
According to the different number of movement and arresting body contained in the same gate, the gate can be divided into single movement (including 1 movement and 1 arresting body) and double movement (including 2 movements and 2 arresting bodies, showing left and right symmetrical form).

According to the arresting body and the arresting way, it can be divided into three roller brake, swing brake, wing brake, translation brake, turn brake, one word brake, etc





**Ticket
Booth**






Ticket Booth generally using stainless steel plate, color steel plate, aluminum plastic plate materials, different styles, size can be determined according to their own site size.

The basic components: the top cover, the pillar support, the framework, the outer cover plate, the inner sealing plate, the movable door & movable window, the electrical appliances.





Advertising Box





Advertising Box generally use stainless steel, aluminum and other metal for the outer frame, then with glass, plastic, acrylic, or inkjet cloth as the display area.

The use of box-type hollow structure of the advertising carrier, It is waterproof, luminescent and other characteristics. Mainly suitable for indoor and outdoor advertising.






Guidance Signage






Guidance Signage material: stainless steel, acrylic, aluminum, brass, wood, LED, etc.

Usually choose stainless steel mirror or hairline sheets, titanium plate, glass, acrylic plate, copper plate, aluminum plate, cold rolled plate, marble, stainless steel tube, solid wood as the surface material, the internal structure of stainless steel tube, black metal profile for strengthening material, light source with LED, plasma lamp, neon, light guide plate and other related materials.





Bench





Stainless steel benches are generally divided into board, hand and foot accessories, beams, legs, supporting leather pads, etc. The material has a long service life.

Stainless steel seats belong to the public seat series, so its scope of application: large airport waiting hall, high-speed railway waiting hall, bus station waiting hall, wharf, hospital, bank business hall, urban residential area, business district, public activity area, tourist area and other public places.





Trash
Can





Stainless steel trash can is resistant to air, steam, water and other weak corrosive media and acid, alkali, salt and other chemical corrosive media corrosion, so the use of stainless steel trash can longer

Stainless steel trash can itself without plastic spray will not fade phenomenon to ensure beautiful, the whole body stainless steel made of garbage can also has fire prevention function, strong and durable.

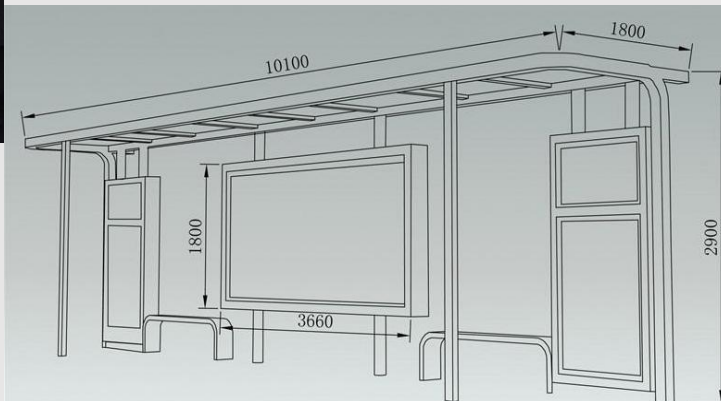
Stainless steel dustbin features: high durability and good fireproof function.

Stainless steel color beautiful, give a person with dazzling tall still feeling.






**Bus
Shelter**





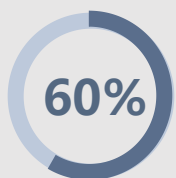
Bus Shelter is mainly composed of ceiling, column, top bow, advertising light box and stool, also useful partition to replace advertising light box

Stainless steel plate or galvanized plate is the most important material of the shelter, also have the use of aluminum profiles



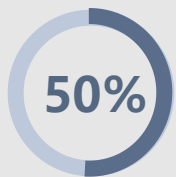


— Services Support



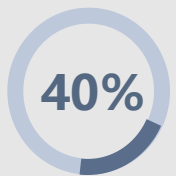
quality warranty

titanium coating thickness 0.06um, the highest standards, uniform and durable color, warranty for 30 years



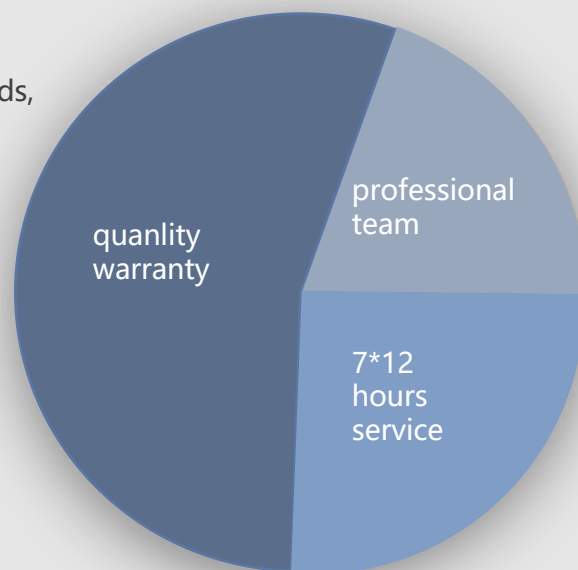
professional team

metal materials optimization, material saving processing method, deepen drawings confirm;



7*12 hours service

real-time quotes; free samples; after-sales service;





— Advantages

one stop service

Pre-sales technical support, material optimization, surface treatment, sheet metal processing, welding production, assembly and installation, after-sales service as one of the comprehensive one-stop service enterprise, to provide customers with a complete set of service support save worry, time and effort





THANKS

Contact Information

Email: xinling@xinlingbd.com

Tel: 0086-10-51077439

Website: www.xinlingbd.com

Wechat: kritin11t

