

PTFE 半成品

PTFE semifinished products

The logo for FLUORTEN, featuring a stylized circular icon to the left of the word "FLUORTEN" in a bold, sans-serif font, with a registered trademark symbol (®) to the upper right of the word.

## 我们的历史

自1966年成立以来，FLUORTEN 公司一直以提供高品质的产品而著称。

这些年来，公司一直保持稳定的发展，经济和技术实力不断提高。

随着与客户共同成长，公司业务从最初生产氟的聚合物产品，逐步扩大到加工其他工业聚合物的部件。

FLUORTEN公司的商业哲学---通过与每个客户共同解决项目设计和生产中的难题来获得有竞争力的产品，不断的推动公司增加对人才和技术的投入。

目前，FLUORTEN 公司的生产包括非常现代化的项目设计，挤出、模压和机械加工厂，同时通过技术人员的监控和可靠的标准来确保内部加工质量，从而为客户提供最高等级的 PTFE 的半成品和成品以及注塑模压的工业聚合物产品，这些在其他地方很难获得。

## Our history

*Since its foundation in 1966, FLUORTEN has always identified itself with the brand that distinguishes high Quality products.*

*Over the years, the Company has been able to develop solidly, with a growth compatible to its own technical and economic capacities.*

*The activity started with fluoropolymers has been gradually expanded with the processing of technical parts in technopolymers, closely developed with the Customer.*

*FLUORTEN corporate "philosophy" to work with each Customer to solve project design and production problems to obtain a competitive product, has continuously driven the Company to invest in people and technologies.*

*Currently FLUORTEN production is composed of very modern project design, extrusion, moulding and mechanical processing plants to supply semi-finished or finished products in PTFE and injection moulded Technopolymers of the highest Quality as well as technicians that can guarantee an internal process with monitoring and reliability standards that are difficult to find elsewhere.*

# 模压产品的特性

## PROPERTIES OF MOULDED PTFE

性能 PROPERTIES		单位 UNIT OF MEASURES	典型数值 TYPICAL VALUES	ASTM方法 ASTM METHOD
物理和机械性能 PHYSICAL AND MECHANICAL PROPERTIES	密度 Density	g/cm <sup>3</sup>	2.13-2.19	D-1457-75
	水吸收率 Water absorption	%	<5/10 <sup>3</sup>	D-570
	可燃性 Flammability	-	不可燃 doesn't burn	D-635
	耐气候性 Weathering resistance	-	优秀 excellent	-
	硬度 Hardness	肖氏 D	≥ 54	D-676
	抗拉强度 Tensile strength	MPa	20-30	D-1457-75
	断裂伸长 Elongation at break	%	200-350	D-1457-75
	抗弯强度, 23 Flexural strength. 23 °C	MPa	不会断裂 doesn't break	D-790
	1%变形的耐压强度, 23 Compressive strength at 1% deformation. 23 °C	MPa	4.2	D-695-54
	耐压强度 Compressive strength	MPa	7	D-695-54
	8.4MPa载荷下的变形 Deformation under 8.4 MPa load	%	15	D-621
	14MPa载荷下的变形 Deformation under 14 MPa load	%	8	D-621
	23 °C 下的弯曲系数 Flexural modulus at 23 °C	MPa	350-630	D-747
	冲击强度, -57 Impact resistance. -57 °C	J/m	107	D-256
	冲击强度, 23 Impact resistance. 23 °C	J/m	161	D-256
冲击强度, 77 Impact resistance. 77 °C	J/m	322	D-256	
静态摩擦系数 Static coefficient of friction	-	0.04	D-1894-78	
动态摩擦系数 Dynamic coefficient of friction	-	0.07-0.14	D-1894-78	
热性能 THERMAL PROPERTIES	比热容量 Specific heat	Cal/°C-g	0.25	-
	热传导性 4.5mm Thermal conductivity 4.5 mm	W/m K	0.24	C-177
	线性热膨胀系数 Linear thermal expansion coefficient	10 <sup>-6</sup> /°C	100	D-696
	弯曲载荷下的偏差温度, 0.46MPa Deflection temperature under flexural load	°C	140	D-648-72
电性能 ELECTRICAL PROPERTIES	绝缘强度 Dielectric strength	KV/mm	≥ 20	D-149
	表面弧阻 Surface arc resistance	S	700秒后没有痕迹 After 700 S does not track	D-495-42
	体积电阻 Volume resistivity	Ohm-cm	> 10 <sup>18</sup>	D-257
	表面电阻 Surface resistivity	Ohm	> 10 <sup>16</sup>	D-257
	从50到10 <sup>8</sup> Hz的电容率 Dielectric constant from 50 to 10 <sup>8</sup> Hz	-	2.1	D-150
	从50到10 <sup>8</sup> Hz的功率因素tg δ Power factor tg δ from 50 to 10 <sup>8</sup> Hz	-	3/10 <sup>4</sup>	D-150

数据代表软带和板材的平均值。对于其他种类的PTFE半成品可能会有微小变化。  
Data represent average values for tape and sheet lots. These can vary slightly with other kind of semifinished PTFE items.

# 填充的PTFE

## FILLED PTFE

标准的填充PTFE半成品

STANDARD FILLED PTFE FOR SEMIFINISHED PRODUCTS

填充物/FILLERS	FLUORTEN 代码 / FLUORTEN SYMBOL
玻璃 / Glass	V-951 V-902 V-853 V-804 V-755 V-608
玻璃 - 石墨 / Glass - Graphite	VG-7541 VG-8031
玻璃 - 二硫化钼 / Glass - Molybdenum Disulphide	VM-8031 VM-7051
玻璃 - 石墨 - 二硫化钼 / Glass - Graphite - Molybdenum Disulphide	VGM-70411
软碳 / Carbon soft	CC-902 CC-755 CC-657
碳 - 石墨 / Carbon - Graphite	C-902 C-853 C-804 C-755 C-657
碳 - 玻璃 / Carbon - Glass	CV-7532
石墨 / Graphite	G-951 G-902 G-853
铜粉 / Bronze	B-804 B-608 B-4012 B-8/04 G-H
铜粉 - 二硫化钼 / Bronze - Molybdenum Disulphide	BM-40111 BM-57806
铜粉 - 石墨 / Bronze - Graphite	BG-40111
二硫化钼 / Molybdenum Disulphide	M-99902 M-99706 M-9706

未列出的PTFE填充化合物，可根据特殊需求生产。

Unlisted PTFE filled compounds are manufactured on specific request.

# RULON®

## RULON®

RULON 的半成品

RULON FOR SEMIFINISHED PRODUCTS

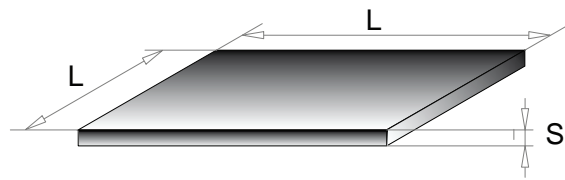
类型/ TYPE	颜色 / COLOUR	认证 / OMOLO GATIONS
RULON 641	白色 / White	FDA compliant
RULON 1337	浅栗色 / light Maroon	FDA compliant
RULON 1439	白色 / White	FDA compliant
RULON 123	深灰色 / dark gray	FDA compliant
RULON LR	红栗色 / Red Maroon	
RULON W2	黑色 / Black	
RULON J	金色 / Gold	

RULON® 是圣戈班高能塑料公司的注册商标

Rulon® is a Saint Gobain Performance Plastic registered trademark.

# PTFE板材

## PTFE SHEETS



公差		
厚度从 2 到 3 mm		±0.1
厚度从 4 到 7 mm		$^{+0}$ <sub>-1</sub>
厚度从 8 到 12 mm		$^{+0}$ <sub>-1.5</sub>
厚度 大于 12 mm		+15%
尺寸:		
300x300		+3%
600x600		+3%
1000x1000		+3%
1200x1200		±20

### TOLERANCES

FOR THICKNESSES from 2 to 3 mm:		±0.1
FOR THICKNESSES from 4 to 7 mm:		$^{+0}$ <sub>-1</sub>
FOR THICKNESSES from 8 to 12 mm:		$^{+0}$ <sub>-1.5</sub>
FOR THICKNESSES over 12 mm:		+15%
FOR SIZES:		
300x300		+3%
600x600		+3%
1000x1000		+3%
1200x1200		±20

厚度为 2 - 2.5 - 3 的板材通过切削带来获得。  
表中未列的厚度可根据要求提供。  
板材也可以提供不同类型的填充PTFE材质。  
只有填充PTFE的板材厚度 3mm时，公差为  $^{+0}$ <sub>-1</sub>

*Sheets with thickness 2 - 2.5 - 3 are obtained from skived tape.  
Thicknesses unlisted on this table can be supplied on request.  
Sheets can also be supplied in different types of FILLED PTFE.  
Only for FILLED PTFE sheets thickness 3 tolerance  $^{+0}$ <sub>-1</sub>*

S 厚度 THICKNESS	L x L (尺寸 / SIZE)			
	300 x 300	600 x 600	1000 x 1000	1200 x 1200
2	0.4	1.5	4.5	6.3
2.5	0.5	2.0	5.7	7.9
3	0.6	2.5	7.0	9.5
4	0.8	3.2	9.0	12.6
5	1.0	4.0	11.5	15.8
6	1.2	5.0	13.8	19.0
8	1.5	6.4	18.5	25.3
10	2.0	8.0	23.0	31.7
12	2.5	9.5	27.5	38.0
14	2.8	11.0	32.0	44.3
15	3.0	12.0	35.0	47.5
20	4.0	16.0	46.0	63.4
22	4.4	17.4	48.4	69.6
25	5.0	20.0	57.0	79.2
30	6.0	24.0	70.0	95
40	8.0	32.0	92.0	126.7
50	10.0	40.0	-	-
60	12.0	48.0	-	-
70	13.9	56.0	-	-
80	-	64.0	-	-

Theoretical kg. Weight each sheet  
每张板的理论重量 Kg

# PTFE凹凸板材

## DIMPLED PTFE SHEETS

符合EN 1337 - 2 欧洲质量标准的PTFE轴承垫

EN 1337- 2 NORM FOR QUALITY STANDARDS PTFE BEARINGS

厚度公差:	
尺寸 1200 : +0.3 / -0	
尺寸 1200 : +0.4 / -0	

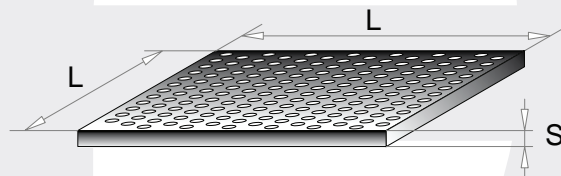
标准尺寸:	
600x600 +3%	
1000x1000 +3%	
1200x1200 ±20	

TOLERANCES THICKNESSES  
WITH DIMENSIONS ≤ 1200: +0.3 / -0  
WITH DIMENSIONS ≥ 1200: +0.4 / -0

FOR STANDARD SIZES:	
600x600 +3%	
1000x1000 +3%	
1200x1200 ±20	

可以提供圆盘型。  
未列明尺寸的垫片和圆盘可根据要求提供。  
垫片和圆盘可提供填充的PTFE材质。  
垫片和圆盘可提供蚀刻处理。

*Can be supplied in discs shape.  
Unlisted pads and discs can be supplied on request.  
Pads and discs can be supplied in FILLED PTFE.  
Pads and discs can be supplied etched.*



S 厚度 THICKNESS	LxL (尺寸 / SIZE)		
	600 x 600	1000 x 1000	1200 x 1200
4.5	3.6	10.0	14.3
5	4.0	11.0	15.9
5.5	4.4	12.2	17.5
6	5.0	13.8	19.0

Theoretical kg. Weight each sheet  
每张板的理论重量 Kg

薄壁管材  
Thin Wall Tubings

细管材  
Spaghetti

管材  
Sleeves

挤出管材  
Extruded Tubes

棒材  
Rods

软带  
Tapes

板材  
Sheets

填充的PTFE - RULON®  
Filled PTFE - RULON®

PTFE  
PTFE

# PTFE切削带

## PTFE SKIVED TAPES

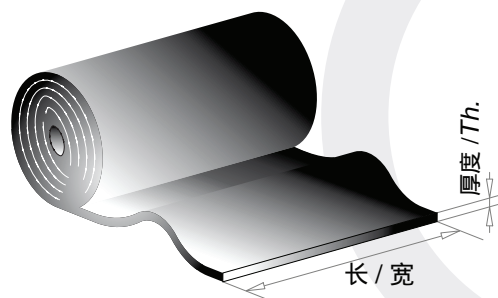
公差		
厚度 0.05 mm		±0.015
厚度从 0.1 到 0.2 mm		±0.025
厚度从 0.25 到 0.5 mm		±0.040
厚度从 0.8 到 1.2 mm		±0.060
厚度从 1.5 到 1.9 mm		±0.075
厚度从 2 到 6 mm		±0.1

宽度 = 300	+10 -0
宽度 = 600	+15 -0
宽度 = 1000	+20 -0
宽度 = 1200	±20

**TOLERANCES**  
 FOR THICKNESSES 0.05 mm ±0.015  
 FOR THICKNESSES from 0.1 to 0.2 mm: ±0.025  
 FOR THICKNESSES from 0.25 to 0.5 mm: ±0.040  
 FOR THICKNESSES from 0.8 to 1.2 mm: ±0.060  
 FOR THICKNESSES from 1.5 to 1.9 mm: ±0.075  
 FOR THICKNESSES from 2 to 6 mm: ±0.1

FOR WIDTHS = 300: +10  
 -0  
 FOR WIDTHS = 600: +15  
 -0  
 FOR WIDTHS = 1000: +20  
 -0  
 FOR WIDTHS = 1200: ±20

未列明尺寸的纯PTFE和填充PTFE的软带可根据要求提供。  
 Unlisted PURE and FILLED PTFE tapes can be supplied on request.



PTFE切削带 PTFE SKIVED TAPES		
厚度 / Th.	Kg / m <sup>2</sup>	长 / 宽
0.05	0.11	从 6 到 600
0.10	0.22	
0.15	0.35	
0.20	0.45	
0.25	0.55	从 6 到 1200
0.30	0.70	
0.40	0.90	
0.50	1.15	
0.80	1.80	从 15 到 1200
1.00	2.30	
1.20	2.85	
1.50	3.30	
2.00	4.40	
2.50	5.50	
3.00	6.60	
4.00	8.80	
4.50	9.90	从 20 到 1200
5.00	11.00	
5.50	12.10	
6.00	13.20	

Unlisted PURE and FILLED PTFE tapes can be supplied on request.  
 未列明尺寸的纯PTFE和填充PTFE的软带可根据要求提供。

# PTFE蚀刻切削带

## PTFE ETCHED SKIVED TAPES

公差		
厚度从 0.1 到 0.2 mm		±0.025
厚度从 0.25 到 0.5 mm		±0.040
厚度从 0.8 到 1.2 mm		±0.060
厚度从 1.5 到 1.9 mm		±0.075
厚度从 2 到 4 mm		±0.1

宽度 = 300	+10 -0
宽度 = 600	+15 -0
宽度 = 1000	+20 -0
宽度 = 1200	±20

FOR THICKNESSES from 0.25 to 0.5 mm:  
**TOLERANCES**  
 FOR THICKNESSES from 0.1 to 0.2 mm: ±0.025  
 ±0.040  
 FOR THICKNESSES from 0.8 to 1.2 mm: ±0.060  
 FOR THICKNESSES from 1.5 to 1.9 mm: ±0.075  
 FOR THICKNESSES from 2 to 4 mm: ±0.1

FOR WIDTHS = 300: +10  
 -0  
 FOR WIDTHS = 600: +15  
 -0  
 FOR WIDTHS = 1000: +20  
 -0  
 FOR WIDTHS = 1200: ±20

未列明尺寸的纯PTFE和填充PTFE的软带可根据要求提供  
 Unlisted PURE and FILLED PTFE tapes can be supplied on request.

PTFE蚀刻切削带 PTFE ETCHED SKIVED TAPES		
厚度 / Th.	Kg / m <sup>2</sup>	长 / 宽
0.10	0.22	600
0.15	0.35	
0.20	0.45	
0.25	0.55	
0.30	0.70	600
0.40	0.90	
0.50	1.15	
0.80	1.80	
1.00	2.30	
1.20	2.85	
1.50	3.30	
2.00	4.40	
2.50	5.50	1000
3.00	6.60	
4.00	8.80	
4.00	8.80	

Unlisted PURE and FILLED PTFE tapes can be supplied on request.  
 未列明尺寸的纯PTFE和填充PTFE的软带可根据要求提供。

# PTFE模压棒材

## PTFE MOULDED RODS

公差	
直径从 40 到 80 mm	+3 -0
直径从 82 到 120 mm	+4 -0
直径从 125 到 200 mm	+5 -0
直径 200 mm	+7 -0

**TOLERANCES**

FOR DIAMETERS from 40 to 80 mm: +3  
-0

FOR DIAMETERS from 82 to 120 mm: +4  
-0

FOR DIAMETERS from 125 to 200 mm: +5  
-0

FOR DIAMETERS from 200 and over: +7  
-0

长度 (L) :

150	-0 +5
300	+15 -0
500	-0 +15
600	-0 +30
1000	-0 +50

**LENGHT (L):**

FOR 150 -0  
+5

FOR 300 -0  
+15

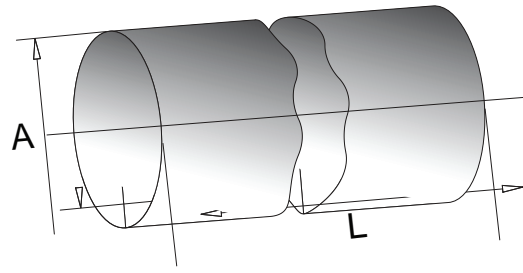
FOR 500 -0  
+15

FOR 600 -0  
+30

FOR 1000 -0  
+50

- 最长可提供500 mm
- 最长可提供600 mm
- 最长可提供1000 mm

- Can be supplied in max lenght of 500 mm
- \* - Can be supplied in max lenght of 600 mm
- Can be supplied in max lenght of 1000 mm



A	Kg/m	L
40	3.00	300
43	3.50	
46	4.00	
48	4.32	
50 ●	4.67	
52 ★	5.04	
54	5.42	
55 ●	5.60	
57	6.00	
60 ●	6.65	
62	7.10	
65 ▲	7.75	
68	8.50	
70 ●	9.00	
75 ▲	10.25	
80 ●	11.60	

A	Kg/m	L
82 ★	12.20	300
85 ●	13.10	
90 ●	14.60	
95	16.25	
100 ●	18.00	
105	19.80	
110	21.65	
115	23.65	
120 ●	25.70	
125	27.90	
130	30.10	
135	32.45	
140	34.85	
145	37.35	
150 ●	39.90	
155	42.60	

A	Kg/m	L
160	45.35	300
165	48.20	
170	51.10	
175	53.50	
180	57.25	
185	59.80	
190	63.70	
200 ▲	70.50	
210	77.65	
220 ★	85.15	
230	93.00	
240	101.20	
250	109.70	
260	118.60	
280	137.40	
300	157.60	

重量为理论重量。 weights are to be intended as theoretical.

未列明尺寸的纯PTFE和填充PTFE的棒材可根据要求提供。填充PTFE最长200 mm。

Unlisted pure and FILLED PTFE rods can be supplied on request. FILLED PTFE in max. lenght of 200 mm.

# PTFE挤出棒材

## PTFE EXTRUDED RODS

公差	
直径从 5 到 11 mm	-0 +0.7
直径从 11.5 到 21 mm	-0 +1
直径 22 mm	-0 +2
标准长度 (L) 1 m或2 m	+20 +20

**TOLERANCES**

FOR DIAMETERS from 5 to 11 mm: -0  
+0.7

FOR DIAMETERS from 11.5 to 21 mm: -0  
+1


FOR DIAMETERS from 22 mm and over: -0  
+2

FOR STANDARD LENGTHS (L) 1 or 2 m: +20  
+20

- \* - 最长可提供2 m
- 未列明尺寸的纯PTFE和填充PTFE的挤出棒材，以及根据MIL 104标准的彩色种类，可根据要求提供。

- \* - Max length 2 m.
- Unlisted PURE and FILLED PTFE extruded rods as well as coloured types acc. to MIL 104 standard can be supplied on request.

对于特殊的化合物 40 mm，请联系我们。  
For special compound  $\varnothing \geq 40$  mm please contact us.



A	Kg/m
5	0.06
6	0.08
7	0.10
8	0.13
8.5	0.14
9	0.16
10	0.19
10.5	0.21
11	0.23
11.5	0.27
12	0.30
12.5	0.32
13	0.34
14	0.39
15	0.45
15.5	0.47
16	0.50
17	0.56
18	0.63
20	0.76
21	0.84
22	1.00
23	1.08

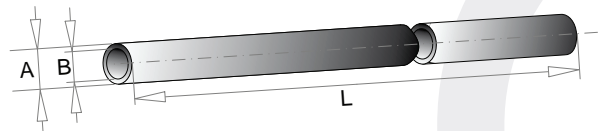
A	Kg/m
24	1.17
25	1.26
26	1.36
28	1.55
29	1.66
30	1.77
32	2.00
34	2.24
35	2.37
38	2.77
40	3.05
44	3.66
45 *	3.82
50 *	4.67
54 *	5.42
55 *	5.61
60 *	6.64
65 *	7.75
66 *	7.99
68 *	8.47
70 *	8.96
80 *	11.62

重量为理论重量。 weights are to be intended as theoretical.



# PTFE挤出管材

## PTFE EXTRUDED TUBES



公差  
直径从 10x5 到 22x17 mm  
直径从 82 到 120 mm  
标准长度 (L) 1 m或2 m

A	B
$-0$ $+1.2$	$-1$ $+0$
$-0$ $+1.2$	$-1$ $+0$

**TOLERANCES**  
FOR DIAMETERS from 10x5 to 22x17  
FOR STANDARD LENGTHS (L) 1 or 2 m:

未列明尺寸的纯PTFE和填充PTFE的挤出管材可根据要求提供。  
填充PTFE最大外径 OD = 80 mm。  
特殊要求请联系我们。

*Unlisted PURE and FILLED PTFE EXTRUDED TUBES can be supplied on request.*  
*FILLED PTFE max OD=80 mm.*  
*For special requirements contact us.*

A x B	Kg/m
10x5	0.20
10x7	0.13
11x5	0.22
11x6	0.20
11x7	0.17
12x5	0.25
12x6	0.24
12x7	0.20
12x8	0.18
13x5	0.30
13x6	0.28
13x7	0.25
13x8	0.24
13x9	0.20
14x6	0.35
14x7	0.30
14x8	0.28
14x9	0.25
14x10	0.20
15x5	0.40
15x7	0.37
15x8	0.35
15x9	0.30
15x10	0.28
15x11	0.25
16x6	0.45

A x B	Kg/m
16x8	0.40
16x9	0.37
16x10	0.35
16x11	0.30
16x12	0.25
17x8	0.45
17x10	0.40
17x11	0.35
17x12	0.33
17x13	0.30
18x4	0.60
18x6	0.56
18x7	0.53
18x8	0.50
18x9	0.48
18x10	0.45
18x11	0.43
18x12	0.40
18x13	0.35
18x14	0.30
19x10	0.55
19x11	0.50
19x12	0.45
19x13	0.40
19x14	0.35
19x15	0.30

A x B	Kg/m
20x6	0.70
20x8	0.65
20x9	0.63
20x10	0.60
20x11	0.57
20x12	0.55
20x13	0.50
20x14	0.45
20x15	0.40
20x16	0.35
21x9	0.70
21x10	0.65
21x13	0.55
21x15	0.45
21x16	0.40
21x17	0.35
22x6	0.85
22x8	0.80
22x10	0.75
22x11	0.73
22x12	0.70
22x13	0.65
22x14	0.60
22x15	0.55
22x16	0.50
22x17	0.45

重量为理论重量。 weights are to be intended as theoretical

公差  
直径从 22x18 到 25x19 mm  
直径从 26x10 到 29x2 mm  
标准长度 (L) 1 m或2 m

A	B
$-0$ $+1.2$	$-1$ $+0$
$-0$ $+1.5$	$-1$ $+0$
$-0$ $+1.0$	$-1$ $+0$

**TOLERANCES**  
FOR DIAMETERS from 22x18 to 25x19  
FOR DIAMETERS from 26x10 to 29x2  
FOR STANDARD LENGTHS 1 or 2 m:

A	B
$-0$ $+1.2$	$-1$ $+0$
$-0$ $+1.5$	$-1$ $+0$
$-0$ $+1.0$	$-1$ $+0$

未列明尺寸的纯PTFE和填充PTFE的挤出管材可根据要求提供。  
填充PTFE最大外径 OD = 80 mm。  
特殊要求请联系我们。

*Unlisted PURE and FILLED PTFE EXTRUDED TUBES can be supplied on request.*  
*FILLED PTFE max OD=80 mm.*  
*For special requirements contact us.*

A x B	Kg/m
22x18	0.40
23x7	0.90
23x8	0.88
23x9	0.85
23x10	0.83
23x11	0.80
23x12	0.75
23x13	0.70
23x14	0.68
23x15	0.65
23x16	0.58
23x17	0.55
23x18	0.48
23x19	0.40
24x10	0.90
24x12	0.85
24x14	0.80
24x15	0.70
24x16	0.65
24x17	0.60
24x18	0.55
25x4	1.15
25x6	1.10
25x8	1.07
25x9	1.05
25x10	1.00

A x B	Kg/m
25x11	0.98
25x12	0.95
25x13	0.90
25x14	0.85
25x15	0.80
25x16	0.75
25x17	0.70
25x18	0.65
25x19	0.60
26x10	1.15
26x14	1.00
26x15	0.95
26x16	0.90
26x17	0.87
26x18	0.80
26x19	0.75
26x20	0.70
26x21	0.63
26x22	0.55
27x10	1.25
27x14	1.10
27x15	1.05
27x16	1.00
27x17	0.95
27x18	0.90
27x19	0.85

A x B	Kg/m
27x20	0.80
27x21	0.70
27x22	0.65
28x9	1.40
28x10	1.35
28x12	1.25
28x14	1.20
28x15	1.15
28x16	1.10
28x17	1.05
28x18	1.00
28x19	0.95
28x20	0.90
28x21	0.80
28x22	0.75
28x24	0.60
29x9	1.50
29x10	1.45
29x12	1.40
29x14	1.30
29x16	1.20
29x17	1.15
29x18	1.10
29x19	1.05
29x20	1.00
29x21	0.95

重量为理论重量。 weights are to be intended as theoretical

# PTFE挤出管材

## PTFE EXTRUDED TUBES

公差  
直径从 29x22 到 38x27 mm  
标准长度 (L) 1 m或2 m

A	B
-0 +1.5	-1 +0
-0 +10	

**TOLERANCES**  
FOR DIAMETERS from 29x22 to 38x27  
FOR STANDARD LENGTHS 1 or 2 m:

A	B
-0 +1.5	-1 +0
-0 +10	

未列明尺寸的纯PTFE和填充PTFE的挤出管材可根据要求提供。  
填充PTFE最大外径 OD = 80 mm。  
特殊要求请联系我们。

*Unlisted PURE and FILLED PTFE EXTRUDED TUBES can be supplied on request.  
FILLED PTFE max OD=80 mm.  
For special requirements contact us.*

A x B	Kg/m
29x22	0.85
29x23	0.80
30x10	1.60
30x12	1.50
30x14	1.45
30x15	1.40
30x16	1.35
30x17	1.30
30x19	1.15
30x21	1.00
30x22	0.95
30x24	0.80
30x25	0.72
31x10	1.70
31x18	1.35
31x20	1.20
31x21	1.15
31x23	1.00
31x24	0.90
31x25	0.85
31x26	0.75
31x27	0.65
32x10	1.80
32x11	1.75
32x14	1.65
32x15	1.60

A x B	Kg/m
32x16	1.55
32x17	1.50
32x19	1.40
32x21	1.25
32x22	1.20
32x23	1.10
32x24	1.00
32x25	0.95
32x26	0.85
34x12	1.95
34x15	1.85
34x17	1.75
34x20	1.55
34x21	1.50
34x23	1.35
34x24	1.25
34x25	1.20
34x26	1.10
35x10	2.15
35x13	2.05
35x14	2.00
35x15	1.95
35x16	1.90
35x17	1.85
35x18	1.80
35x20	1.70

A x B	Kg/m
35x22	1.55
35x23	1.45
35x25	1.30
36x24	1.50
36x26	1.35
36x27	1.25
36x29	1.10
36x30	1.00
37x20	1.95
37x21	1.90
37x23	1.75
37x25	1.55
37x27	1.40
37x28	1.30
37x31	1.00
37x32	0.90
38x15	2.35
38x18	2.20
38x20	2.10
38x21	2.00
38x22	1.95
38x23	1.85
38x24	1.80
38x25	1.70
38x26	1.60
38x27	1.55

公差  
直径从 38x29 到 46x34 mm  
标准长度 (L) 1 m或2 m

A	B
-0 +1.5	-1 +0
-0 +10	

**TOLERANCES**  
FOR DIAMETERS from 38x29 to 46x34  
FOR STANDARD LENGTHS 1 or 2 m:

A	B
-0 +1.5	-1 +0
-0 +10	

未列明尺寸的纯PTFE和填充PTFE的挤出管材可根据要求提供。  
填充PTFE最大外径 OD = 80 mm。  
特殊要求请联系我们。

*Unlisted PURE and FILLED PTFE EXTRUDED TUBES can be supplied on request.  
FILLED PTFE max OD=80 mm.  
For special requirements contact us.*

A x B	Kg/m
38x29	1.35
38x30	1.25
38x31	1.15
38x32	1.05
39x14	2.55
39x15	2.50
39x19	2.30
39x20	2.20
39x22	2.10
39x23	2.00
39x24	1.90
39x25	1.85
39x26	1.75
39x28	1.60
39x29	1.50
39x30	1.40
39x31	1.30
39x32	1.20
39x33	1.05
39x34	0.95
40x15	2.65
40x20	2.35
40x21	2.30
40x23	2.15
40x24	2.05
40x25	2.00

A x B	Kg/m
40x26	2.30
40x27	2.20
40x29	2.05
40x30	1.50
40x31	1.40
40x32	1.30
40x33	1.20
40x34	1.10
42x15	3.30
42x20	3.05
42x22	2.50
42x24	2.35
42x26	2.20
42x28	2.00
42x29	2.30
42x31	2.10
42x33	1.50
42x34	1.40
42x35	1.30
42x36	1.15
42x37	1.05
43x17	3.00
43x18	3.30
44x20	3.35
44x24	3.05
44x25	3.00

A x B	Kg/m
44x26	2.50
44x29	2.20
44x30	2.15
44x33	1.80
44x36	1.45
44x38	1.20
45x9	3.60
45x15	3.40
45x19	3.20
45x20	3.10
45x25	2.75
45x26	2.65
45x27	2.55
45x28	2.50
45x30	2.30
45x31	2.20
45x32	2.10
45x34	1.85
45x35	1.75
45x38	1.35
45x39	1.25
46x26	2.80
46x28	3.65
46x31	2.35
46x33	2.15
46x34	2.00

重量为理论重量。 weights are to be intended as theoretical

重量为理论重量。 weights are to be intended as theoretical

薄壁管材  
Thin Wall Tubings

细管材  
Spaghetti

管材  
Sleeves

挤出管材  
Extruded Tubes

棒材  
Rods

软带  
Tapes

板材  
Sheets

填充的PTFE - RULON®  
Filled PTFE - RULON®

PTFE  
PTFE



# PTFE挤出管材

## PTFE EXTRUDED TUBES

公差  
直径从 46x37 到 49x44 mm  
直径从 50x20 到 62x25 mm  
标准长度 (L) 1 m或2 m

A	B
-0	-1
+1.5	+0
-0	+2
+2	+0
-10	

### TOLERANCES

FOR DIAMETERS from 46x37 to 49x44  
FOR DIAMETERS from 50x20 to 62x25  
FOR STANDARD LENGTHS 1 or 2 m:

A	B
-0	-1
+1.5	+0
-0	+2
+2	+0
-10	

A x B	Kg/m
46x37	1.65
46x38	1.55
46x39	1.40
46x40	1.25
48x18	3.75
48x20	3.60
48x28	3.00
48x30	2.80
48x32	2.60
48x34	2.35
48x35	2.25
48x37	2.00
48x39	1.75
48x40	1.60
48x43	1.20
48x44	1.05
49x29	3.05
49x30	2.95
49x39	1.90
49x41	1.65
49x44	1.20
50x20	4.10
50x23	3.90
50x29	3.40
50x30	3.30
50x32	3.10

A x B	Kg/m
50x38	2.45
50x40	2.20
50x41	2.05
50x42	1.90
50x45	1.50
52x22	4.35
52x25	4.10
52x30	3.70
52x36	3.05
52x38	2.80
52x40	2.55
52x41	2.40
52x42	2.30
52x43	2.15
52x45	1.85
52x46	1.70
52x50	1.06
53x31	3.80
54x33	3.75
54x34	3.65
54x41	2.80
54x43	2.50
54x48	1.75
55x20	5.05
55x25	4.70
55x29	4.35

A x B	Kg/m
55x30	4.25
55x34	3.85
55x37	3.50
55x39	3.25
55x40	3.15
55x41	3.00
55x43	2.70
55x44	2.55
55x45	2.45
55x47	2.10
55x48	1.95
55x50	1.65
60x23	5.90
60x28	5.50
60x47	3.15
60x48	3.00
60x49	2.85
60x50	2.65
60x51	2.50
60x52	2.35
60x53	2.15
60x56	1.60
61x50	2.90
61x53	2.40
61x55	2.00
62x25	6.15

未列明尺寸的纯PTFE和填充PTFE的挤出管材可根据要求提供。

填充PTFE最大外径 OD = 80 mm。  
特殊要求请联系我们。

TUBES can be supplied on request.

Unlisted PURE and FILLED PTFE EXTRUDED

FILLED PTFE max OD=80 mm.

For special requirements contact us.

公差  
直径从 62x30 到 69x57 mm  
直径从 70x60 到 107x99 mm  
标准长度 (L) 1 m或2 m

A	B
-0	-3
+3	+0
-0	+5
+5	+0
-10	

### TOLERANCES

FOR DIAMETERS from 62x30 to 69x57  
FOR DIAMETERS from 70x60 to 107x99  
FOR STANDARD LENGTHS 1 or 2 m:

A	B
-0	-3
+3	+0
-0	+5
+5	+0
-10	

A x B	Kg/m
62x30	5.95
62x36	5.10
62x42	4.30
62x46	3.75
62x48	3.40
62x51	2.95
62x54	2.40
62x56	2.05
64x42	4.75
64x48	3.90
64x50	3.55
64x52	3.20
65x35	5.90
65x40	5.25
65x47	4.25
65x49	3.95
65x50	3.80
65x52	3.45
65x54	3.10
65x56	2.70
65x58	2.35
65x60	1.95
66x52	3.65
66x62	1.80
69x52	4.40
69x57	3.50

A x B	Kg/m
70x60	3.15
74x56	4.95
74x61	3.95
74x64	3.35
74x66	2.90
74x68	2.45
78x50	7.10
78x56	6.00
78x65	4.20
78x68	3.55
78x70	3.05
80x51	7.45
80x66	4.55
82x74	3.25
88x70	6.00
88x78	4.00
88x80	3.50
88x82	2.95
107x99	4.30

未列明尺寸的纯PTFE和填充PTFE的挤出管材可根据要求提供。

填充PTFE最大外径 OD = 80 mm。  
特殊要求请联系我们。

Unlisted PURE and FILLED PTFE EXTRUDED

TUBES can be supplied on request.

FILLED PTFE max OD=80 mm.

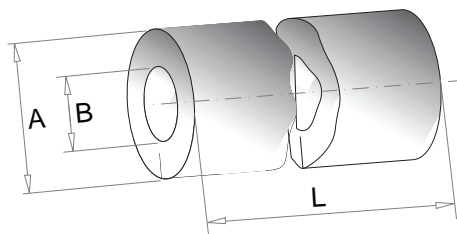
For special requirements contact us.

重量为理论重量。 weights are to be intended as theoretical

重量为理论重量。 weights are to be intended as theoretical

# PTFE模压管材

## MOULDED PTFE SLEEVES



公差  
 外径 (A) : (A):  $0_{-0.2}^{+0}$   
 内径 (B) : (B):  $0_{+0}^{-0.2}$   
 长度 (L) : (L):  $300_{+15}^{-0}$

TOLERANCES  
 OUTSIDE DIAMETER (A):  $0_{-0.2}^{+0}$   
 INSIDE DIAMETER (B):  $0_{+0}^{-0.2}$   
 LENGTH (L):  $300_{+15}^{-0}$

未列明尺寸的纯PTFE和填充PTFE的模压管材可根据要求提供。

填充PTFE管材的长度：

305 mm	OD 300 mm,	最长 200 mm
645 mm	OD 640 mm,	最长 150 mm
	OD 700 mm,	最长 100 mm
	OD > 700 mm,	最长 70 mm

C-755, V-755, V-853的OD从305 mm 到640 mm时, 最长150 mm。

Unlisted PURE and FILLED PTFE moulded sleeves can be supplied on request.

FILLED PTFE in max length of 200 mm up to OD 300 mm. in max length of 150 mm from OD 305 to OD 640. in max length of 100 mm from OD 645 to OD 700. in max length of 70 mm over. Max length of 150 mm from Ø 305 to Ø 640 for C-755 V-755. V-853.

公差  
 外径 (A) :  $0_{-0.2}^{+0}$   
 内径 (B) :  $0_{+0}^{-0.2}$   
 长度 (L) :  $300_{+15}^{-0}$

TOLERANCES  
 OUTSIDE DIAMETER (A):  $0_{-0.2}^{+0}$   
 INSIDE DIAMETER (B):  $0_{+0}^{-0.2}$   
 LENGTH (L):  $300_{+15}^{-0}$

未列明尺寸的纯PTFE和填充PTFE的模压管材可根据要求提供。

填充PTFE管材的最大长度：

305 mm	OD 300 mm,	最长 200 mm
645 mm	OD 640 mm,	最长 150 mm
	OD 700 mm,	最长 100 mm
	OD > 700 mm,	最长 70 mm

C-755, V-755, V-853的OD从305 mm 到640 mm时, 最长150 mm。

Unlisted PURE and FILLED PTFE moulded sleeves can be supplied on request.

FILLED PTFE in max length of 200 mm up to OD 300 mm. in max length of 150 mm from OD 305 to OD 640. in max length of 100 mm from OD 645 to OD 700. in max length of 70 mm over. Max length of 150 mm from Ø 305 to Ø 640 for C-755 V-755. V-853.

A x B	Kg/m
40x10	2.85
40x15	2.65
40x20	2.35
40x25	1.95
43x10	3.30
43x15	3.10
43x20	2.80
43x25	2.40
45x10	3.80
45x15	3.50
45x20	3.30
45x25	2.90
45x30	2.40
47x10	4.15
47x15	3.90
47x20	3.60
47x25	3.25
47x30	2.75
50x10	4.60
50x15	4.35
50x20	4.05
50x25	3.70
50x30	3.20
50x35	2.65
52x10	5.05
52x15	4.85

A x B	Kg/m
52x20	4.55
52x25	4.15
52x30	3.65
52x35	3.10
54x10	5.35
54x15	5.10
54x20	4.80
54x25	4.45
54x30	3.95
54x35	3.50
55x10	5.55
55x15	5.30
55x20	5.00
55x25	4.65
55x30	4.15
55x35	3.60
55x40	2.95
57x10	6.05
57x15	5.80
57x20	5.50
57x25	5.15
57x30	4.65
57x35	4.20
57x40	3.45
60x10	6.70
60x15	6.45

A x B	Kg/m
60x20	6.15
60x25	5.75
60x30	5.30
60x35	4.75
60x40	4.10
60x45	3.35
62x15	6.90
62x20	6.60
62x25	6.20
62x30	5.75
62x35	5.20
62x40	4.55
62x45	3.80
65x15	7.60
65x20	7.30
65x25	6.90
65x30	6.45
65x35	6.10
65x40	5.20
65x45	4.50
65x50	3.65
68x15	8.30
68x20	8.00
68x25	7.60
68x30	7.15
68x35	6.70

A x B	Kg/m
68x40	5.95
68x46	5.05
68x50	4.40
70x15	8.80
70x20	8.50
70x25	8.10
70x30	7.65
70x35	7.10
70x40	6.45
70x45	5.70
70x50	4.90
70x55	3.95
72x20	9.00
72x25	8.65
72x30	8.15
72x35	7.70
72x40	6.95
72x45	6.20
72x50	5.40
72x55	4.50
75x20	10.10
75x25	9.70
75x30	9.20
75x35	8.65
75x40	8.00
75x46	7.10

A x B	Kg/m
75x50	6.45
75x55	5.55
75x60	4.55
80x20	11.35
80x25	10.95
80x30	10.45
80x35	10.15
80x40	9.30
80x45	8.55
80x50	7.70
80x55	6.80
80x60	5.80
80x65	4.75
82x35	10.35
82x40	9.70
82x45	9.00
82x50	8.15
82x55	7.25
82x60	6.25
82x65	5.20
85x20	13.00
85x25	12.70
85x30	12.10
85x35	11.55
85x40	10.90
85x45	10.20

A x B	Kg/m
85x50	9.35
85x55	8.45
85x60	7.45
85x65	6.40
85x70	5.20
90x20	14.55
90x25	14.20
90x30	13.70
90x35	13.15
90x40	12.50
90x45	11.75
90x50	10.95
90x55	10.05
90x60	9.05
90x65	7.95
90x70	6.80
90x75	5.55
95x20	16.40
95x30	15.55
95x35	15.10
95x40	14.30
95x45	13.60
95x50	12.80
95x55	11.85
95x60	10.90
95x65	9.80

重量为理论重量。 weights are to be intended as theoretical

重量为理论重量。 weights are to be intended as theoretical

薄壁管材  
Thin Wall Tubings

细管材  
Spaghetti

管材  
Sleeves

挤出管材  
Extruded Tubes

棒材  
Rods

软带  
Tapes

板材  
Sheets

填充的PTFE - RULON®  
Filled PTFE - RULON®

PTFE  
PTFE

# PTFE模压管材 MOULDED PTFE SLEEVES

公差  
外径 (A) :  $-0$   
内径 (B) :  $-0$   
长度 (L) :  $300^{+0}_{-15}$

外径 (A) :  $-0$   
内径 (B) :  $-0$   
长度 (L) :  $300^{+0}_{-15}$

### TOLERANCES

OUTSIDE DIAMETER (A):  $-0$   
INSIDE DIAMETER (B):  $-0$   
LENGTH (L):  $300^{+0}_{-15}$

OUTSIDE DIAMETER (A):  $-0$   
INSIDE DIAMETER (B):  $-0$   
LENGTH (L):  $300^{+0}_{-15}$

未列明尺寸的纯PTFE和填充PTFE的模压管材可根据要求提供。

填充PTFE管材的长度：

305 mm	OD 300 mm ,	最长 200 mm
645 mm	OD 640 mm ,	最长 150 mm
	OD 700 mm ,	最长 100 mm
	OD > 700 mm ,	最长 70 mm

C-755, V-755, V-853的OD从305 mm 到640 mm时, 最长150 mm。

Unlisted PURE and FILLED PTFE moulded sleeves can be supplied on request.

FILLED PTFE in max length of 200 mm up to OD 300 mm. in max length of 150 mm from OD 305 to OD 640. in max length of 100 mm from OD 645 to OD 700. in max length of 70 mm over.  
Max length of 150 mm from Ø 305 to Ø 640 for C-755 V-755. V-853.

公差  
外径 (A) :  $-0$   
内径 (B) :  $-0$   
长度 (L) :  $300^{+0}_{-15}$

OUTSIDE DIAMETER (A):  $-0$   
INSIDE DIAMETER (B):  $-0$   
LENGTH (L):  $300^{+0}_{-15}$

未列明尺寸的纯PTFE和填充PTFE的模压管材可根据要求提供。

填充PTFE管材的最大长度：

305 mm	OD 300 mm ,	最长 200 mm
645 mm	OD 640 mm ,	最长 150 mm
	OD 700 mm ,	最长 100 mm
	OD > 700 mm ,	最长 70 mm

C-755, V-755, V-853的OD从305 mm 到640 mm时, 最长150 mm。

Unlisted PURE and FILLED PTFE moulded sleeves can be supplied on request.

FILLED PTFE in max length of 200 mm up to OD 300 mm. in max length of 150 mm from OD 305 to OD 640. in max length of 100 mm from OD 645 to OD 700. in max length of 70 mm over.  
Max length of 150 mm from Ø 305 to Ø 640 for C-755 V-755. V-853.

A x B	Kg/m
○ 95x70	8.65
○ 95x75	7.40
○ 95x80	6.05
100x30	17.30
100x40	16.10
100x45	15.35
100x50	14.55
100x55	13.60
100x60	12.65
100x65	11.55
100x70	10.40
100x75	9.15
100x80	7.80
100x85	6.40
105x20	20.00
105x35	18.60
105x40	17.95
105x50	16.40
105x55	15.50
105x60	14.50
105x65	13.40
105x70	12.25
105x75	11.00
105x80	9.65
105x85	8.20
105x90	6.70

A x B	Kg/m
110x20	22.15
110x25	21.75
110x35	20.95
110x40	20.05
110x45	19.35
110x50	18.50
110x55	17.60
110x60	16.60
110x65	15.55
110x70	14.40
110x75	13.10
110x80	11.80
110x85	10.35
110x90	8.85
115x45	21.35
115x55	19.65
115x60	18.65
115x65	17.55
115x70	16.40
115x75	15.15
115x80	13.80
115x85	12.40
115x90	10.90
115x95	9.30
115x100	7.95
120x15	26.80

A x B	Kg/m
120x35	25.20
120x40	24.40
120x50	22.90
120x60	21.00
120x65	19.90
120x70	18.70
120x75	17.50
120x80	16.15
120x85	14.70
120x90	13.20
120x95	11.60
120x100	10.30
125x35	27.75
125x40	26.85
125x50	25.30
125x60	23.40
125x65	22.35
125x70	21.15
125x75	19.90
125x80	18.55
125x85	17.15
125x90	15.65
125x95	14.05
125x100	12.35
125x105	10.60
125x110	9.50

重量为理论重量。 weights are to be intended as theoretical

A x B	Kg/m
130x35	29.80
130x50	27.60
130x60	25.70
130x65	24.65
130x70	23.50
130x80	20.90
130x85	19.45
130x90	17.95
130x95	16.35
130x100	15.35
130x105	12.90
130x110	11.80
130x115	9.90
135x35	32.45
135x55	29.35
135x60	28.35
135x75	24.85
135x80	23.50
135x85	21.95
135x90	20.45
135x95	18.65
135x100	17.65
135x105	15.50
135x110	14.40
135x115	11.70
135x120	10.30

A x B	Kg/m
140x40	34.30
140x60	30.85
140x65	29.75
140x70	28.60
140x75	27.35
140x80	26.00
140x85	24.60
140x90	23.05
140x95	21.50
140x100	20.15
140x105	18.75
140x110	16.90
140x115	14.20
140x120	12.80
140x125	10.70
145x60	34.10
145x65	32.60
145x75	30.20
145x80	28.85
145x85	27.40
145x90	25.90
145x95	24.30
145x100	22.95
145x105	21.55
145x110	19.75
145x115	17.85

A x B	Kg/m
145x120	15.00
145x125	12.90
145x130	11.35
150x50	38.25
150x70	34.10
150x80	31.50
150x85	30.10
150x90	28.55
150x100	25.65
150x105	23.50
150x110	22.40
150x115	20.50
150x120	18.30
150x125	16.20
150x130	14.05
150x135	11.55
155x60	39.10
155x65	38.00
155x70	36.85
155x85	32.85
155x90	31.30
155x95	29.70
155x115	23.25
155x120	21.05
155x125	19.00
155x130	16.10

重量为理论重量。 weights are to be intended as theoretical

# PTFE模压管材

## MOULDED PTFE SLEEVES

公差	
外径 (A) :	$^{+0}_{-4}$
内径 (B) :	$^{+4}_{-0}$
长度 (L) :	$300^{+0}_{-15}$

### TOLERANCES

OUTSIDE DIAMETER (A):	$^{+0}_{-4}$
INSIDE DIAMETER (B):	$^{+4}_{-0}$
LENGTH (L):	$300^{+0}_{-15}$

未列明尺寸的纯PTFE和填充PTFE的模压管材可根据要求提供。

填充PTFE管材的长度：

OD 300 mm ,	最长 200 mm
305 mm OD 640 mm ,	最长 150 mm
645 mm OD 700 mm ,	最长 100 mm
OD > 700 mm ,	最长 70 mm

C-755, V-755, V-853的OD从305 mm 到640 mm时, 最长150 mm。

Unlisted PURE and FILLED PTFE moulded sleeves can be supplied on request.

FILLED PTFE in max length of 200 mm up to OD 300 mm. in max length of 150 mm from OD 305 to OD 640. in max length of 100 mm from OD 645 to OD 700. in max length of 70 mm over.  
Max length of 150 mm from Ø 305 to Ø 640 for C-755 V-755. V-853.

公差	
▲ 外径 (A) :	$^{+0}_{-4}$
内径 (B) :	$^{+4}_{-0}$
长度 (L) :	$300^{+0}_{-15}$

外径 (A) :	$^{+0}_{-5}$
内径 (B) :	$^{+5}_{-0}$
长度 (L) :	$300^{+0}_{-15}$

### TOLERANCES

OUTSIDE DIAMETER (A):	$^{+0}_{-4}$
INSIDE DIAMETER (B):	$^{+4}_{-0}$
LENGTH (L):	$300^{+0}_{-15}$
OUTSIDE DIAMETER (A):	$^{+0}_{-5}$
INSIDE DIAMETER (B):	$^{+5}_{-0}$
LENGTH (L):	$300^{+0}_{-15}$

未列明尺寸的纯PTFE和填充PTFE的模压管材可根据要求提供。

填充PTFE管材的长度：

OD 300 mm ,	最长 200 mm
305 mm OD 640 mm ,	最长 150 mm
645 mm OD 700 mm ,	最长 100 mm
OD > 700 mm ,	最长 70 mm

C-755, V-755, V-853的OD从305 mm 到640 mm时, 最长150 mm。

Unlisted PURE and FILLED PTFE moulded sleeves can be supplied on request.

FILLED PTFE in max length of 200 mm up to OD 300 mm. in max length of 150 mm from OD 305 to OD 640. in max length of 100 mm from OD 645 to OD 700. in max length of 70 mm over.  
Max length of 150 mm from Ø 305 to Ø 640 for C-755 V-755. V-853.

A x B	Kg/m
155x140	11.90
160x40	45.40
160x45	44.50
160x60	41.95
160x70	39.70
160x75	38.45
160x80	37.10
160x85	35.70
160x90	34.15
160x100	31.55
160x105	29.85
160x110	28.00
160x115	26.10
160x120	23.90
160x125	21.80
160x130	18.50
160x135	17.15
160x140	14.75
160x145	12.35
165x85	39.20
165x95	36.10
165x100	34.05
165x105	32.65
165x110	31.55
165x115	29.60
165x120	27.45

A x B	Kg/m
165x125	25.35
165x130	23.15
165x135	20.65
165x140	18.25
165x145	15.85
165x150	13.35
170x50	50.40
170x70	46.25
170x80	43.65
170x90	40.70
170x100	37.80
170x110	34.55
170x115	32.65
170x120	30.45
170x125	28.35
170x130	25.50
170x135	23.70
170x140	21.30
170x145	18.90
170x150	16.35
170x155	12.25
175x100	41.55
175x115	36.40
175x125	31.50
175x130	29.95
175x140	25.05

A x B	Kg/m
175x150	20.10
180x30	59.80
180x40	58.60
180x60	55.15
180x80	50.55
180x90	47.40
180x95	45.75
180x100	44.40
180x110	40.45
180x115	39.30
180x125	34.40
180x130	32.85
180x135	30.35
180x140	27.95
180x145	25.55
180x150	23.00
180x155	20.15
180x160	17.40
180x165	14.65
185x80	54.60
185x125	38.70
185x130	37.15
185x140	31.80
185x150	27.30
185x155	24.45
185x160	21.70

重量为理论重量。 weights are to be intended as theoretical

A x B	Kg/m
▲ 185x165	19.20
190x60	62.15
190x70	59.90
190x90	54.40
190x110	48.25
190x120	43.50
190x130	38.75
190x140	34.95
190x145	32.55
190x150	29.55
190x155	25.90
190x160	24.45
190x165	21.95
190x170	18.50
190x175	15.50
200x45	71.95
200x80	64.40
200x90	61.45
200x100	58.50
200x120	51.20
200x130	45.80
200x135	43.45
200x140	42.00
200x145	39.60
200x150	37.10
200x160	31.50

A x B	Kg/m
200x165	29.00
200x170	25.50
200x175	22.55
200x180	19.50
210x70	75.10
210x115	61.55
210x130	53.00
210x140	50.15
210x150	45.25
210x160	39.65
210x165	37.10
210x170	33.65
210x175	30.70
210x180	27.60
210x190	20.60
220x70	82.90
220x130	61.70
220x145	54.55
220x150	53.00
220x160	47.40
220x170	41.45
220x175	38.45
220x180	35.40
220x190	28.35
220x200	21.20
230x100	83.35

A x B	Kg/m
230x110	79.00
230x130	70.65
230x150	61.95
230x155	59.10
230x160	56.35
230x170	50.40
230x180	44.35
230x190	37.95
230x200	30.20
230x210	24.15
240x110	87.90
240x120	83.90
240x140	75.40
240x150	70.45
240x180	52.85
240x190	47.45
240x200	38.70
240x210	32.65
240x220	24.45
250x40	115.75
250x100	101.25
250x130	89.35
250x150	80.20
250x165	72.10
250x180	62.60
250x190	56.20

重量为理论重量。 weights are to be intended as theoretical

薄壁管材  
Thin Wall Tubings

细管材  
Spaghetti

管材  
Sleeves

挤出管材  
Extruded Tubes

棒材  
Rods

软带  
Tapes

板材  
Sheets

填充的PTFE - RULON®  
Filled PTFE - RULON®

PTFE  
PTFE



# PTFE模压管材 MOULDED PTFE SLEEVES

## 公差

外径 (A) :  $^{+0}_{-0.5}$   
内径 (B) :  $^{+0}_{-0.5}$   
长度 (L) :  $300^{+0}_{-15}$

△ 外径 (A) :  $^{+0}_{-0.8}$   
内径 (B) :  $^{+0}_{-0.8}$   
长度 (L) :  $300^{+0}_{-15}$

▲ 外径 (A) :  $^{+0}_{-0.8}$   
内径 (B) :  $^{+0}_{-0.8}$   
长度 (L) :  $150^{+0}_{-10}$

● 外径 (A) :  $^{+0}_{-12}$   
内径 (B) :  $^{+0}_{-12}$   
长度 (L) :  $150^{+0}_{-10}$

## TOLERANCES

OUTSIDE DIAMETER (A) :  $^{+0}_{-0.5}$   
INSIDE DIAMETER (B) :  $^{+0}_{-0.5}$   
LENGTH (L) :  $300^{+0}_{-15}$

△ OUTSIDE DIAMETER (A) :  $^{+0}_{-0.8}$   
INSIDE DIAMETER (B) :  $^{+0}_{-0.8}$   
LENGTH (L) :  $300^{+0}_{-15}$

▲ OUTSIDE DIAMETER (A) :  $^{+0}_{-0.8}$   
INSIDE DIAMETER (B) :  $^{+0}_{-0.8}$   
LENGTH (L) :  $150^{+0}_{-10}$

● OUTSIDE DIAMETER (A) :  $^{+0}_{-12}$   
INSIDE DIAMETER (B) :  $^{+0}_{-12}$   
LENGTH (L) :  $150^{+0}_{-10}$

未列明尺寸的纯PTFE和填充PTFE的模压管材可根据要求提供。

填充PTFE管材的长度：

OD 300 mm, 最长 200 mm  
305 mm OD 640 mm, 最长 150 mm  
645 mm OD 700 mm, 最长 100 mm  
OD > 700 mm, 最长 70 mm

C-755, V-755, V-853的OD从305 mm 到640 mm时, 最长150 mm。

Unlisted PURE and FILLED PTFE moulded sleeves can be supplied on request.

FILLED PTFE in max length of 200 mm up to OD 300 mm. in max length of 150 mm from OD 305 to OD 640. in max length of 100 mm from OD 645 to OD 700. in max length of 70 mm over.

Max length of 150 mm from Ø 305 to Ø 640 for C-755 V-755. V-853.

## 公差

外径 (A) :  $^{+0}_{-12}$   
内径 (B) :  $^{+0}_{-12}$   
长度 (L) :  $150^{+0}_{-10}$

## TOLERANCES

OUTSIDE DIAMETER (A) :  $^{+0}_{-12}$   
INSIDE DIAMETER (B) :  $^{+0}_{-12}$   
LENGTH (L) :  $150^{+0}_{-10}$

未列明尺寸的纯PTFE和填充PTFE的模压管材可根据要求提供。

填充PTFE管材的最大长度：

OD 300 mm, 最长 200 mm  
305 mm OD 640 mm, 最长 150 mm  
645 mm OD 700 mm, 最长 100 mm  
OD > 700 mm, 最长 70 mm

C-755, V-755, V-853的OD从305 mm 到640 mm时, 最长150 mm。

Unlisted PURE and FILLED PTFE moulded sleeves can be supplied on request.

FILLED PTFE in max length of 200 mm up to OD 300 mm. in max length of 150 mm from OD 305 to OD 640. in max length of 100 mm from OD 645 to OD 700. in max length of 70 mm over.

Max length of 150 mm from Ø 305 to Ø 640 for C-755 V-755. V-853.

A x B	Kg/m
250x200	48.40
250x210	42.40
250x220	34.20
250x230	27.20
260x70	119.30
260x100	110.85
260x160	83.55
260x175	74.90
260x190	65.40
260x200	57.65
260x210	51.60
260x220	43.40
260x230	36.40
260x240	28.30
270x130	105.75
270x150	95.50
270x170	84.30
270x180	78.20
270x200	64.95
270x208	59.25
270x222	48.75
270x228	44.05
270x233	39.60
270x240	34.26
△ 280x60	142.00
△ 280x150	109.90

A x B	Kg/m
△ 280x165	101.80
△ 280x204	75.00
△ 280x210	72.10
△ 280x215	69.20
△ 280x230	56.90
△ 280x245	42.90
△ 280x255	35.10
△ 290x235	65.30
△ 290x250	52.70
△ 290x260	43.90
△ 300x102	151.95
△ 300x155	129.05
△ 300x205	98.40
△ 300x215	91.20
△ 300x230	78.90
△ 300x250	62.35
△ 300x255	57.10
△ 300x270	46.25
▲ 305x200	102.45
▲ 305x225	84.40
▲ 305x245	71.50
▲ 305x250	68.90
▲ 305x265	52.80
▲ 310x85	179.00
▲ 310x200	119.60
▲ 310x220	104.05

A x B	Kg/m
▲ 310x235	92.05
▲ 310x245	86.15
▲ 310x265	64.00
▲ 310x275	56.10
▲ 310x285	45.80
▲ 315x285	49.25
▲ 320x225	104.75
▲ 320x235	96.65
▲ 320x240	90.75
▲ 320x255	78.50
▲ 320x260	72.10
▲ 320x280	53.90
▲ 320x290	45.85
▲ 325x165	155.65
▲ 325x245	101.90
▲ 325x250	97.60
▲ 325x265	81.50
● 330x100	193.20
● 330x200	139.70
● 330x245	106.20
● 330x255	93.90
● 330x275	76.15
● 330x285	69.30
● 330x300	61.25
● 340x170	173.90
● 340x230	129.25

A x B	kg/m
340x235	124.35
340x245	120.15
340x255	106.15
340x260	102.55
340x275	88.40
340x295	70.45
340x300	63.15
340x310	54.60
345x100	211.75
345x160	183.65
345x200	156.80
345x230	134.70
345x245	122.15
345x285	84.85
345x310	60.90
345x315	53.25
355x170	192.95
355x210	163.75
355x265	116.95
355x295	89.50
355x300	82.20
355x310	73.65
355x315	71.50
360x320	66.00
360x330	54.80
365x260	135.25

A x B	kg/m
365x320	72.95
365x325	63.95
365x335	52.35
370x100	245.70
370x200	192.15
370x245	158.65
370x280	128.60
370x295	110.65
370x310	94.85
370x320	84.96
370x330	75.95
370x340	58.45
380x115	259.20
380x245	170.95
380x295	122.95
380x320	99.45
380x325	89.40
390x260	180.70
390x270	175.85
390x300	136.75
390x310	128.25
390x315	120.60
390x325	109.35
390x330	103.60
390x355	73.60
400x120	276.00

A x B	kg/m
400x265	186.50
400x345	98.90
400x355	86.65
405x120	293.60
405x230	227.95
405x310	150.10
405x315	142.45
405x330	125.50
415x380	82.30
415x385	71.65
425x295	196.35
425x310	180.50
425x345	138.15
425x355	125.90
425x375	97.70
425x385	87.05
425x395	70.60
430x385	94.85
430x395	78.45
435x330	176.40
435x375	118.20
435x395	93.90
450x420	80.65
455x230	306.55
455x310	226.50
455x355	174.10

重量为理论重量。 weights are to be intended as theoretical

重量为理论重量。 weights are to be intended as theoretical

# PTFE模压管材

## MOULDED PTFE SLEEVES

公差

外径 (A):  $^{-0}_{+12}$   
 内径 (B):  $^{-12}_{+0}$   
 长度 (L):  $150^{+10}_{-0}$

● 外径 (A):  $^{-0}_{+12}$   
 内径 (B):  $^{-12}_{+0}$   
 长度 (L):  $100^{+10}_{-0}$

### TOLERANCES

OUTSIDE DIAMETER (A):  $^{-0}_{+12}$   
 INSIDE DIAMETER (B):  $^{-12}_{+0}$   
 LENGTH (L):  $150^{+10}_{-0}$

● OUTSIDE DIAMETER (A):  $^{-0}_{+12}$   
 INSIDE DIAMETER (B):  $^{-12}_{+0}$   
 LENGTH (L):  $100^{+10}_{-0}$

未列明尺寸的纯PTFE和填充PTFE的模压管材可根据要求提供。

填充PTFE管材的长度：

OD 300 mm, 最长 200 mm  
 305 mm OD 640 mm, 最长 150 mm  
 645 mm OD 700 mm, 最长 100 mm  
 OD > 700 mm, 最长 70 mm

C-755, V-755, V-853的OD从305 mm 到640 mm时, 最长150 mm。

Unlisted PURE and FILLED PTFE moulded sleeves can be supplied on request.

FILLED PTFE in max length of 200 mm up to OD 300 mm. in max length of 150 mm from OD 305 to OD 640. in max length of 100 mm from OD 645 to OD 700. in max length of 70 mm over. Max length of 150 mm from  $\varnothing$  305 to  $\varnothing$  640 for C-755 V-755. V-853.

公差

外径 (A):  $^{-0}_{+12}$   
 内径 (B):  $^{-12}_{+0}$   
 长度 (L):  $100^{+10}_{-0}$

● 外径 (A):  $^{-0}_{+12}$   
 内径 (B):  $^{-12}_{+0}$   
 长度 (L):  $70^{+10}_{-0}$

### TOLERANCES

OUTSIDE DIAMETER (A):  $^{-0}_{+12}$   
 INSIDE DIAMETER (B):  $^{-12}_{+0}$   
 LENGTH (L):  $100^{+10}_{-0}$

● OUTSIDE DIAMETER (A):  $^{-0}_{+12}$   
 INSIDE DIAMETER (B):  $^{-12}_{+0}$   
 LENGTH (L):  $70^{+10}_{-0}$

未列明尺寸的纯PTFE和填充PTFE的模压管材可根据要求提供。

填充PTFE管材的最大长度：

OD 300 mm, 最长 200 mm  
 305 mm OD 640 mm, 最长 150 mm  
 645 mm OD 700 mm, 最长 100 mm  
 OD > 700 mm, 最长 70 mm

C-755, V-755, V-853的OD从305 mm 到640 mm时, 最长150 mm。

Unlisted PURE and FILLED PTFE moulded sleeves can be supplied on request.

FILLED PTFE in max length of 200 mm up to OD 300 mm. in max length of 150 mm from OD 305 to OD 640. in max length of 100 mm from OD 645 to OD 700. in max length of 70 mm over. Max length of 150 mm from  $\varnothing$  305 to  $\varnothing$  640 for C-755 V-755. V-853.

A x B	kg/m
455x375	145.90
455x420	88.90
465x420	114.15
465x435	88.80
470x395	152.65
470x410	134.30
475x240	336.75
475x290	290.10
475x445	90.70
480x290	307.75
480x355	234.20
480x395	178.95
480x420	149.00
480x435	123.70
480x445	109.85
500x115	451.95
505x405	194.80
505x465	103.60
505x475	87.20
515x435	169.25
515x445	155.40
515x455	134.95
515x465	122.10
515x480	97.35
535x420	232.55
535x445	193.40

A x B	kg/m
545x465	160.10
545x485	126.95
545x497	106.35
552x512	102.10
565x418	271.95
565x457	212.35
565x465	199.45
565x485	166.30
565x505	131.80
565x518	108.55
565x525	95.85
585x545	99.30
595x345	433.15
595x377	392.70
595x418	335.70
595x505	195.50
595x518	172.35
595x540	131.75
595x560	93.40
600x497	218.00
600x540	140.20
600x542	136.45
605x480	257.60
605x540	150.90
605x570	92.85
615x497	250.20

A x B	kg/m
625x355	483.55
625x377	455.35
625x485	292.70
625x540	194.40
625x562	152.15
625x570	136.40
625x585	106.20
625x590	95.95
640x235	641.45
640x418	431.90
640x540	227.95
640x570	169.90
640x580	149.90
640x585	139.75
640x605	98.30
640x610	83.45
● 645x580	164.85
● 645x610	94.85
● 650x485	376.00
● 655x497	347.00
● 655x545	259.80
● 655x605	139.60
● 655x615	124.75
● 670x540	309.25
● 670x615	164.75
● 670x645	92.55

A x B	kg/m
● 680x610	188.80
● 690x520	398.20
● 690x605	227.95
● 690x615	213.15
● 690x635	163.20
● 695x660	127.50
718x410	655.40
720x420	636.70
720x680	135.35
730x660	200.80
730x670	184.55
730x680	161.10
730x695	125.20
755x600	435.20
755x720	130.40
780x710	222.40

A x B	kg/m
810x700	349.25
810x740	236.95
810x760	187.40
810x780	131.25
855x760	314.20
855x800	203.10
855x815	158.15
875x820	209.15
875x840	151.10
900x595	855.95
900x780	413.45
900x870	155.45
940x665	833.00
1030x995	215.50
1100x1060	231.05
1170x1090	484.95

更大的尺寸根据要求提供  
 Bigger dimensions on request.

重量为理论重量。 weights are to be intended as theoretical.

重量为理论重量。 weights are to be intended as theoretical.

薄壁管材  
Thin Wall Tubings

细管材  
Spaghetti

管材  
Sleeves

挤出管材  
Extruded Tubes

棒材  
Rods

软带  
Tapes

板材  
Sheets


填充的PTFE - RULON®  
Filled PTFE - RULON®

PTFE  
PTFE



# PTFE细管材

## PTFE SPAGHETTI TUBINGS



AWG T	内径 / ID		壁厚 / Wall th. mm	g/m
	最小	最大		
30	0.25	0.38	0.23 ±0.05	0.83
28	0.33	0.48	0.23 ±0.05	0.96
26	0.41	0.56	0.23 ±0.05	1.09
24	0.51	0.68	0.25 ±0.08	1.39
23	0.58	0.76	0.25 ±0.08	1.56
22	0.64	0.81	0.25 ±0.08	1.64
21	0.74	0.91	0.25 ±0.08	1.81
20	0.81	1.02	0.30 ±0.08	2.38
19	0.91	1.12	0.30 ±0.08	2.61
18	1.02	1.24	0.30 ±0.08	2.81
17	1.14	1.37	0.30 ±0.08	3.06
16	1.30	1.55	0.30 ±0.08	3.39
15	1.45	1.70	0.30 ±0.08	3.70
14	1.62	1.88	0.30 ±0.08	4.07

AWG T	内径 / ID		壁厚 / Wall th. mm	g/m
	最小	最大		
13	1.83	2.08	0.30 ±0.08	4.58
12	2.06	2.31	0.30 ±0.08	5.05
11	2.31	2.56	0.30 ±0.08	5.56
10	2.59	2.84	0.30 ±0.08	6.14
9	2.90	3.15	0.38 ±0.08	8.79
8	3.28	3.58	0.38 ±0.08	9.78
7	3.66	4.01	0.38 ±0.08	10.80
6	4.11	4.52	0.38 ±0.08	12.00
5	4.62	5.03	0.38 ±0.08	13.30
4	5.18	5.69	0.38 ±0.08	14.84
3	5.82	6.32	0.38 ±0.08	16.60
2	6.55	7.06	0.38 ±0.08	18.51
1	7.34	7.90	0.38 ±0.08	20.59
0	8.26	8.81	0.38 ±0.08	22.97

AWG S	内径 / ID		壁厚 / Wall th. mm	g/m
	最小	最大		
30	0.25	0.38	0.23 ±0.05	0.83
28	0.33	0.48	0.23 ±0.05	0.96
26	0.41	0.56	0.23 ±0.05	1.09
24	0.51	0.68	0.30 ±0.08	1.77
23	0.58	0.76	0.30 ±0.08	1.97
22	0.64	0.81	0.30 ±0.08	2.07
21	0.74	0.91	0.30 ±0.08	2.28
20	0.81	1.02	0.41 ±0.08	3.56
19	0.91	1.12	0.41 ±0.08	3.87
18	1.02	1.24	0.41 ±0.08	4.15
17	1.14	1.37	0.41 ±0.08	4.49
16	1.30	1.55	0.41 ±0.08	4.94
15	1.45	1.70	0.41 ±0.08	5.36
14	1.62	1.88	0.41 ±0.08	5.86

AWG S	内径 / ID		壁厚 / Wall th. mm	g/m
	最小	最大		
13	1.83	2.08	0.41 ±0.08	6.57
12	2.06	2.31	0.41 ±0.08	7.21
11	2.31	2.56	0.41 ±0.08	7.91
10	2.59	2.84	0.41 ±0.08	8.70
9	2.90	3.15	0.51 ±0.10	12.03
8	3.28	3.58	0.51 ±0.10	13.60
7	3.66	4.01	0.51 ±0.10	14.90
6	4.11	4.52	0.51 ±0.10	16.50
5	4.62	5.03	0.51 ±0.10	18.30
4	5.18	5.69	0.51 ±0.10	20.38
3	5.82	6.32	0.51 ±0.10	22.73
2	6.55	7.06	0.51 ±0.10	25.32
1	7.34	7.90	0.51 ±0.10	28.09
0	8.26	8.81	0.51 ±0.10	31.28

AWG L	内径 / ID		壁厚 / Wall th. mm	g/m
	最小	最大		
30	0.25	0.38	0.15 ±0.05	0.46
28	0.33	0.46	0.15 ±0.05	0.54
26	0.41	0.53	0.15 ±0.05	0.63
24	0.51	0.60	0.20 ±0.05	1.00
22	0.60	0.81	0.20 ±0.05	1.20
20	0.81	0.96	0.20 ±0.05	1.40
19	0.91	1.07	0.20 ±0.05	1.60
18	1.02	1.17	0.20 ±0.05	1.70
17	1.14	1.32	0.20 ±0.05	1.90
16	1.30	1.47	0.20 ±0.05	2.10
15	1.45	1.65	0.20 ±0.05	2.30
14	1.62	1.83	0.20 ±0.05	2.57
13	1.83	2.06	0.20 ±0.05	2.92
12	2.06	2.31	0.20 ±0.05	3.23

AWG L	内径 / ID		壁厚 / Wall th. mm	g/m
	最小	最大		
11	2.31	2.56	0.20 ±0.05	3.57
10	2.59	2.84	0.20 ±0.05	3.96
9	2.90	3.15	0.20 ±0.05	4.38
8	3.28	3.53	0.20 ±0.05	4.90
7	3.66	3.94	0.20 ±0.05	5.42
6	4.11	4.42	0.25 ±0.08	7.65
5	4.62	4.95	0.25 ±0.08	8.50
4	5.18	5.54	0.25 ±0.08	9.54
3	5.82	6.20	0.25 ±0.08	10.70
2	6.55	6.93	0.25 ±0.08	11.96
1	7.34	7.75	0.25 ±0.08	13.32
0	8.26	8.69	0.30 ±0.08	17.96

重量为理论重量。 weights are to be intended as theoretical.

# PTFE薄壁管材

## PTFE THIN WALL TUBINGS

公差  
内径

从 1.10 到 2.00 mm	±0.10
从 2.10 到 4.00 mm	±0.15
从 4.10 到 8.00 mm	±0.20
从 8.10 到 12.50 mm	±0.30
从 12.60 到 20.00 mm	±0.40
从 20.10 到 30.00 mm	±0.50

壁厚

从 0.31 到 0.60 mm	±0.07
从 0.91 到 2.00 mm	±0.20

### TOLERANCES

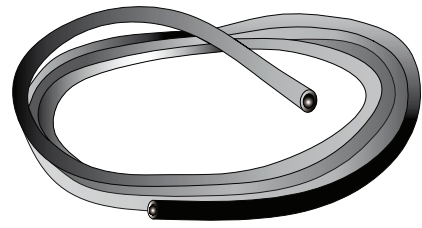
#### INSIDE DIAMETER

From 1.10 to 2.00:	±0.10
From 2.10 to 4.00:	±0.15
From 4.10 to 8.00:	±0.20
From 8.10 to 12.50:	±0.30
From 12.60 to 20.00:	±0.40
From 20.10 to 30.00:	±0.50

#### WALL THICKNESS

From 0.31 to 0.60:	±0.07
From 0.91 to 2.00:	±0.20

未列明尺寸的软管可根据要求提供  
*Unlisted hoses can be supplied on request.*



内径 × 外径 ID x OD	g/m	L max m. 最大长度 m
2 x 3	8.6	900
2 x 4	20.5	1250
3 x 4	12.0	2150
3 x 5	27.5	925
4 x 5	15.5	1650
4 x 6	34.3	750
5 x 6	19.0	1350
5 x 7	41.1	625
6 x 7	22.3	1150
6 x 8	48.0	535
7 x 9	55.0	450
8 x 10	61.6	415
9 x 11	68.5	375
10 x 12	75.5	340

内径 × 外径 ID x OD	g/m	L max m. 最大长度 m
11 x 13	82.5	310
12 x 14	89.0	290
13 x 15	96.0	270
14 x 16	103.0	250
15 x 17	110.0	230
16 x 18	116.5	210
16 x 19	180.0	135
18 x 21	200.5	40
19 x 22	210.5	35
20 x 23	221.0	20
22 x 25	241.5	17
25 x 28	272.5	15
28 x 31	303.5	13
30 x 33	324.0	10

重量为理论重量。 weights are to be intended as theoretical

# PTFE未烧结弹性棒材

## PTFE UNSINTERED FLEXIBLE RODS

公差  
直径

从 1 到 2.5 mm	+0.2 -0
从 3 到 5 mm	+0.3 -0
从 6 到 10 mm	+0.3 -0
从 12 mm	+0.4 -0

### FTOLERANCES DIAMETER

FROM 1 TO 2.5:	+0.2 -0
FROM 3 TO 5:	+0.3 -0
FROM 6 TO 10:	+0.3 -0
FROM 12:	+0.4 -0

特殊尺寸可根据要求提供  
*Special dimensions can be supplied on request.*



直径 DIAMETER	g/m	标准包装 / STANDARD PACK
1	1.5	50 - 100
1.5	3.65	20 - 50 - 100
2	6	20 - 50 - 100
2.5	9	20 - 25 - 50 - 100
3	12.5	20 - 25 - 50 - 100
4	22	25 - 35 - 50
5	35.5	20 - 25
6	55	20 - 25
7	65	10 - 20
8	112.5	8 - 20
9	120	5 - 15
10	158	5 - 15
11	185	5 - 10
12	220	5 - 10




重量为理论重量。 weights are to be intended as theoretical

本样本所提供的数据、信息是我们多年经验所得的结果，它们只起到指导作用。  
Fluorten公司不承担任何通过这些信息所获得的结果或者与现存专利冲突而产生的相关责任。

本样本所列尺寸可能因为现有工具的修订而改变或更新，恕不另行通知。

*Whilst the data, information given here are the result of our considerable experience they are only intended as a guideline and Fluorten s.r.l. can accept no responsibility either for the results obtained from this information or for situations in conflict with any existing patents.*

*Listed sizes could be changed and/or updated without notice in consequence of revisions of the existing tools.*



## 产品

FLUORTEN 公司根据客户需求开发了一系列标准的和特殊的产品。包括：

PTFE 和 RULON® 的成品和半成品。

用氟化聚合物 (FEP, PFA, PVDF, PCTFE 等) 或高科技产品 (VICTREX® PEEK™, 聚亚氨酯, 聚碳酸酯, PPS 等) 注塑模压生产的机械部件。

模具的设计与加工。

油压和气动部件使用的密封圈和 FLUOR-S 导向带, FLUOR-SC 导轨软带。

PTFE, PEEK™ 和 HPP 制成的泛塞和压缩机密封。

PTFE, FEP, PFA, PVDF, PEEK™ 等制成的阀座和组件。

杜邦™ VESPEL® - 意大利正式的经销商。

VESPEL® 是杜邦公司的注册商标。

RULON® 是圣戈班高能塑料公司的注册商标。


## The products

FLUORTEN develops a range of standard and specific products requested by the customer. These include:

- Semifinished and finished products in PTFE and Rulon®
- Injection moulding of technical parts in fluorinated (FEP, PFA, PVDF, PCTFE etc.) and in technopolymers of high technological contents (VICTREX® PEEK™, Polyurethane, Polycarbonate, PPS etc.)
- Moulds designing and manufacturing
- Slipper rings and FLUOR-S/SC tapes for hydraulic and pneumatic applications
- Spring energized seals and compressor seals in PTFE, PEEK™ and HPP
- Valve seats and components in PTFE, FEP, PFA, PVDF, PEEK™ etc.
- VESPEL® - Official Italian distributor

VESPEL® is a registered trade mark of Dupont de Nemours

RULON® is a registered trade mark of Saint-Gobain Performance Plastics



 **FLUORTEN**® s.r.l.  
PTFE and Technopolymers manufacturing

工厂和总部

24060 CASTELLI CALEPIO (BG) Italy - Via Cercone, 34 - Tel. +39 035 4425115 - Fax + 39 035 848496

fluorten@fluorten.com

中国代表处 上海

联系人: 宋小姐 手机: 13701 9 77508

china.office@fluorten.com www.fluorten.com