

# N-Type TOPCON STD-TM1016



The results may be influenced by electrode, welding method and conditions

**Size :** 182mm\*182mm±0.5mm

**Thickness :** 160±16μm

**Solderability:** ≥1.0N/mm

## Technical Data And Design

**Power:** -0.38%/K

**Voltage:** -0.30 %/K

**Current:** +0.048%/K

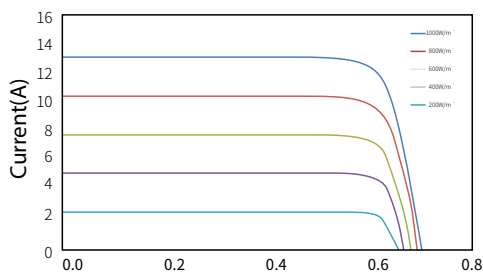
**Front (-):** 0.036±0.02mm bus bars(silver)

**Back (+):** 0.036±0.02mm bus bars(silver) black anti-reflecting coating(silicon nitride)

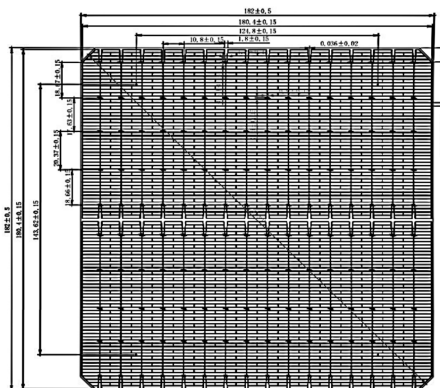
## Front Electrical Performance Parameters

No.	Eff (%)	Pmpp(W)	Umpp(V)	Impp(A)	Uoc(V)	Isc(A)	FF(%)
1	25.0	8.255	0.610	13.54	0.709	14.20	82.03
2	24.9	8.221	0.608	13.52	0.710	14.21	81.46
3	24.8	8.188	0.605	13.55	0.707	14.17	81.70
4	24.7	8.155	0.604	13.49	0.701	14.16	82.09
5	24.6	8.122	0.601	13.51	0.698	14.13	82.31
6	24.5	8.089	0.599	13.50	0.703	14.19	81.06
7	24.4	8.057	0.597	13.49	0.695	14.15	81.91
8	24.3	8.024	0.596	13.45	0.697	14.14	81.44
9	24.2	7.991	0.595	13.42	0.691	14.11	82.00
10	24.1	7.958	0.593	13.41	0.692	14.09	81.64
11	24.0	7.925	0.600	13.21	0.705	14.16	79.40
12	23.9	7.894	0.597	13.23	0.705	14.17	78.97
13	23.8	7.861	0.591	13.29	0.706	14.23	78.26
14	23.7	7.825	0.603	12.98	0.704	14.19	78.36
15	23.6	7.794	0.583	13.36	0.709	14.20	77.45

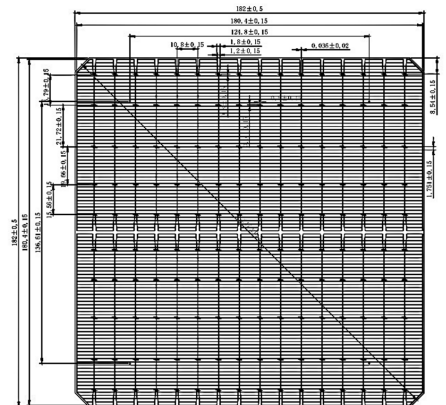
## Iv Curve



Voltage(V)



FRONT



BACK

Due to ongoing innovation, R&D enhancement, The specification and key features described in this datasheet may deviate slightly and are not guaranteed. STANDARD reserves the right to make any adjustment to the information described herein at any time without notice. Please always obtain the most recent version of the datasheet which shall be duly incorporated into the binding contract made by the parties governing all transactions related to the purchase and sale of the products described herein.