


# BriPower ESA Series Programmable AC Power Supply

## Features

- Output power: up to more than 4MVA and above
- 4 quadrant operation, regenerative up to 100% of rated output power back to grid (-R option)
- Voltage and frequency sequencing programming via GUI, slew rate can be programmed
- Independent three-phase output
- Up to 50th harmonic waveform generation
- Soft start: effectively restrain the impulse current when power on
- Voltage drop simulation (LVRT for inverter test)
- Regenerative AC load function (-LD option)
- Line impedance (RL) simulation (-IMP option)
- Voltage and frequency sequencing programming via GUI, slew rate can be programmed
- ON/ OFF output phase angle can be programmed
- Current limit can be programmed, output can be shorted for short circuit test
- Trigger out, TTL signal output for voltage or frequency change
- Extend output frequency to DC (-DC option)
- Adding single phase output (-1P option)
- Using water-cooling (-W option)
- Master-Slave interface (-MS option)
- Change to transformer output topology (-TR option)
- TFT-Touch panel operation
- LAN/RS485 interfaces (standard)
- RS232/Analog control interfaces (-ATI/-232 option) Mod-bus/SCPI protocols
- Emergency stop button
- Output contactor
- Remote sense
- CE conformity



## Overview

The BriPower ESA series is a high-performance and multi-functional grid simulator, using advanced PWM technology, which contains multi output power levels from 30kVA to 240kVA for single system, and up to 4 individual systems can be paralleled to achieve power levels up to 960KVA and above. Output power level of customized system goes up to 4MW and above.

ESA series uses bi-directional design, which can be used as a grid simulator in varieties of applications such as in Smart Grid, Energy Storage, Solar etc. ESA can also be used as regenerative AC electronic load (- LD option)

ESA series adopts dual DSP+FPGA design, with powerful calculation and control capabilities, and can display and save measured values at 10k/s sampling. The ESA series adopts optical fiber communication and performs multiple monitoring and protection of all main components, communication connections and systems. It is the most reliable power supply product in the industry.

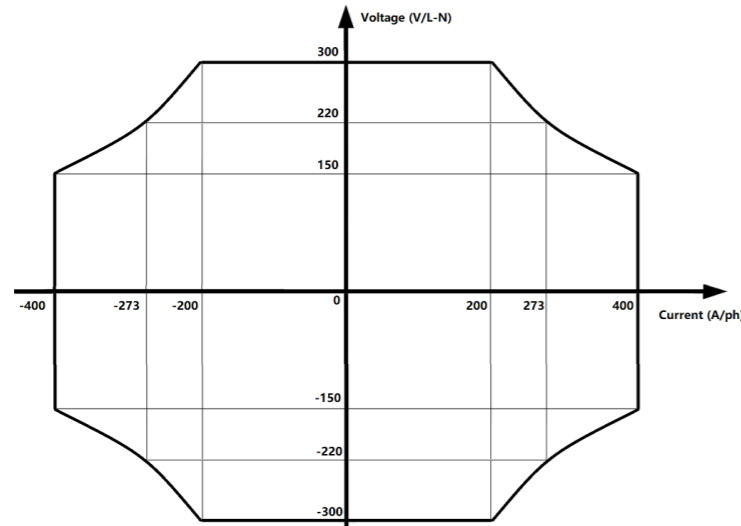
With touch panel on the front panel, users can control the power source through GUI software. System status indicators and emergency stop button are installed on the front panel. RS485 and LAN standard interface, optional RS232 and analog control interfaces are available for automated test applications.

## Bi-Directional (Re-generative) –R option

With the -R option, the unit can operate in source and sink mode. It has the capability to return the energy fully back to the grid.

## Constant Power output

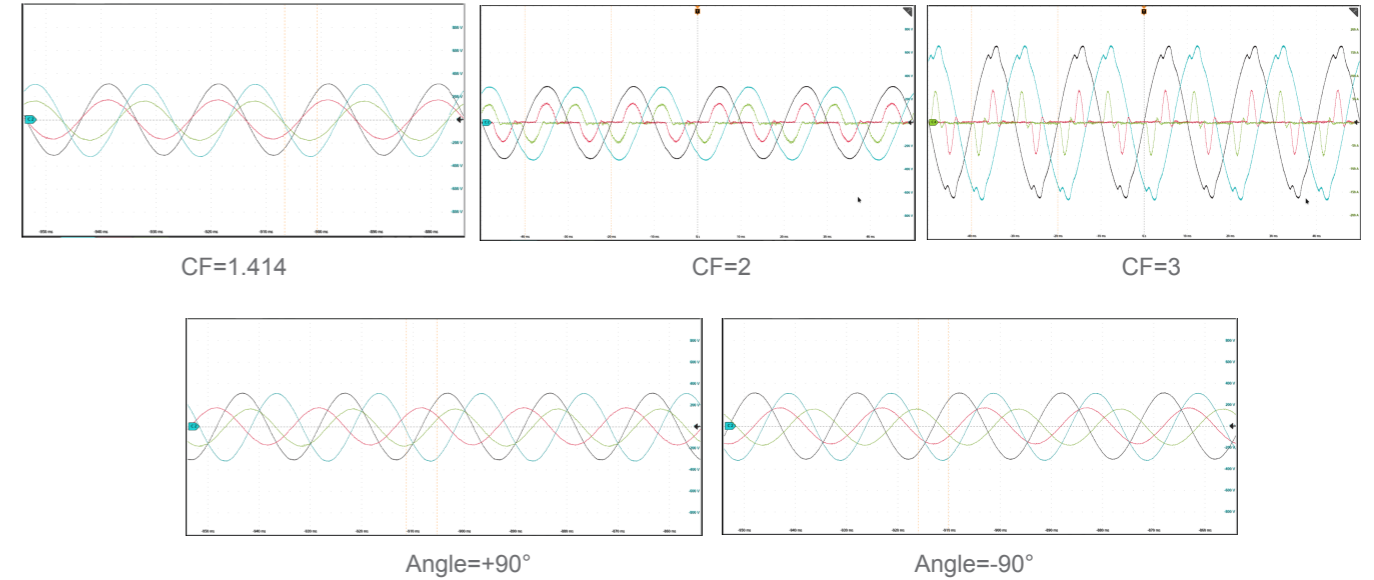
ESA series AC power supply has an automatic wide-range output function. Under the condition of rated output power, the output range of voltage/ current can be adjusted, such as: high-voltage small current or low-voltage large current (also applicable in sink power mode). The same type of power supply can cover a wider range of power applications.



Example: 180kVA, 300V L-N, 400A/ph

## Re-generative AC Load -LD option<sup>1</sup>

ESA series with -LD option can be used as regenerative AC electronic load. This function consists of CR mode, Rectifier mode, CC/CP phase lead/lag mode. CR mode is used to simulate three-phase resistive loads, the CR mode and three-phase resistance parameters can be set through the panel and can realize the program of resistance sequence. Rectifier mode can be used to simulate non-linear loads, the CC/CP mode and CF (setting range: 1.414~3) parameters can be set through the panel. CC/CP phase lead/lag mode can simulate sinusoidal current, Constant current CC and constant power CP modes are available to adjust load current or power, phase angle can be set from 90° to -90° simulating the voltage and current conditions under inductive and capacitive loads.



<sup>1</sup>ESA-LD is suitable for the case where the input voltage is a pure sine wave. If the input voltage is not a pure sine wave, the output current waveform may be affected. The -LD option must be used in combination with the -R option.

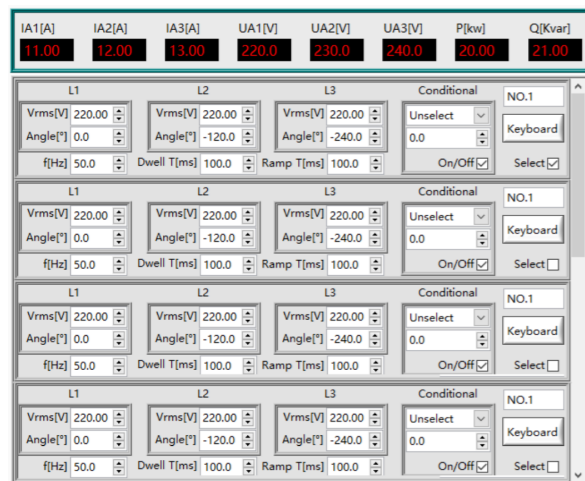
## Grid Simulation

ESA series can be used as a grid simulator to meet the requirements of grid tied DG regulations testing, such as: grid voltage abnormality test, grid frequency abnormality test, low/zero voltage ride through test, anti-islanding test, etc.


ESA series has various simulation functions, including: voltage and frequency fluctuations, voltage sags, low/zero voltage ride through, three-phase unbalance, harmonics and inter-harmonics. ESA series provides standard software that can simulate various real-world power grid operating conditions and supports multiple parameter settings.

## Voltage/frequency sequence programming

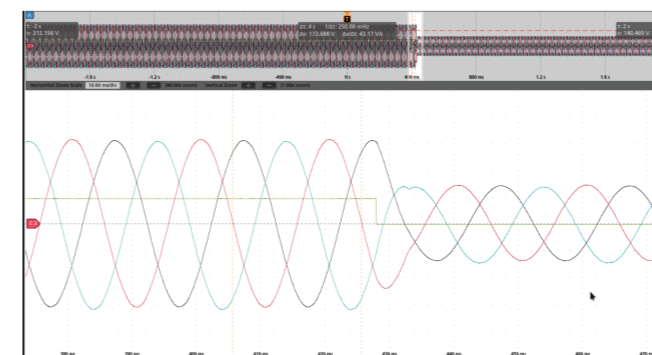
Voltage and frequency sequence programming via GUI, and the output voltage, frequency, slew rate, ON/ OFF output phase angle, dwell time, switching time can be programmed. Three-phase can be independently programmed.



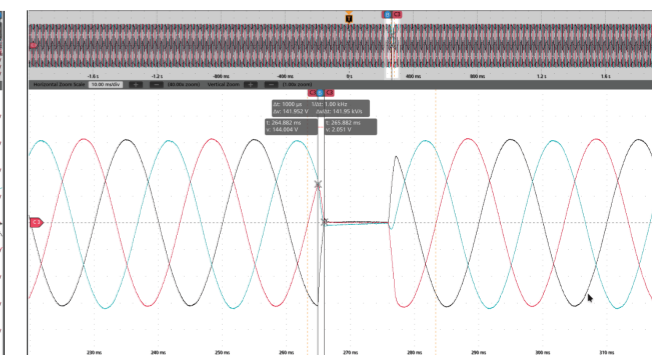
Sequence programming



Harmonic/Inter-harmonic editing



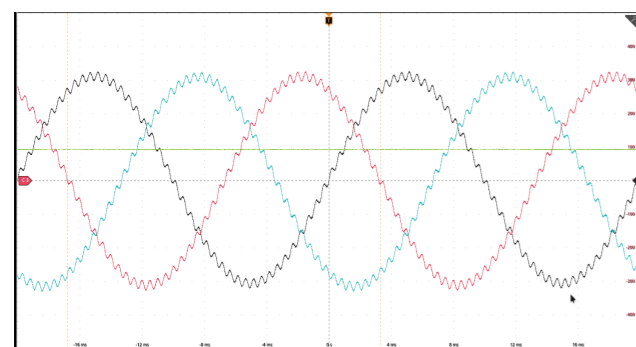
Voltage drop



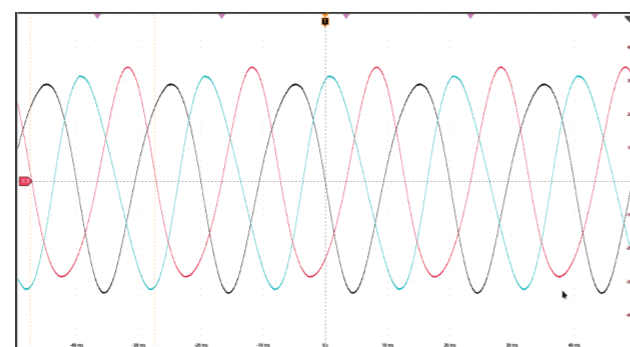
Zero voltage ride

## Voltage/frequency sequence programming

Voltage and frequency sequence programming via GUI, and the output voltage, frequency, slew rate, ON/ OFF output phase angle, dwell time, switching time can be programmed. Three-phase can be independently programmed.



Harmonic waveform



Inter-harmonic waveform

## Voltage drop simulation (LVRT for inverter test)

ESA series provides firmware and software support for low/zero voltage ride through tests for PV inverters.

## Extends to DC output –DC option

ESA series can also be DC output, the frequency range will be DC~100Hz, in both source and sink modes. The DC voltage range is 420V (std), and accuracy is 0.2%FS. The output mode can be AC, DC, or AC+DC.

## Line impedance (RL) Simulation –IMP option

ESA series with -IMP option can simulate output line impedance (RL). The impedance range is up to Rated V/Rated I; and can be set in percentage in GUI software.

## Change to transformer output topology (-TR option)

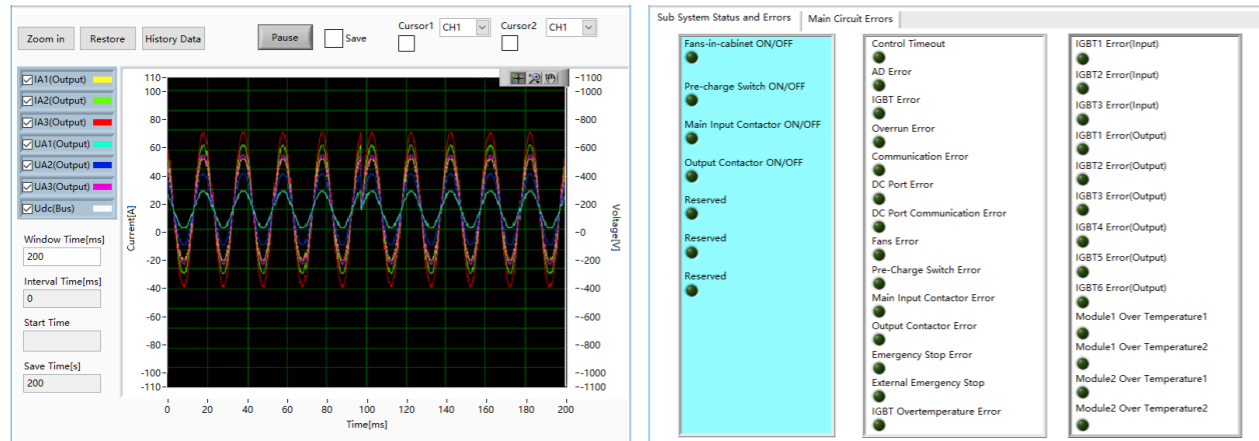
With -TR option, a three-phase independent transformer will be used at the output end, and the frequency output range is 40-70Hz, which meets most of the power frequency test requirements. (ESA doesn't use transformer at output by default).

## Graphical User Interface

GUI software is installed in front touch panel, which uses Windows OS. The software provides following functions:

- Output settings and limits
- Sequence output settings

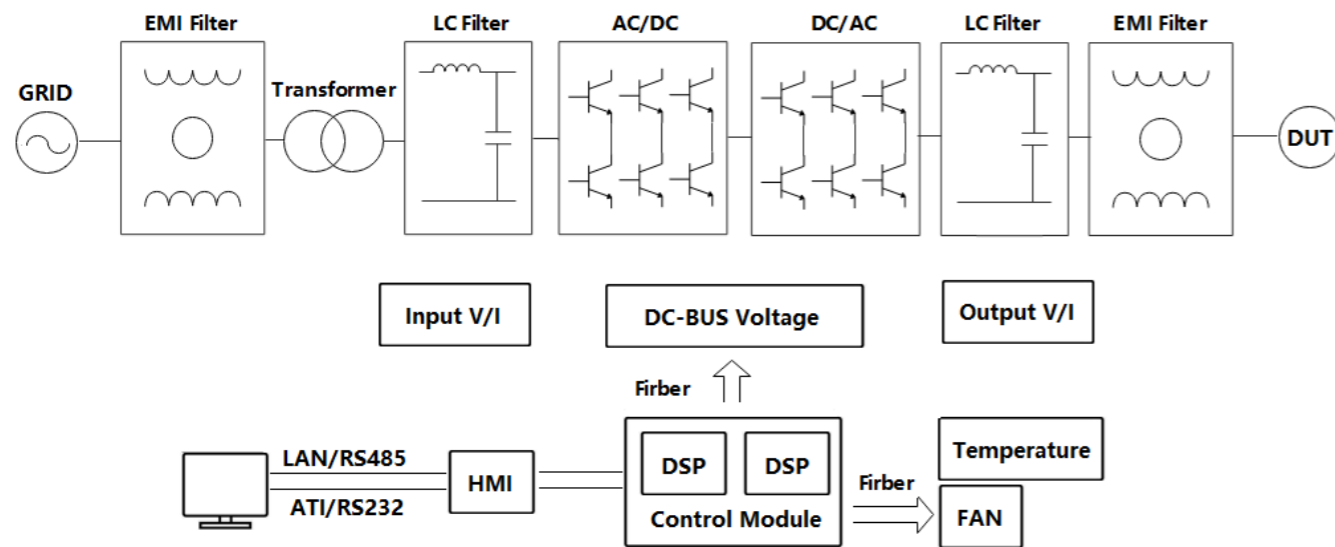
- Generate harmonic and inter-harmonic waveforms.
- Display measurements: voltage, current, power, etc.
- Capture, display and save output voltage and current waveforms.
- Display power source faults



Waveform Display

System Status

## Block Diagram



One 3-phase transformer is used on the input. The 3-phase AC input is rectified by four quadrant PWM converters, and in this topology, DC bus is generated, which provides power to the DC/AC power modules. Three DC/AC power modules are used, which corresponds to 3 phases AC output.

Note: The ESA series AC power supply topology with -TR option is different from the above figure.

## General Specification

(customized unit specification will be shown in the proposal)

Input	
AC input Voltage	3P+N+PE, 380VLL±10%(std)
Frequency	47-63Hz
Efficiency	≥90%
Power Factor	0.95

Output	
Output Modes	AC
Power Level	Single system 30-240KVA, and parallel up to 960KVA and higher
Voltage Ranges	0-300V L-N (std), voltage can be customized
Current Ranges	Please refer to the Standard Models Specification
Frequency range	Standard 30-100Hz
Phase output	Phase B/C relative to phase A, 0.0~360.0°
Harmonic Generation	Up to 50 <sup>th</sup>
Load Regulation	0.2%FS
Line Regulation	0.1%FS
THD	<1% (Resistive Load)
Power Accuracy	0.5%FS
Voltage Accuracy	0.3%FS
Current Accuracy	0.3%FS

Frequency Accuracy	0.01Hz
Phase accuracy	<1.2° (@50Hz)
Power Resolution	0.1kW
Voltage Resolution	0.1V
Current Resolution	0.1A
Frequency Resolution	0.01Hz

<b>Measurements</b>	
Power Accuracy	0.5%FS
Voltage Accuracy	0.3%FS
Current Accuracy	0.3%FS
Frequency Accuracy	0.01Hz
Phase accuracy	<1.2° (@50Hz)

<b>Others</b>	
Standard Interface	LAN/RS485
Optional Interface	ATI/RS232
Protection	OVP, OCP, OPP, OTP
CE Conformity	EN 61010, EN 61326
Cooling	Forced Air Cooling
Temperature	Operating: 0~40°C Storage: -20~85°C
Operating Humidity	20-90%RH (None Condensing)

## Standard Models Specification

Model	Power	Voltage	Current	Dimension (W*D*H mm)	Weight(kg)
ESA 30-300-46	30kVA	300V	46A	800*800*2000	680
ESA 45-300-68	45kVA		69A	800*800*2000	720
ESA 60-300-91	60kVA		91A	800*800*2000	750
ESA 120-300-182	120kVA		182A	2*900*900*2200	1300
ESA 180-300-273	180kVA		273A	2*900*900*2200	1600
ESA 240-300-364	240kVA		364A	2*900*900*2200	2000
ESA 300-300-455	300kVA		455A	3*900*900*2200	2800

### Note:

1. Other Power/Voltage Level can be offered. Please consult factory
2. Total weight < 1400KG, the cabinet bottom is wheel structure; otherwise, it is channel steel structure.

## Options

- 232      RS232 program interface
- LD      Regenerative AC load function
- R      Regenerative mode
- ATI      Analog control interface (0~5V)
- DC      Extend output frequency to DC
- 1P      Add single phase output
- IMP      Line impedance (RL) simulation
- MS      Master-Slave interface
- W      Use water-cooling
- TR      Change to transformer output topology

## AC Input Configuration

Please specify the input voltage (L-L)

/208, Input Voltage 208V±10%, 3-phase

/230, Input Voltage 230V±10%, 3-phase

/380, Input Voltage 380V±10%, 3-phase

/400, Input Voltage 400V±10%, 3-phase

/480, Input Voltage 480V±10%, 3-phase

## Model Configuration

ESA AAA-BBB-CCC-DDD/EEE

AAA: Power, kVA

BBB: Voltage (L-N), V (std, 300V L-N)

CCC: Current (per Phase), A

DDD: Option

EEE: Input configuration

## About BriPower

Bridge Technology is a company focusing on business of **power supplies and test systems for new energy applications**. We are devoted to providing high quality products and solutions for customers.

Bridge Technology has a **top-class R&D team** in China, works on modularization and standardization power supplies and systems. We have sales, technical support, R&D and manufacture in Shanghai, Nanjing and Chengdu.

**Nanjing Bridge New Energy Technology** was founded on Jan 12th, 2016, focusing on R&D and manufacturing BriPower brand power systems, including bi-directional AC sources for grid simulation, bi-directional DC sources for battery simulation, and regenerative loads. The BriPower AC&DC power systems are widely used in new energy and related fields. **BriPower is valuable to customer especially High Power and High Voltage.**

Factory:	Nanjing Bridge New Energy Technology Co., Ltd
Sales Company:	Shanghai Bridge Electronic Technology Co., Ltd
General information:	info@bridgetech.cn
Technical Support:	support@bridgetech.cn
Repair & Calibration:	service@bridgetech.cn
Tel:	40010-18618
Int'l Sales:	contact@bridgetech.com.sg