

⚠ DANGER/危险

HAZARD OF ELECTRIC SHOCK, EXPLOSION OR ARC FLASH

- Disconnect all power from all equipment including connected devices prior to removing any covers or doors, or installing or removing any accessories, hardware, cables, or wires except under the specific conditions specified in the appropriate hardware guide for this equipment.
- Always use a properly rated voltage sensing device to confirm the power is off where and when indicated.
- Replace and secure all covers, accessories, hardware, cables, and wires and confirm that a proper ground connection exists before applying to the unit.
- Use only the specified voltage when operating this equipment and any associated products

Failure to follow these instructions will result in death or serious injury.

存在电击、爆炸或电弧闪烁危险

- 在卸除任何护盖，或安装或卸除任何附件、硬件、电缆或导线之前，先断开所有设备的电源连线（包括已连接设备），此设备的相应硬件指南种另有指定的特定情况除外。
- 在有需要的地方和时候，务必使用具有合适额定电压的设备来检测是否断电。
- 更换并紧固所有护盖、附件、硬件、电缆与电线，并确认接地连接正确后再对设备痛点。
- 在操作本设备及相关产品时，必须使用指定电压。

不遵循上述说明将导致人员死亡。

POTENTIAL FOR EXPLOSION

- Only use this equipment in non-hazardous locations, or in locations that comply with Class I, Division 2, Groups A, B, C and D.
- Do not substitute components which would impair compliance to Class I Division 2.
- Do not connect or disconnect equipment unless power has been removed or the area is known to be non-hazardous.
- Use only the specified voltage when operating this equipment and any associated products

Failure to follow these instructions will result in death or serious injury.

存可能存在爆炸危险

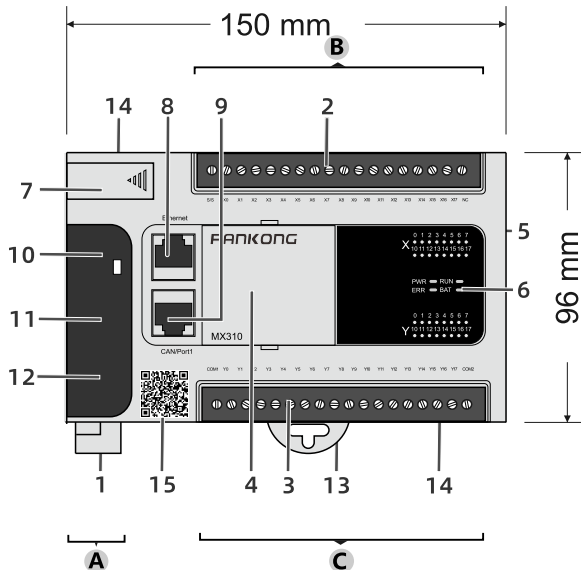
- 只能在安全地点或符合 1 级 2 区，组 A、B、C 和 D 的地点使用本设备。
- 请勿替换组件，这可能违反 1 级 2 区的相关规定。
- 除非已按下电源或确定所在位置无危险，否则请勿连接设备或断开设备的连接。

不遵循上述说明将导致人员死亡。

en Electrical equipment should be installed, serviced, and maintained only by qualified personnel. No responsibility is assumed by Pan Kong for any consequences arising out of the use of this material.

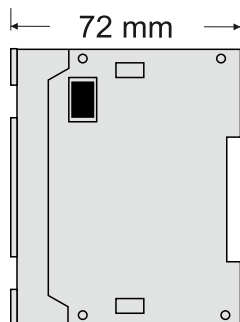
zh 电气设备的安装、操作、维修和维护工作仅限于合格人员执行。Pan Kong 不承担由于使用本资料所引起的任何后果。专业人员是指掌握与电气设备的制造和操作及其安装相关的技能和知识的人员，他们经过安全培训能够发现和避免相关的危险。

MX310/320/330/350



- 1 Removable screw terminal for connecting 24VDC power supply.
- 2 24V DC discrete input signal connection: removable screw terminals.
- 3 Discrete output connection: removable screw terminals.
- 4 BD bus interface.
- 5 Expansion bus interface: connect to MX development module.
- 6 LED indicator function: the state of the controller and its components (battery, power, run stopped).
- 7 Back battery slot.
- 8 RJ45 interface for Ethernet communication, with status indicator.
- 9 Interface to connect with CANopen bus & RS485 (RJ45).
- 10 Run/stop switch.
- 11 Standard USB interface (connect U disk update program).
- 12 232 serial port, round mouth.
- 13 Lock on the rail.
- 14 Fix screw holes.
- 15 QR code: used to link to the controller technical documentation.

- 1 用于连接24VDC电源可拆卸螺钉接线端子。
- 2 24V直流离散量输入信号连接：可拆卸螺钉接线端子。
- 3 离散量输出连接：可拆卸螺钉接线端子。
- 4 BD总线接口。
- 5 扩展总线接口：连接至MX扩展模块。
- 6 LED指示灯作用：控制器及其元件状态（电池，电源，运行停止状态）
- 7 后备电池槽。
- 8 连接以太网通信的RJ45接口，带状态指示灯。
- 9 连接CANopen总线的接口&RS485（RJ45）。
- 10 运行/停止开关。
- 11 标准USB接口（接U盘更新程序）。
- 12 232串口，圆口。
- 13 导轨上的锁扣。
- 14 固定螺丝孔。
- 15 二维码：用于链接到控制器技术文档。



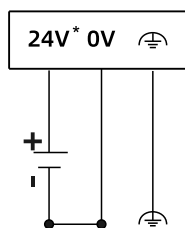
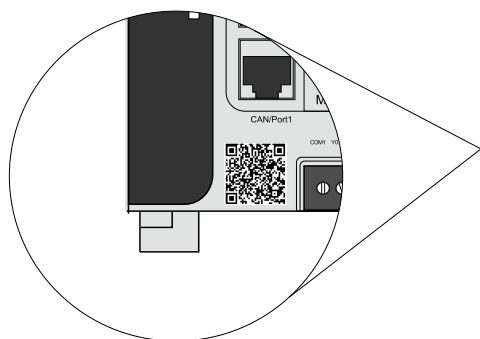
Pitch 5.08 mm/螺距 5.08 毫米

mm in.	mm ²	AWG
0.28	0.2..25	24..14
	0.2..25	22..14

Use copper conductors/仅使用铜导线

Ø 3.5 mm (0.14 in.)	N·m	lb-in
	0.5	4.5

A Power supply/电源

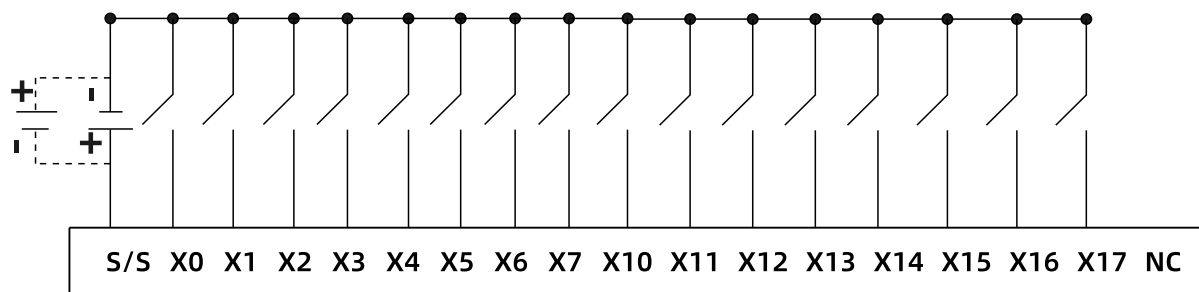


(*) Removable screw terminal for connecting 24VDC power supply.

(*) 用于连接24VDC电源可拆卸螺钉接线端子。

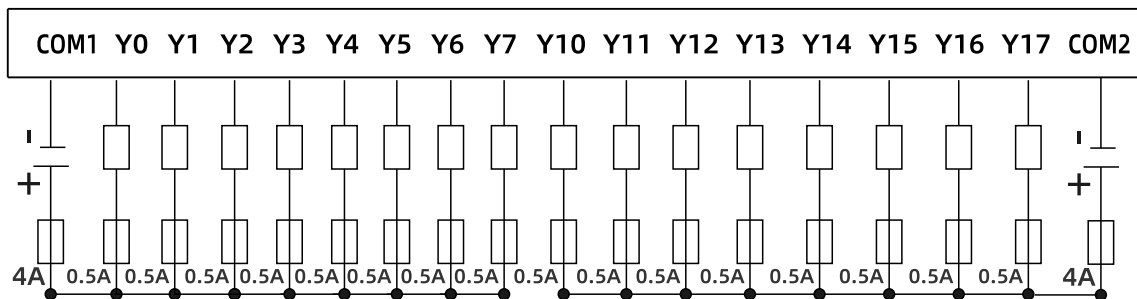
B Digital inputs/数字量输入

MX310/320/330/350

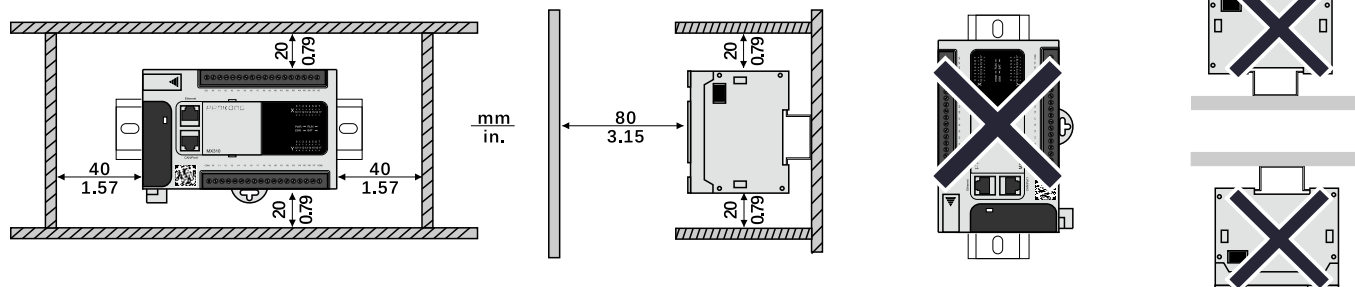


C Transistor outputs/晶体管输出

MX310/320/330/350



Mounting/安装



⚠ DANGER/危险

HAZARD OF ELECTRIC SHOCK, EXPLOSION OR ARC FLASH

- Disconnect all power from all equipment including connected devices prior to removing any covers or doors, or installing or removing any accessories, hardware, cables, or wires except under the specific conditions specified in the appropriate hardware guide for this equipment.
- Always use a properly rated voltage sensing device to confirm the power is off where and when indicated.
- Replace and secure all covers, accessories, hardware, cables, and wires and confirm that a proper ground connection exists before applying to the unit.
- Use only the specified voltage when operating this equipment and any associated products

Failure to follow these instructions will result in death or serious injury.

存在电击、爆炸或电弧闪烁危险

- 在卸除任何护盖，或安装或卸除任何附件、硬件、电缆或导线之前，先断开所有设备的电源连线（包括已连接设备），此设备的相应硬件指南种另有指定的特定情况除外。
- 在有需要的地方和时候，务必使用具有合适额定电压的设备来检测是否断电。
- 更换并紧固所有护盖、附件、硬件、电缆与电线，并确认接地连接正确后再对设备通电。
- 在操作本设备及相关产品时，必须使用指定电压。

不遵循上述说明将导致人员死亡。

POTENTIAL FOR EXPLOSION

- Only use this equipment in non-hazardous locations, or in locations that comply with Class I, Division 2, Groups A, B, C and D.
- Do not substitute components which would impair compliance to Class I Division 2.
- Do not connect or disconnect equipment unless power has been removed or the area is known to be non-hazardous.
- Use only the specified voltage when operating this equipment and any associated products

Failure to follow these instructions will result in death or serious injury.

存可能存在爆炸危险

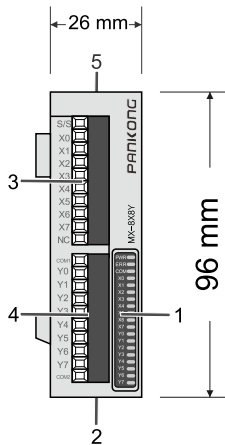
- 只能在安全地点或符合 I 级 2 区，组 A、B、C 和 D 的地点使用本设备。
- 请勿替换组件，这可能违反 I 级 2 区的相关规定。
- 除非已拔下电源或确定所在位置无危险，否则请勿连接设备或断开设备的连接。

不遵循上述说明将导致人员死亡。

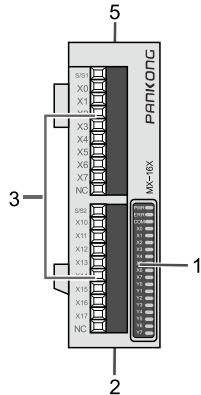
en Electrical equipment should be installed, serviced, and maintained only by qualified personnel. No responsibility is assumed by Pan Kong for any consequences arising out of the use of this material.

zh 电气设备的安装、操作、维修和维护工作仅限于合格人员执行。Pan Kong 不承担由于使用本资料引起的任何后果。专业人员是指掌握与电气设备的制造和操作及其安装相关的技能和知识的人员，他们经过安全培训能够发现和避免相关的危险。

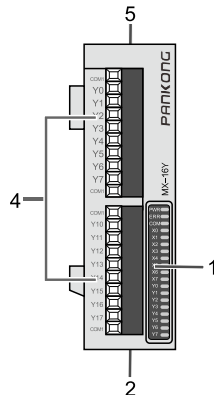
MX-8X8Y



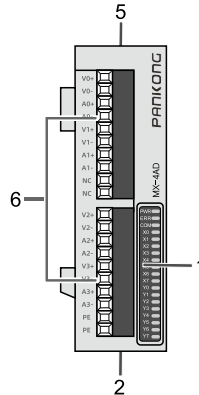
MX-16X



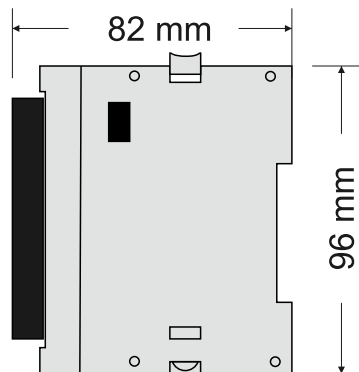
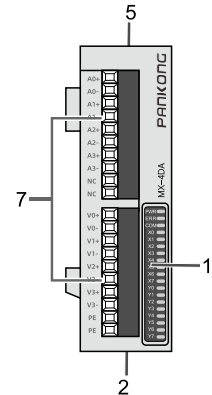
MX-16Y



MX-4AD



MX-4DA



1 LED indicator function: the state of the controller and its components (battery, power supply, motion stopped state).

2 Lock on the rail.

3 24V DC discrete input signal connection: removable screw terminals.

4 Discrete output connection: removable screw terminals.

5 Module fixed lock.

6 Analog input signal connection: removable screw terminals.

7 Analog output signal connection: removable screw terminals.

1 LED指示灯作用:

控制器及其元件状态 (电池, 电源, 运动停止状态)

2 导轨上的锁扣。

3 24V直流离散量输入信号连接: 可拆卸螺钉接线端子。

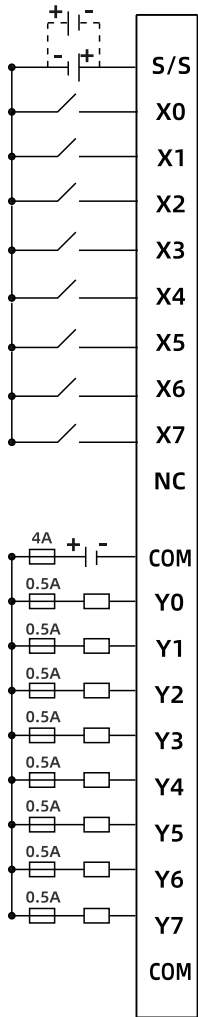
4 离散量输出连接: 可拆卸螺钉接线端子。

5 模块固定锁扣。

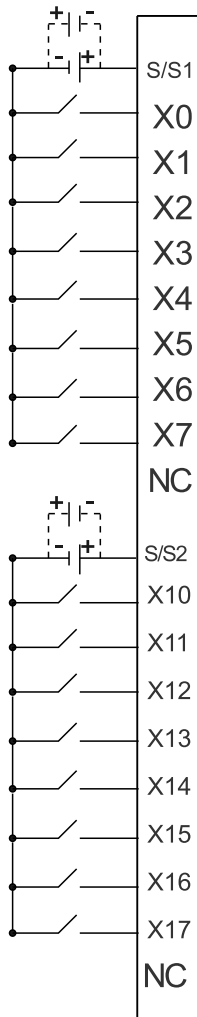
6 模拟量输入信号连接: 可拆卸螺钉接线端子。

7 模拟量输出信号连接: 可拆卸螺钉接线端子。

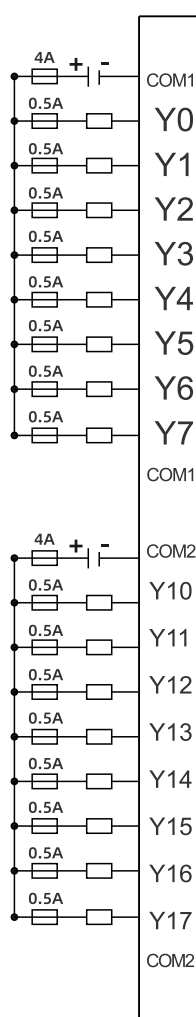
MX-8X8Y



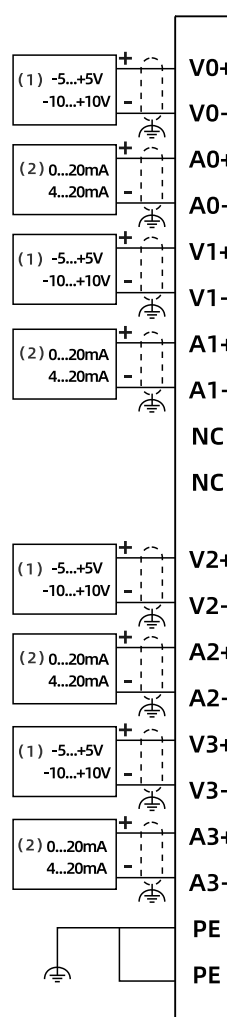
MX-16X



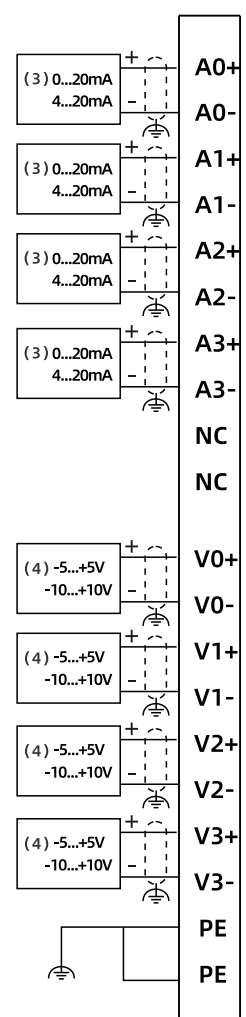
MX-16Y



MX-4AD



MX-4DA



(1) 电压模拟量输入装置 (3) 电流模拟量输出装置
(2) 电流模拟量输入装置 (4) 电压模拟量输出装置

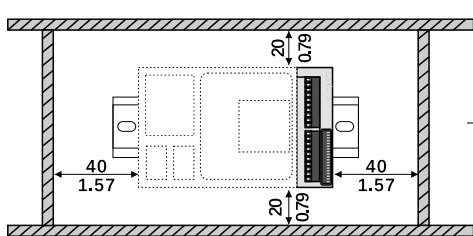
Pitch 5.08 mm/螺距 5.08 毫米

mm in.			
mm ²	0.2...2.5	0.2...2.5	0.2...2.5
AWG	24...14	22...14	22...14

∅ 3.5 mm (0.14 in.)	0.5
N·m	4.5
lb-in	

Use copper conductors/仅使用铜导线

Mounting/安装



mm
in.

