






SPECIFICATION

P/N: MED 6CX30 AWG COAX+2CX24 AWG

Customer File NO.

Customer Signed by.

SHS TECHNOLOGY CO.,LTD
苏州尚虹鑫电子科技有限公司

APPROVED	CHECK	DRAWING
		

1. Scope

This specification covers multi micro-coaxial cable for medical equipment.

2. Construction and Material

Item		Unit	Specified Value	
Core Number		-	Unit A:6	Unit B:2
Conductor	Size	AWG	30	24
	Material	-	Silver plated copper	Tinned copper
	Stranding	No./mm	7/0.10	37/0.08
Insulation	Material	-	Fluoropolymer	Fluoropolymer
	Color	-	Black	Black,Red
	Thickness	mm	0.29	0.14
	Diameter	mm	0.89	0.85
Spiral Shield	Type	-	Wrap	
	Material	-	Tinned copper	
	Coverage	%	Min.95	
Jacket	Material	-	PET Tape	
	Color	-	tbd	
	Thickness	mm	0.05	
	Diameter	mm	1.04±0.05	
Cabling		-	See Fig.1	
Tape	Material	-	PTFE	
Braid Shield	Material	-	Tinned copper	
	Coverage	%	Nom.90	
Sheath	Material	-	PVC (Color: Black)	
	Thickness	mm	0.8	
	Diameter	mm	5.6±0.3	

* Add the filler to make the cable round if necessary.

3. Electrical Properties

Item	Unit	Specified Value	
		A:30WG	B:24AWG
Conductor Resistance (@ 20°C)	Ω /km	Max. 354	Max. 105
Insulation resistance (@ 20°C)	M Ω -km	Min. 1,000	
Dielectric Strength ¹⁾	-	To withstand A.C. 500V for 1min	
Capacitance (@ 1kHz)	pF/m	110 \pm 10	-
Impedance (@ 10Mhz)	Ω	50 \pm 5	-

Note 1): Applied between conductor and spiral shield with 30AWG coax

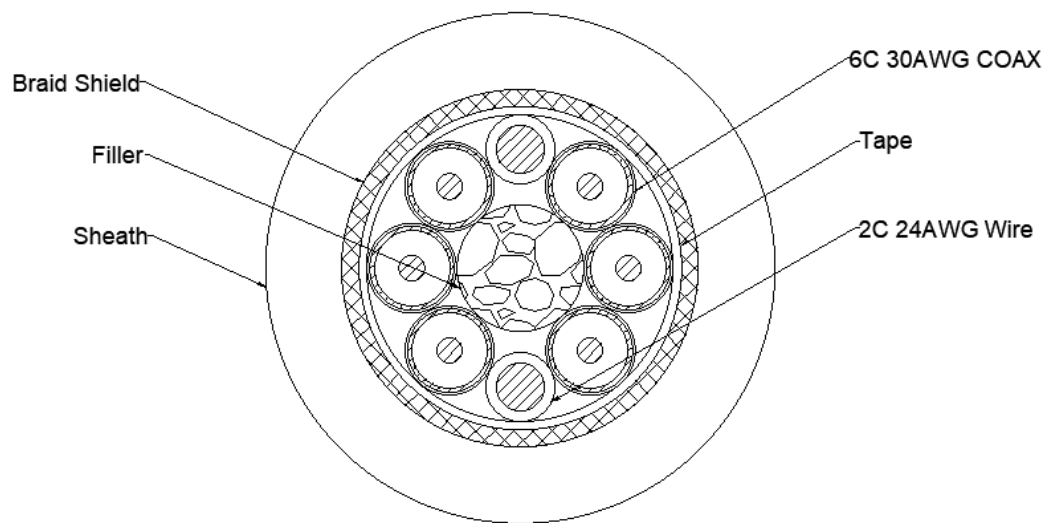


Fig. 1 Cross section of cable

REVISION RECORD

Rev. No	Issue date	Item	DWN	CHK	APVD
1	12/12/2023	tbd	Carter.Wang	Lester.Xu	Lester.Xu