


**风维克®**  
**Wind Vic**

专业气环泵设计、制造商  
Professional air pump design、manufacturer



**江苏风维克智能设备有限公司**

Jiangsu Wind Vic Intelligent Equipment Co., LTD

中国 - 上海 - 江苏

**2022 产品手册**  
product manuals

# About us

## 企业简介

# Win-Win Cooperation

## 合作双赢



## 江苏风维克智能设备有限公司

是具有自主知识产权，集开发、设计、生产制造为一体的现代化综合企业。致力于高压风机、漩涡气泵、气环真空泵的设计、生产和销售服务。

全新的设计、雄厚的技术资源、优秀的服务团队，严格的质量管理体系，标准化的现代生产车间，为客户提供满意的风机解决方案。

秉承“制造精品，优质服务”的理念，打造风机行业的优质品牌，产品安全可靠，品质如一。

客户满意是我们的追求，及时高效的市场反馈和优质的服务品质，是我们对客户的承诺。

风维克真诚欢迎海内外各界朋友到我司莅临参观指导，携手共创辉煌。

## Jiangsu Wind Vic Intelligent Equipment Co., LTD

Is a independent intellectual property rights, set development, design, production and manufacturing as one of the modern integrated enterprise.

Is committed to a high pressure blower, vortex pump, gas ring vacuum pump design, production and sales service.

Brand new design, strong technical resources, excellent service team, strict quality management system, standardized modern production workshop, unique technology and superior cost-effective, to provide customers with satisfactory fan solutions.

Adhering to the "manufacturing quality, quality service" concept, to create high-quality brand of wind turbine industry, product safety and reliability, quality, such as a. Customer satisfaction is our pursuit, timely and efficient market feedback and quality of service quality, so that our commitment to customers. GREE FAN sincerely welcome friends from all walks of life at home and abroad to visit our company to visit and guide, join hands in creating brilliant

# CONTENTS 目录

- 风维克系列产品原理、结构、企业特色 *The principle, structure and characteristics of GREEFAN products* ..... 1-3
- 风维克系列产品的优势、分类、型号说明 *Advantages, classification, model description of GREE products* ..... 4-8
- 风维克气环泵单位换算、展示、选型 *GREEFAN morale ring pump unit conversion, display, selection* ..... 9-12
- FVK2-3AC系列选型参数、曲线、尺寸 *FVK2-3AC series product selection parameters, curve, size* ..... 13-16
- FVK3-3AC系列选型参数、曲线、尺寸 *FVK3-3AC series product selection parameters, curve, size* ..... 17-20
- FVK4-3AC系列选型参数、曲线、尺寸 *FVK4-3AC series product selection parameters, curve, size* ..... 21-24
- FVK5-3AC系列选型参数、曲线、尺寸 *FVK5-3AC series product selection parameters, curve, size* ..... 25-28
- FVK6-3AC系列选型参数、曲线、尺寸 *FVK6-3AC series product selection parameters, curve, size* ..... 29-31
- FVK7-3AC系列选型参数、曲线、尺寸 *FVK7-3AC series product selection parameters, curve, size* ..... 32-36
- FVK8-3AC系列选型参数、曲线、尺寸 *FVK8-3AC series product selection parameters, curve, size* ..... 37-41
- FVK9-3AC系列选型参数、曲线、尺寸 *FVK9-3AC series product selection parameters, curve, size* ..... 42-47
- 4FVK-3AC系列高压风机选型参数、曲线、尺寸 *4FVK series of selection parameters, high pressure fan curve, size* ..... 48-54

- 风维克气泵行业应用案例 *industry applicaon case* 55-58
- CX-A系列透浦式中压风机选型参数、曲线、尺寸CX-A series medium pressure fan selection parameters, curves, dimensions 59-60
- TB-系列透浦式中压风机选型参数、曲线、尺寸TB- series medium pressure fan selection parameters, curves, dimensions 61-62
- PF-系列直翼式中压风机选型参数、曲线、尺寸PF- series straight vane medium pressure fan selection parameters, curves, dimensions 63-64
- HTB-系列多段式中压风机选型参数、曲线、尺寸HTB- series multi - section medium pressure fan selection parameters, curves, dimensions 65-67
- 3FVK-3AC系列高压风机选型参数、曲线、尺寸3FVK *series of selecon parameters、 high pressure fan curve、 size* 68-79
- .....
- .....
- .....
- .....
- .....
- .....
- .....

## 气环泵工作原理

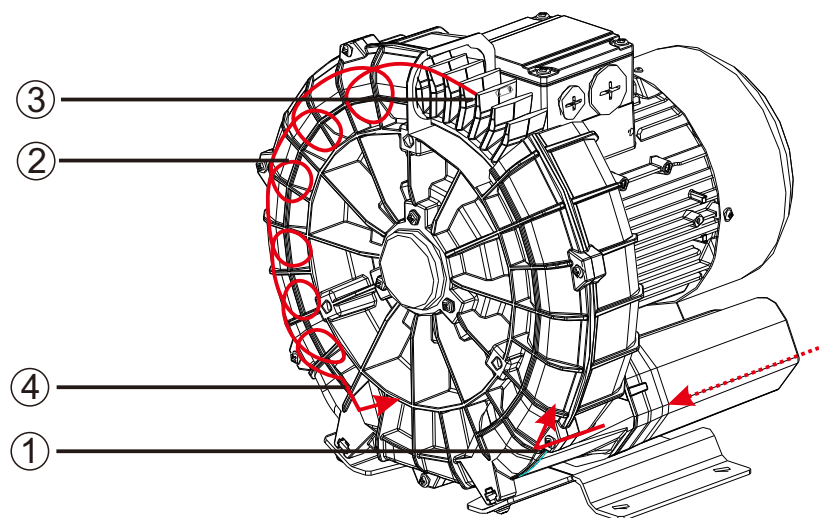
### Operating Principle

叶轮 Impeller

侧流道 Side Channel

出风口 Air Outlet

进风口 Air Inlet

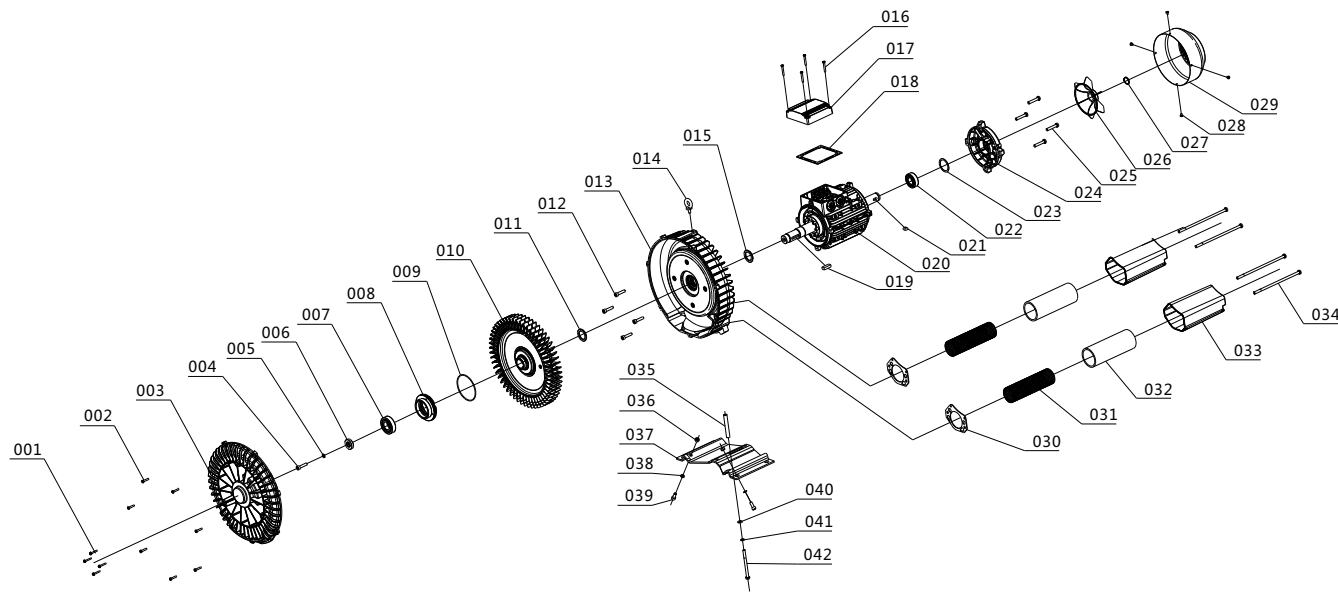



气环泵叶轮直接安装在电机转子上，是完全的无接触压缩。由于泵轴安装在压缩腔外，所以即便工作在最大的压差下，也能确保机械的最大工作可靠性。气体由吸气口1吸入，但它进入侧通道2以后，旋转叶轮3在旋转方向上给气体一个速度同时叶片上离心力使气体向外加速且压力增加。随着旋转的进行，气体的动能增加，使得沿侧通道的气体压力进一步增加。随着侧通道在出口变窄，气体被挤出叶片并通过出口消声器4排出泵体。

The impellers are mounted directly on the motor shaft for noncontact compression entirely without friction. Maximum operational reliability, even at high differential is ensured by the arrangement of the bearings outside the compression chamber. The gas is taken in through the inlet 1. As it enters the side channel 2, the rotating impeller 3 imparts velocity to the gas in the direction of rotation. Centrifugal force in the impeller blades accelerates the gas outward and the pressure increases. Every rotation adds kinetic energy. Resulting in the further increase of the pressure along the side channel. The side channel narrows at the rotor, sweeping the gas off the impeller blades and discharging it through the outlet silencer 4 where it exits the side channel blower.

气环泵组成结构图

Vacuum pump chart



编号	部件名称	编号	部件名称	编号	部件名称	编号	部件名称	编号	部件名称
No.	Part name	No.	Part name	No.	Part name	No.	Part name	No.	Part name
001	泵盖中心螺丝 screw	010	叶轮 impeller	019	键销 flatkey	028	风罩螺丝 screw	037	底板 mounting plate
002	泵盖边丝 screw	011	叶轮挡片 impeller shutter	020	电机 motor	029	风罩 fan cover	038	弹簧垫 lockwasher
003	泵盖 Pump cover	012	泵体螺丝 Screw-pumpcasing	021	键销 flatkey	030	消音筒纸垫 paper pad	039	底板螺丝 screw
004	固定座螺丝 screw	013	泵体 pumpcasing	022	轴承 bearing	031	消音筒网片 mesh enclosure	040	底板平垫 washer
005	固定座垫片 washer	014	吊环 handring	023	波形垫片 ware washer	032	消音筒海绵 soundproof sponge	041	底板弹簧垫 lockwasher
006	固定座压板 pressure-plate	015	油封 oilseal	024	电机后盖 motor cover	033	消音筒 muffle tube	042	底板螺杆 screw
007	轴承 bearing	016	接线盒盖螺丝 screw	025	后盖螺丝 screw	034	消音筒螺杆 screw		
008	轴承座 fixing base	017	接线盒盖 themotor boxcover	026	风叶 fan	035	底板支撑管 support tube		
009	轴承座密封圈 o-ring	018	接线盒盖皮垫 rubber washer	027	卡簧 circlip	036	底板螺丝 screw		

## 企业特色

### Enterprise characteristic



✍ 新颖的外观设计，优秀的工艺水准，优化升级的内外构造

Innovative design, excellent technical level, optimization and upgrading of internal and external structure

✍ 针对性的行业解决方案，完整的加工、生产、检测流程

Targeted industry solutions, complete processing, production, testing process

✍ 专业高效的服务团队、熟练严谨的产业工人、科学的管理方式方法

Professional service team, skilled industrial workers, scientific management methods

● 机壳采用优质铝合金一次性压铸成型，零部件的加工在切削加工中完成，保证精度改进传统工艺

The shell adopts the high quality aluminum alloy one-time die-casting molding, machining parts Completed in the cutting process, ensure the accuracy improvement of traditional technology

● 叶轮的设计经过精确计算论证，使同功率下性能比同类产品提高20%

The design of the impeller through the accurate calculation of argumentation, the performance under the same power ratio Similar products increased by 20%



气环泵组成结构图

Vacuum pump chart

- 100%无油，无水压缩，所有的气环真空泵的电机均为IP55的防护等级，F级绝缘
  - 双频（50/60HZ）及宽电压能满足几乎世界上所有地区的电压等级，轴承外置设计，能承受较高的工作温度，提高了运行可靠性和使用寿命
  - 引进变频驱动新概念，比用普通电机驱动的性能最大可以提高到300%，叶轮与泵体间的独特的密封形式减少气体压缩过程中的压力损失
  - 泵壳、叶轮采用压铸模具成型，坚固耐用，散热优良，采用德国、日本进口精密机床加工切割，保证精度与品质，气泵表面经过防护漆处理
  - 产品经过严格机械、电气等各方面性能测试，采用PROE、UG、CAD等电脑辅助设计软件和运动模拟仿真演示
- 
- 100% oil free compressed gas, water ring vacuum pump, motor, all are the protection class IP55, class H insulation
  - dual frequency (50/60Hz) and wide voltage can meet almost all regions of the world the voltage level, the external design of the bearing, can bear high working temperature, improves the reliability and service life
  - the introduction of variable frequency drive new concept, than the maximum performance can be driven by a common motor is improved to 300%, impeller and pump body seal forms the unique reduced pressure gas pressure loss in the process of compression
  - pump casing, impeller die-casting molding, sturdiness and durability, excellent heat dissipation, imported Japan Germany, precision machine tool cutting, ensure the accuracy and quality, air pump through the surface of protective paint processing
  - products through the strict mechanical, electrical performance test, simulation demonstrate the use of PROE, UG, CAD and other computer aided design software and motion

---

## 规格齐全 享誉全球

Specifications complete, famous all over the world

- 多达100多种的产品型号可满足您各种具体应用的要求，采用宽电压双频（50/60HZ）电机，防护等级IP55（绝缘等级F级），在世界的任何地方，都可以应用风维克气环真空泵。并且无论是在欧洲、中东、东南亚，风维克都能在很短的时间内交货，我们批量库存的产品可以随时满足您的需求。
- as many as 100 kinds of products can meet your specific application of various requirements, with wide voltage frequency (50/60HZ) motor, protection class IP55 (class F insulation), anywhere in the world, can be applied to GREEFAN ring vacuum pump. whatever in Europe, Middle East, Southeast Asia, can be delivered in a very short period of time, our volume inventory of products can meet your needs.

## 变频驱动 高效节能

variable frequency drive energy

- 当在电机或控制柜上直接安装一个变频率，同样型号的气环真空泵、压缩机可以在节能的同时处理更多流量的气体。这是由于精确的控制系统总能提供您需要的准确动力，从而避免额外的气量消耗，使系统运行费用大大减低。
- directly when installing a variable frequency motor or the control cabinet, the gas ring vacuum pump, compressor of the same type can handle more traffic in energy saving at the same time. This is because always precise control system to provide accurate power you need, so as to prevent additional gas consumption, the system running cost greatly reduced.

灵活的 安装方式

Flexible installation

- 能按任何轴向安装，没有任何限制，这意味着降低了空间要求和安装费用
- can be mounted in any direction, without any restrictions, which means that reduces the space requirements and installation costs

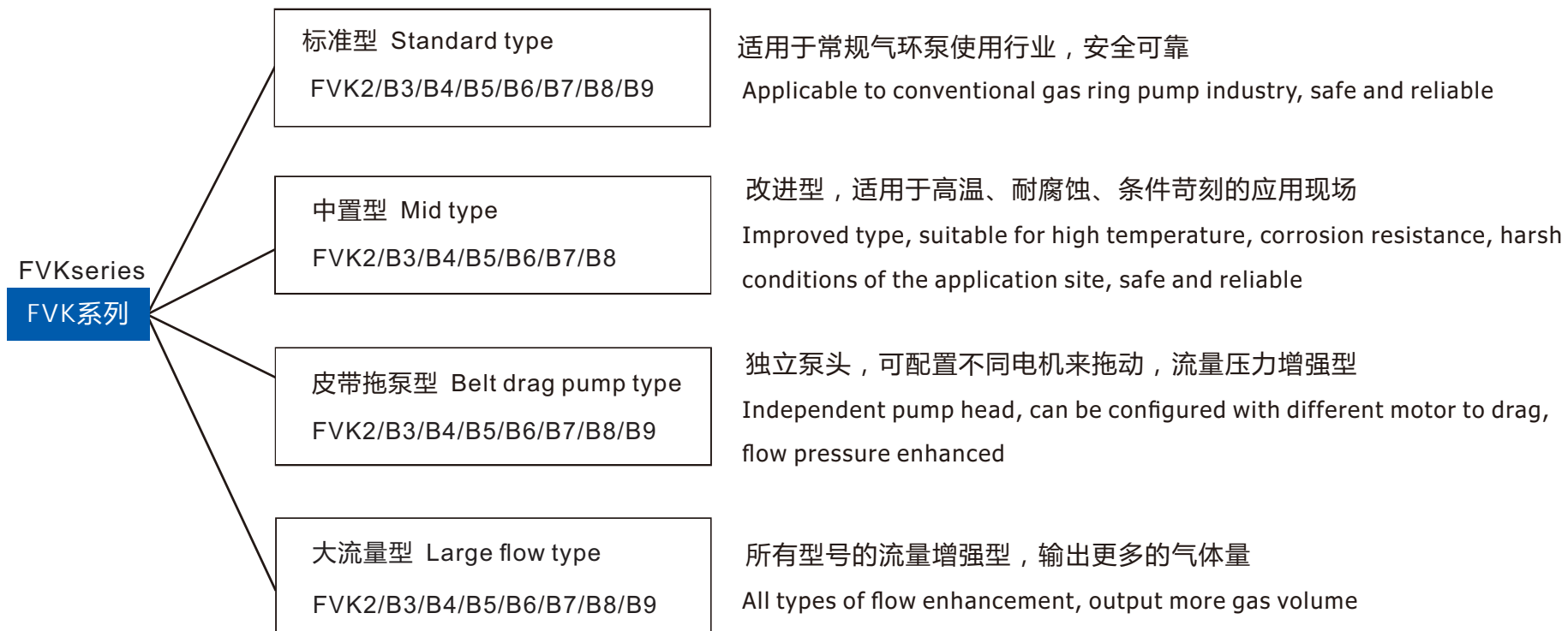
全面的 质量管理

Total quality management

- 根据ISO9001:2000的标准，风维克总是把质量和客户满意放在第一，从最初的设计、开发、生产、订单处理以及随后的顾客支持，我们总是提供给你最好的、遍及整个产品全部周期的系统服务。格力士产品的技术进步和市场成功将与它的高质量是密不可分。为了保证产品的高质量，从产品的设计到供货，格力士已建立了用于监督生产各个环节的可靠的质量保证系统。这个质量保证系统符合相关的标准约定，并通过ISO9001认证，满足全世界的要求。同时欢迎OEM，ODM等定制品开发，针对客户的使用要求和场合开发满意的新产品。
- according to the standard of ISO9001:2000, Wind Vic always put the quality and customer satisfaction in the first place, from the initial design, development, production, order processing and subsequent customer support, we will always provide you the best service, system throughout the product cycle. Technology progress and market success of GREEFAN and products with its high quality is inseparable. In order to guarantee the high quality of products, from product design to delivery, wind, have been established for the reliable quality of each link of supervision to ensure production system. The quality assurance system in conformity with the agreed standards, and through the ISO9001 certification, to meet the requirements of the world. Also welcome OEM, ODM set product development, new product usage requirements and situations develop satisfactory

## 产品分类

Product categories



4FVK series

4FVK系列

标准型 Standard type

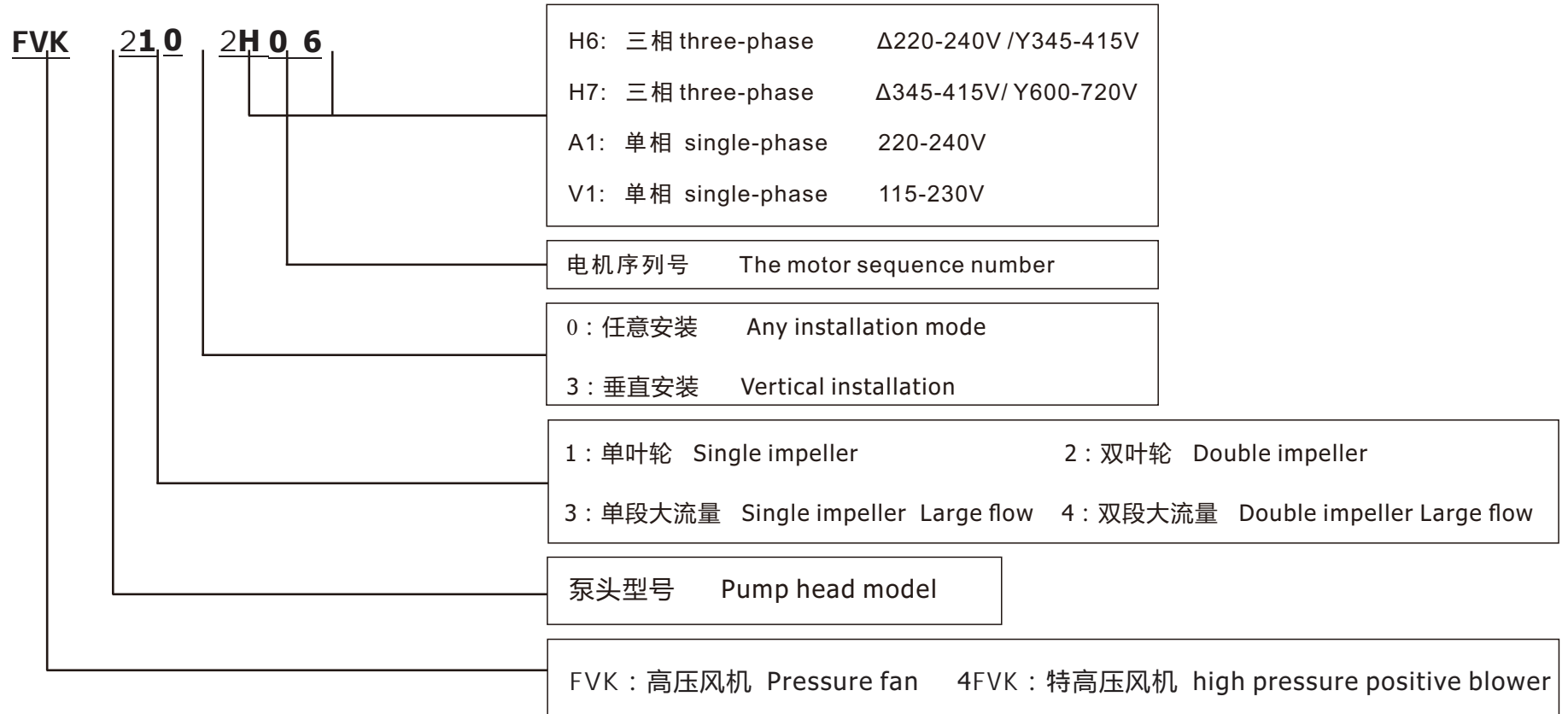
4FVK2/B3/B4/B5/B6

输出压力高，温升高、安全可靠

The output pressure is high, the temperature rise is low, safe and reliable

**型号说明**

Demonstration of the type



- 同时，针对性的提供全系列的密封性风机，全系列的防爆风机

At the same time, targeted to provide a full range of sealed fan, a full range of explosion-proof fan

● 绝对压力 Absolute pressure

绝对压力是以理想真空（绝压为零）为基准而得到的测量值。所以绝压是比参考值大 / Absolute pressure in vacuum (absolute pressure is zero) as the reference and the measured values obtained. So the pressure is greater than the reference value

● 表压 Gauge pressure

表压是指高于标准大气压力的测量值。即以标准大气为基准，因此实际测量值总是比基准值大 / Gauge pressure is that measurement is higher than the standard atmospheric pressure value. The standard atmosphere for reference, so the actual measured value is larger than the reference value

● 真空度 vacuum degree

真空度是指低于标准大气压力的测量值。测量基准仍为标准大气压，所以实际测量值小 / The vacuum is that measurement is lower than standard atmospheric pressure value. Measurement benchmark is still the standard atmospheric pressure, so the actual measured value

● 换算表 conversion table

风量 Air volume		
初始单位	换算因子	目标单位
The initial unit	conversion constant	Target unit
l/min	0.06	m <sup>3</sup> /h
gal/min	0.227	m <sup>3</sup> /h
ft <sup>3</sup> /min (cfm)	1.699	m <sup>3</sup> /h
m <sup>3</sup> /h	16.667	l/min
m <sup>3</sup> /h	4.403	gal/min
m <sup>3</sup> /h	0.588	ft <sup>3</sup> /min (cfm)

压力 Pressure		
初始单位	换算因子	目标单位
The initial unit	conversion constant	Target unit
Pa	0.01	mbar
hpa	1.0	mbar
kpa	10.0	mbar
mmH2O (mmAq)	0.098	mbar
mH2O	98.07	mbar
at	980.7	mbar
inchH2O	2.491	mbar
PSI lpdf/in2	68.948	mbar

**产品展示**

Product display

- FVK气环泵
- FVK Gas ring pump



- 4FVK气环泵
- 4FVK Gas ring pump



- FVK拖泵
- FVK Belt type



- FVK/4FVK防爆气环泵
- FVK/4FVK explosion-proof



---

## 选型及使用需知

### Special point of product quality

1. DIN VDE 0105 或 IGC 364 规定，非资格人员不得从事电气设备的工作。

资格人员:是指有厂区安全负责人授权的人员。他们根据自有的培训、经验、相关标准的知识及对事故预防的能力来完成某项必要的工作，同时能意识到潜在的危險并采取必要的防范措施。有必要的生命急救知识，熟悉相关的生命救护设备。

DIN VDE 0105 or IGC 364 regulations, non qualified personnel shall not be engaged in electrical equipment work. Qualified personnel: refers to the factory safety responsible person authorized personnel. According to their own training, experience, knowledge and ability related standards on prevention of accidents to complete a necessary work, and to realize the potential The risk and take the necessary preventive measures. It is necessary to life first aid knowledge, familiar with the life rescue equipment related.

---

2. 随设备而来的操作说明书不可能包含所有涉及要素的详细信息，尤其不可能把每一种可能的安装，操作及维护方式都涉及到。因此这些操作手册只包括能让资格人员正确操作机器或设备的必要信息。因此有必要澄清一下，如果缺乏产品的详细参数，或有相关操作等疑问,请根据此产品的设备类型和加工代号，联系我们。

Came with the equipment operating instructions may not contain detailed information all of the factors related, in particular, can not put every possible installation, are related to the operation and maintenance of way. The manual includes only can let the qualification Information necessary for correct operation personnel of machines or equipment. Therefore, it is necessary to clarify, if lack of detailed parameters of products, or related questions, please according to the type of equipment and processing code for this product, contact us

---

3. 允差：电机符合DIN EN 60 034/DIN IEC 34-1 标准，绝缘等级F。

Tolerance standard: motor meets the standard of DIN EN 60 034/DIN IEC 34-1, insulation class F.

4. 在选型时注意，要根据使用现场的具体情况，是侧重于流量还是压力等相关因素，选择最合适，性价比最高，最节省能源的方案。必要时使用释压阀、过滤器等辅助配件，以便更好的发挥设备的性能和匹配现场。

In the selection of attention when, according to the specific circumstances of the scene, is focused on the flow or pressure and other related factors, choose the most suitable, cost-effective, the energy is saved. The use of pressure release valve, filter when necessary And other auxiliary parts, in order to better play the performance of equipment and matching field.

5. 启动前及启动准备检查紧固件有无松动、脱落，外壳不变形错位，完好无损/接线方式、电源电压等符合要求/外壳接地，安装漏电保护器/检查电机转向是否正确正常运转时，应平稳、震动、温升噪音均正常

Start up and ready to check the fastener without loosening, shed off 5 before the start, shell not deformation dislocation, intact / wiring, power supply voltage, meet the requirement / shell grounding, installation of leakage protector / check the shift motors Ensure normal operation should be smooth, vibration, noise, temperature rise were normal

6. 气泵在运转过程中，如出现噪音异常增大、尖叫、振动加大、温度异常升高应立即切断电源进行检查，待故障排除后再通电运转


pump during operation, such as noise, vibration, increase the abnormal increase of screaming, abnormal temperature rise should be cut off the power supply immediately checked, troubleshooting to be re energized.

**严禁进气口采用硬链接，必须采用软连接！**

**No inlet using hard links, must use soft connection!**

## FVK-2 3AC 气环泵型号及性能参数表 (IP55 50/60 Hz)

FVK 3AC Gas ring pump model and performance parameter table (IP55 50/60HZ)



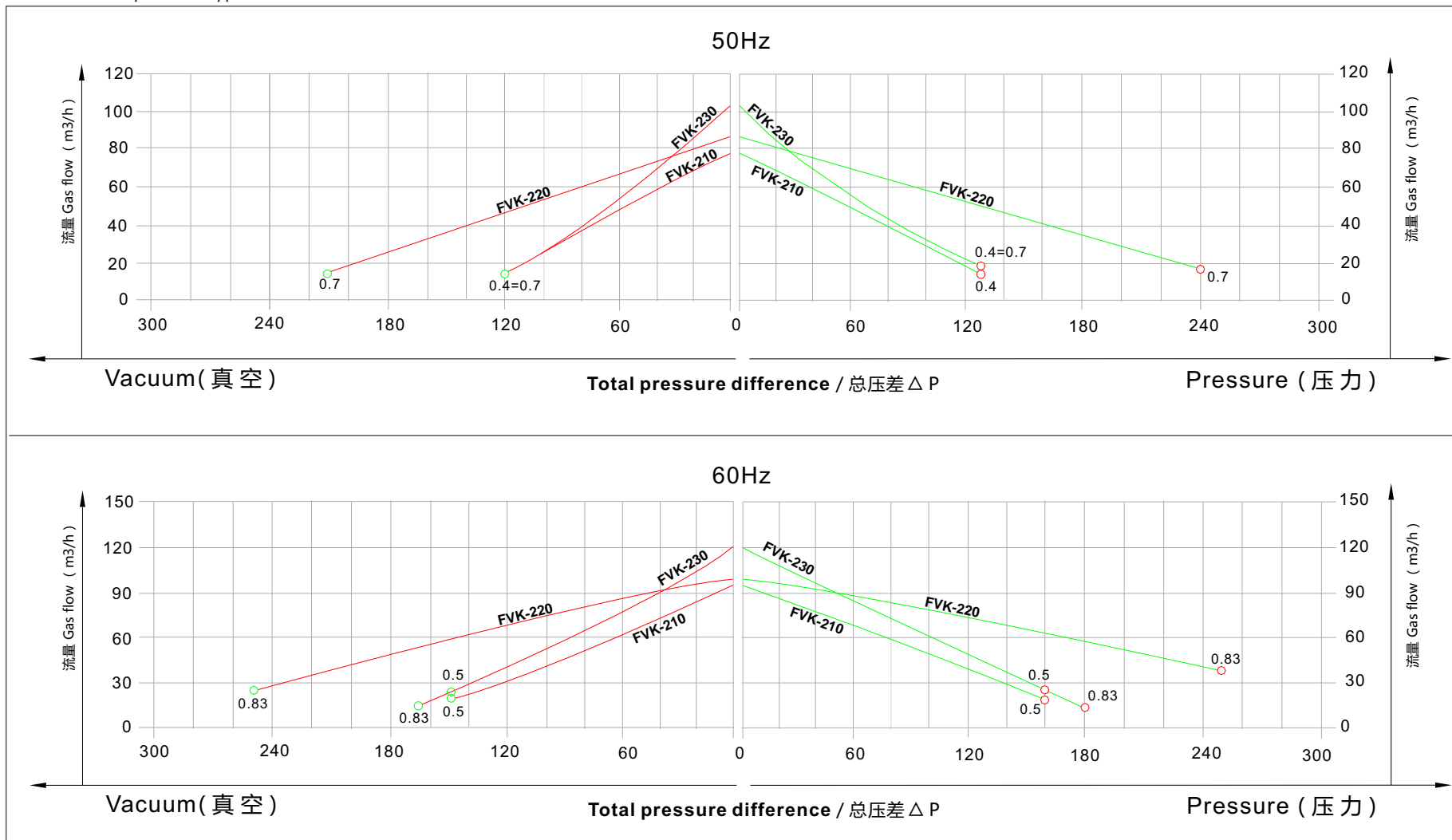
型号 (FVK-3AC) Model	单级	马达额定参数 Motor rated parameters					最大	额定	额定	噪音 noises dB(A)	重量 Weight Kg
	双级	频率	功率	电压		电流	排吸流量	真空压力	压缩压力		
	single	frequency	power	voltage		current	Max airflow	rated Vacuum	rated		
	double	HZ	KW	V		A	m3/h	mbar	mbar		
FVK 210 2H16	单	50	0.4	200-240△	345-415Y	2.6△/1.5Y	80	-120	130	53	10
		60	0.5	220-275△	380-480Y	2.6△/1.5Y	80	-120	130	53	
FVK 220 2H26	双	50	0.7	200-240△	345-415Y	3.8△/2.2Y	85	-210	240	55	15
		60	0.83	220-275△	380-480Y	3.75△/2.15Y	102	-250	250	61	
FVK 230 2H16	单	50	0.4	200-240△	345-415Y	2.6△/1.5Y	105	-120	130	54	11
		60	0.5	220-275△	380-480Y	2.6△/1.5Y	120	-150	160	57	
FVK 230 2H26	单	50	0.7	200-240△	345-415Y	3.8△/2.2Y	105	-120	140	54	12
		60	0.83	220-275△	380-480Y	3.8△/2.2Y	120	-160	180	57	

注：0.4-2.2KW可做单相电压

**FVK-2 真空压缩曲线图**

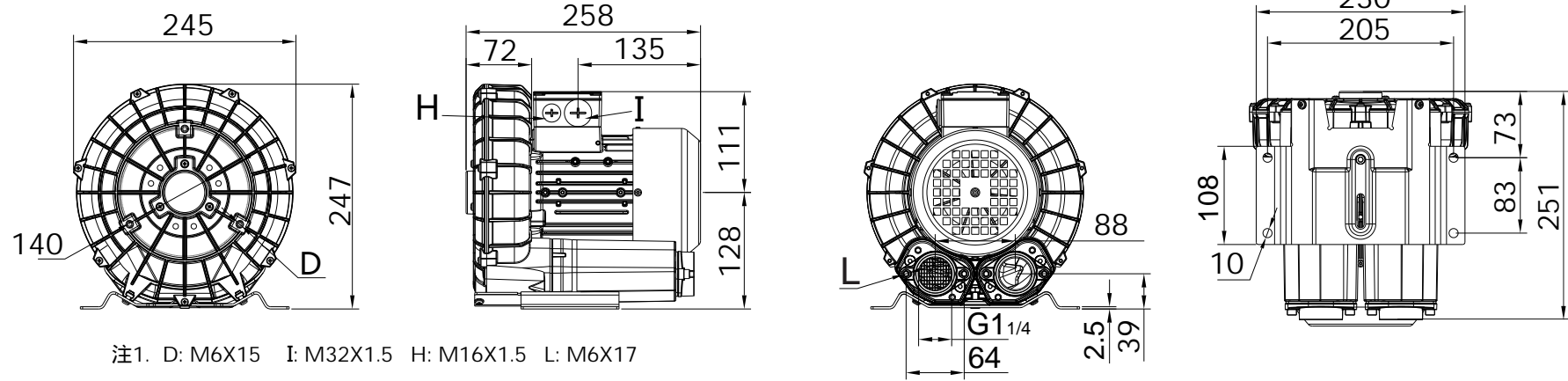
Vacuum compression type curve

下面的性能曲线是在吸抽15°C空气，排气压力1013mbar的工况下测出的，允差±10%，吸入空气和环境温度不超过25°C时，即可达到图示总压差。  
 the performance curves are valid for pumping air at 15°C at the inlet flanges with an air pressure of 1.103 mbar of ±10%. the total pressure differences are valid up to an intake and ambient of 25°C.



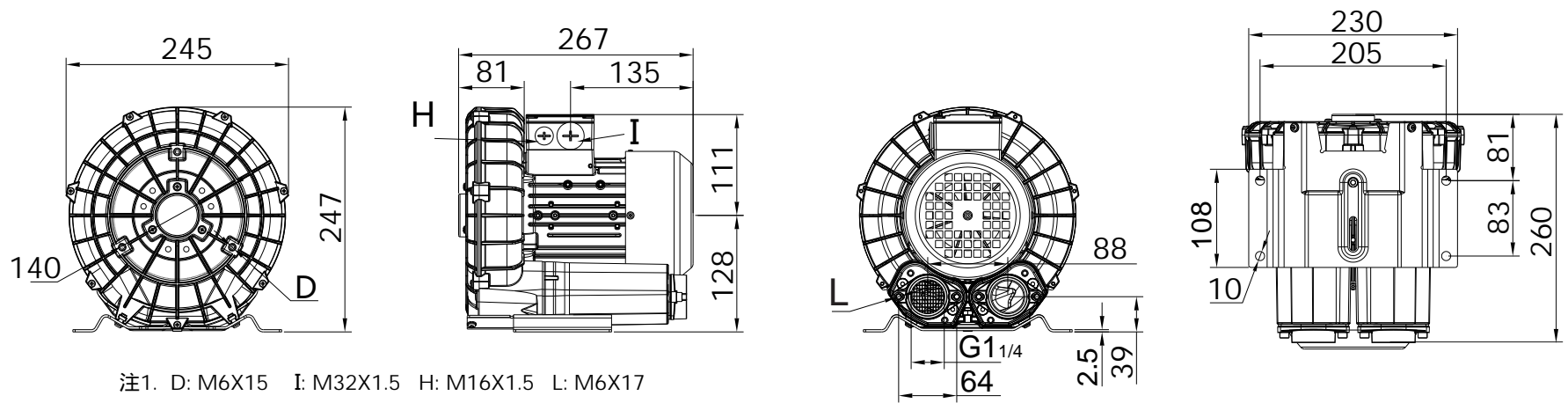
**FVK210单级 安装尺寸**

**FVK210** Single stage mounting dimensions



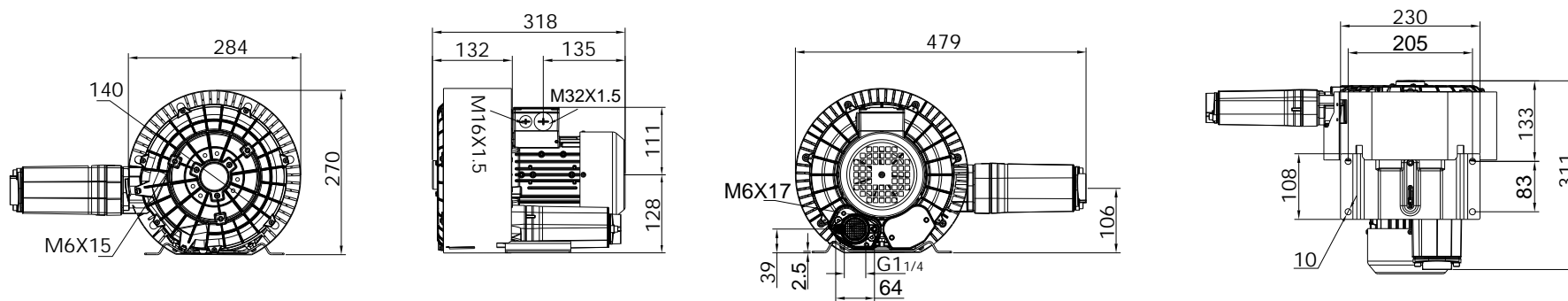
**FVK230单级 安装尺寸**

**FVK230** Single stage mounting dimensions




**FVK220-双级** 安装尺寸

**FVK220-Double** stage mounting dimensions



## FVK3 3AC 气环泵型号及性能参数表 (IP55 50/60 Hz)

FVK3 3AC Gas ring pump model and performance parameter table (IP55 50/60HZ)



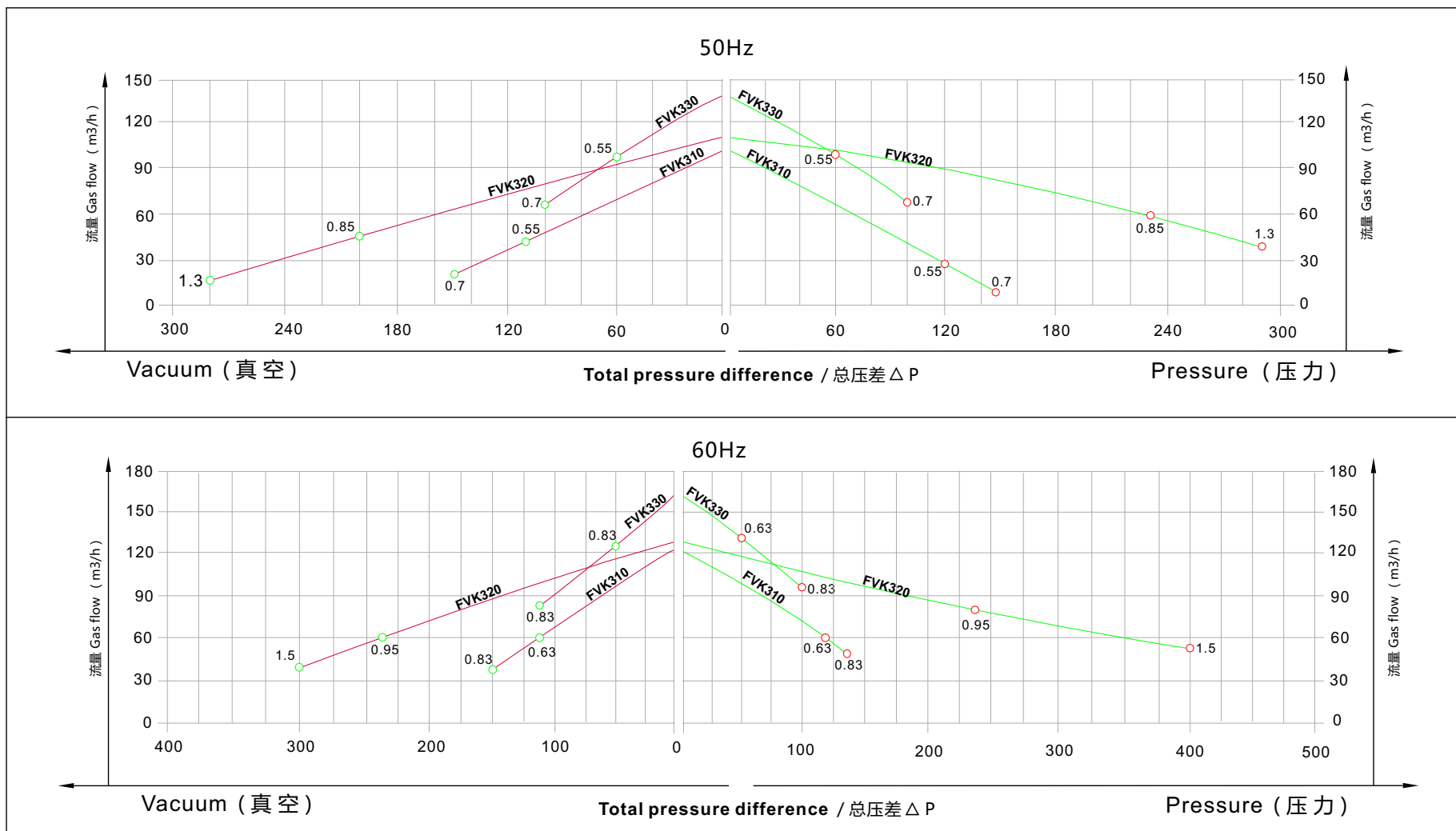
型号 (FVK3-3AC) Model	单级	马达额定参数 Motor rated parameters				最大	额定	额定	噪音 noises dB(A)	重量 Weight Kg	
	双级	频率	功率	电压	电流	排吸流量	真空压力	压缩压力			
	single	frequency	power	voltage	current	Max airflow	rated Vacuum	rated compress			
	double	HZ	KW	V	A	m3/h	mbar	mbar			
• FVK310 2H06	单	50	0.55	200-240△	345-415Y	2.8△/1.6Y	100	-110	120	55	11
		60	0.63	220-275△	380-480Y	3.0△/1.7Y	120	-110	120	57	
• FVK310 2H16	单	50	0.7	200-240△	345-415Y	3.8△/2.2Y	100	-150	150	55	12
		60	0.83	220-275△	380-480Y	3.8△/2.2Y	120	-150	140	57	
• FVK330 2H06	单	50	0.55	200-240△	345-415Y	2.8△/1.6Y	140	-60	60	56	12
		60	0.63	220-275△	380-480Y	3.0△/1.7Y	165	-50	50	58	
• FVK330 2H16	单	50	0.7	200-240△	345-415Y	3.8△/2.2Y	140	-100	100	56	13
		60	0.83	220-275△	380-480Y	3.8△/2.2Y	165	-115	100	58	
• FVK320 2H26	双	50	0.85	200-240△	345-415Y	4.2△/2.4Y	110	-200	230	58	17
		60	0.95	220-275△	380-480Y	4.0△/2.3Y	130	-240	240	60	
• FVK320 2H36	双	50	1.3	200-240△	345-415Y	5.7△/3.3Y	110	-280	290	58	18
		60	1.5	220-275△	380-480Y	6.0△/3.5Y	130	-300	400	60	

注：0.4-2.2KW可做单相电压

**FVK3 真空压缩选型曲线 3AC**

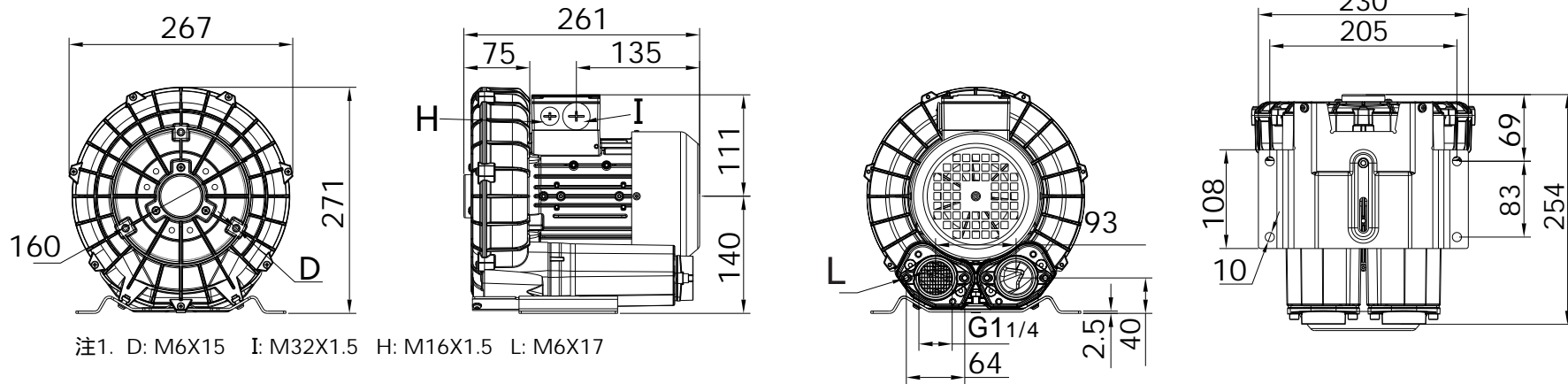
Vacuum compression type curve

下面的性能曲线是在吸抽15°C空气，排气压力1013mbar的工况下测出的，允差±10%，吸入空气和环境温度不超过25°C时，即可达到图示总压差。  
 the performance curves are valid for pumping air at 15°C at the inlet flanges with an air pressure of 1.103 mbar of ±10%. the total pressure differences are valid up to an intake and ambient of 25°C.



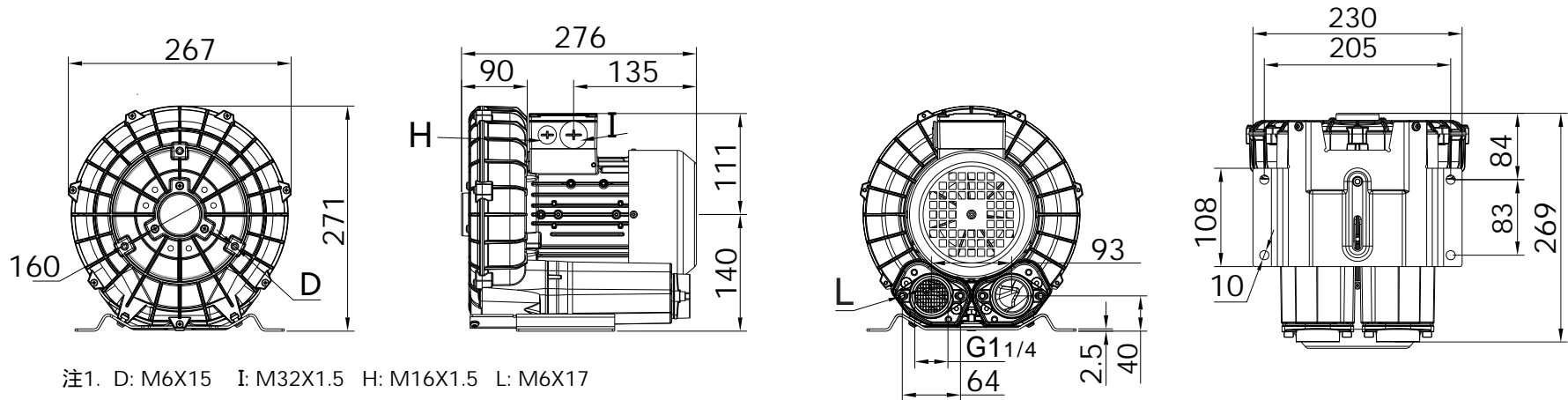
**FVK310单级** 安装尺寸

**FVK310** Single stage mounting dimensions



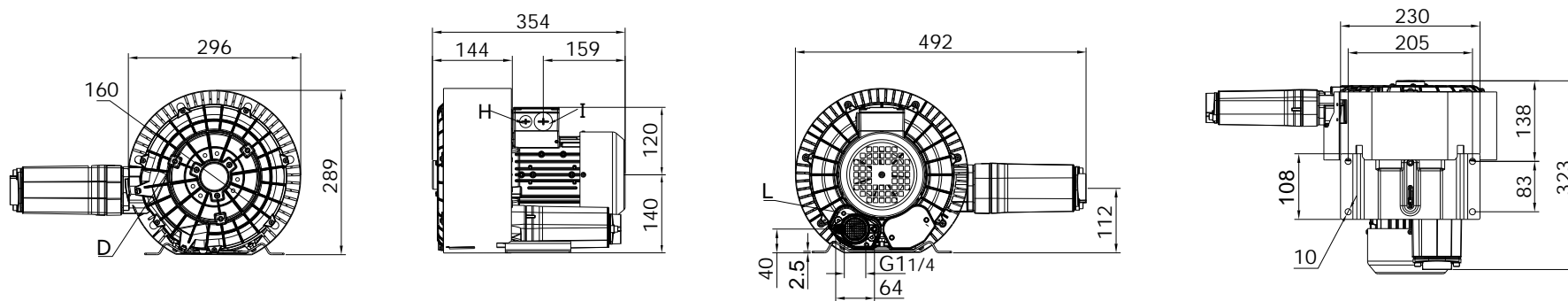
**FVK330单级** 安装尺寸

**FVK330** Single stage mounting dimensions



**FVK320 双级** 安装尺寸

**FVK320** Double stage mounting dimensions




注1. FVK320-2H26  
 FVK320-2H36

注2. D: M6X15 I: M32X1.5 H: M16X1.5 L: M6X17

## FVK4 3AC 气环泵型号及性能参数表 (IP55 50/60 Hz)

FVK4 3AC Gas ring pump model and performance parameter table (IP55 50/60HZ)



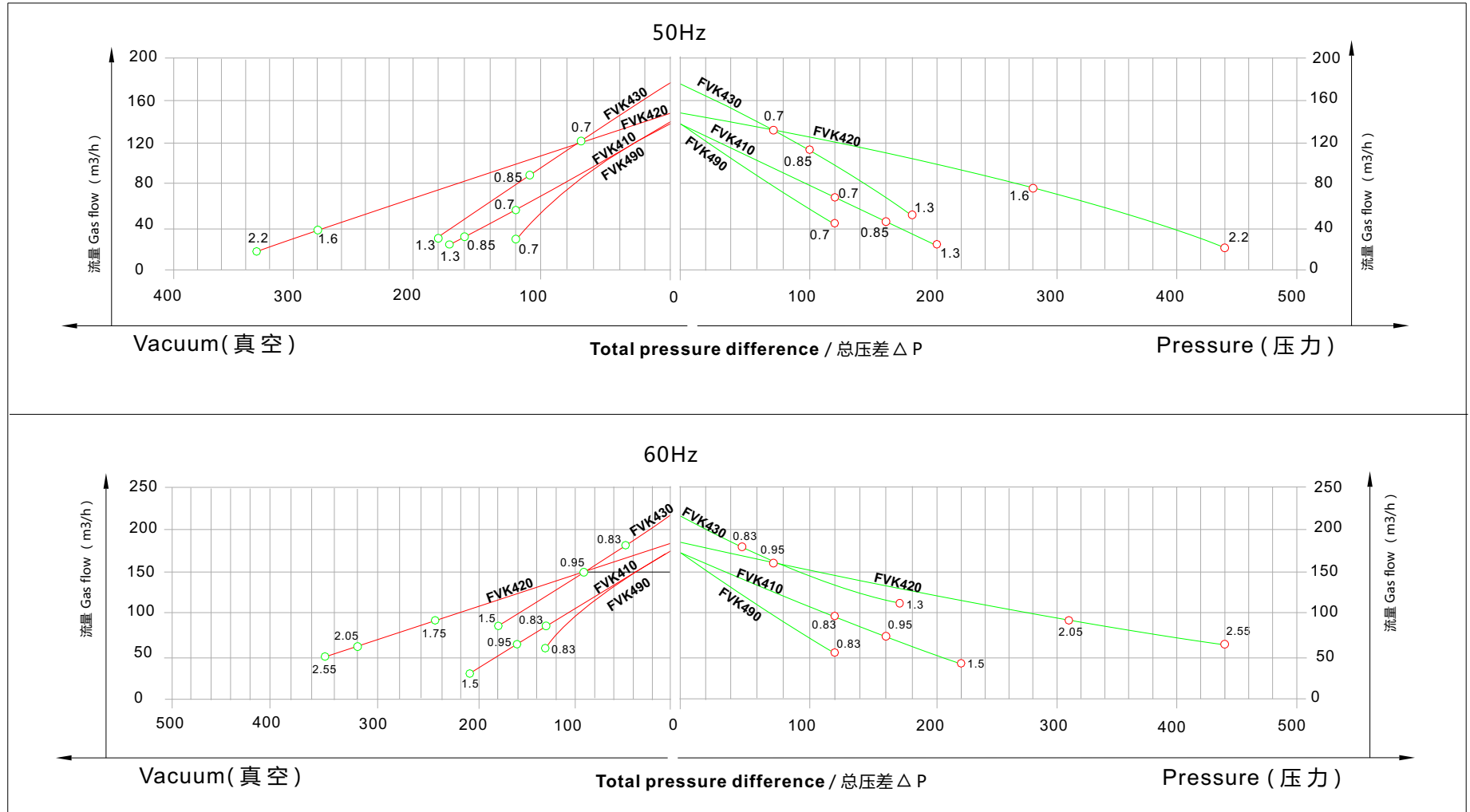
型号 (FVK4-3AC) Model	单级	马达额定参数 Motor rated parameters				最大	额定	额定	噪音 noises dB(A)	重量 Weight Kg	
	双级	频率	功率	电压		电流	排吸流量	真空压力			压缩压力
	single	frequency	power	voltage		current	Max airflow	rated Vacuum			rated compress
	double	HZ	KW	V		A	m3/h	mbar			mbar
• FVK 410 2H06	单	50	0.7	200-240△	345-415Y	3.8△/2.2Y	145	-120	120	63	15
		60	0.83	220-275△	380-480Y	3.75△/2.15Y	175	-140	140	64	
• FVK 410 2H16	单	50	0.85	200-240△	345-415Y	4.0△/2.3Y	145	-160	160	63	17
		60	0.95	220-275△	380-480Y	3.85△/2.25Y	175	-160	160	64	
• FVK 410 2H26	单	50	1.3	200-240△	345-415Y	5.7△/3.3Y	145	-170	200	63	18
		60	1.5	220-275△	380-480Y	6.0△/3.5Y	175	-210	220	64	
• FVK 430 2H06	单	50	0.7	200-240△	345-415Y	3.8△/2.2Y	180	-70	70	64	14
		60	0.83	220-275△	380-480Y	3.8△/2.2Y	210	-50	50	65	
• FVK 430 2H16	单	50	0.85	200-240△	345-415Y	4.2△/2.4Y	180	-110	100	64	17
		60	0.95	220-275△	380-480Y	4.0△/2.3Y	210	-90	70	65	
• FVK 430 2H26	单	50	1.3	200-240△	345-415Y	6.6△/3.8Y	180	-180	180	64	18
		60	1.5	220-275△	380-480Y	6.9△/4.0Y	210	-180	170	65	
• FVK 490 2H06	单	50	0.7	200-240△	345-415Y	2.5△/1.4Y	140	-120	120	63	14
		60	0.83	220-275△	380-480Y	2.7△/1.6Y	175	-140	140	64	
• FVK 420 2H36	双	50	1.6	200-240△	345-415Y	7.5△/4.3Y	150	-280	280	66	25
		60	2.05	220-275△	380-480Y	7.6△/4.4Y	180	-320	310	69	
• FVK 420 2H46	双	50	2.2	200-240△	345-415Y	9.7△/5.6Y	150	-330	420	66	27
		60	2.55	220-275△	380-480Y	10△/5.8Y	180	-350	440	69	

注：0.4-2.2KW可做单相电压

**FVK4 真空压缩选型曲线 3AC**

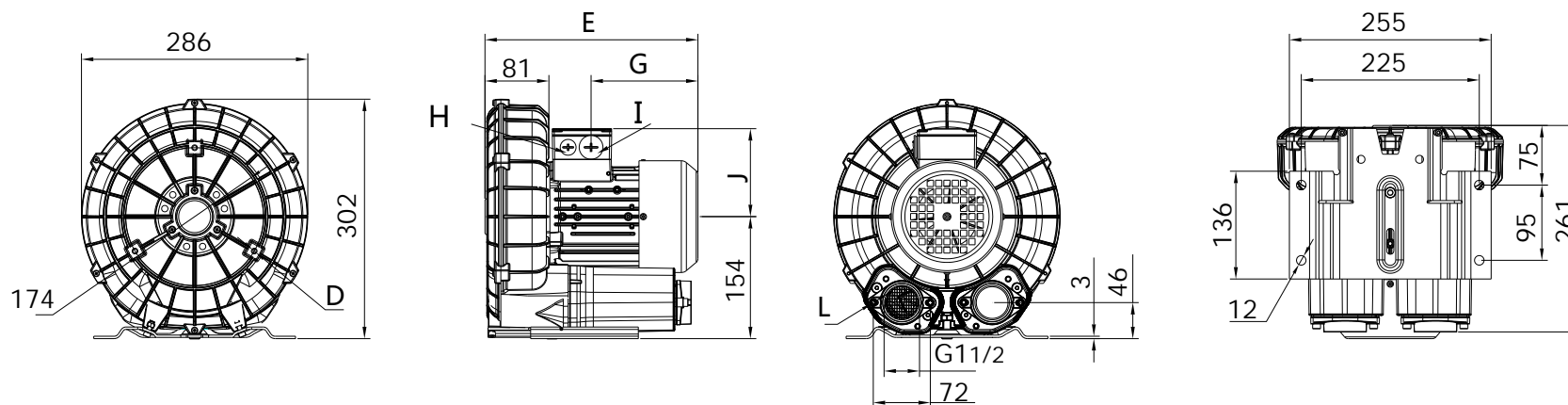
Vacuum compression type curve

下面的性能曲线是在吸抽15°C空气，排气压力1013mbar的工况下测出的，允差±10%，吸入空气和环境温度不超过25°C时，即可达到图示总压差。  
 the performance curves are valid for pumping air at 15°C at the inlet flanges with an air pressure of 1.103 mbar of ±10%. the total pressure differences are valid up to an intake and ambient of 25°C.



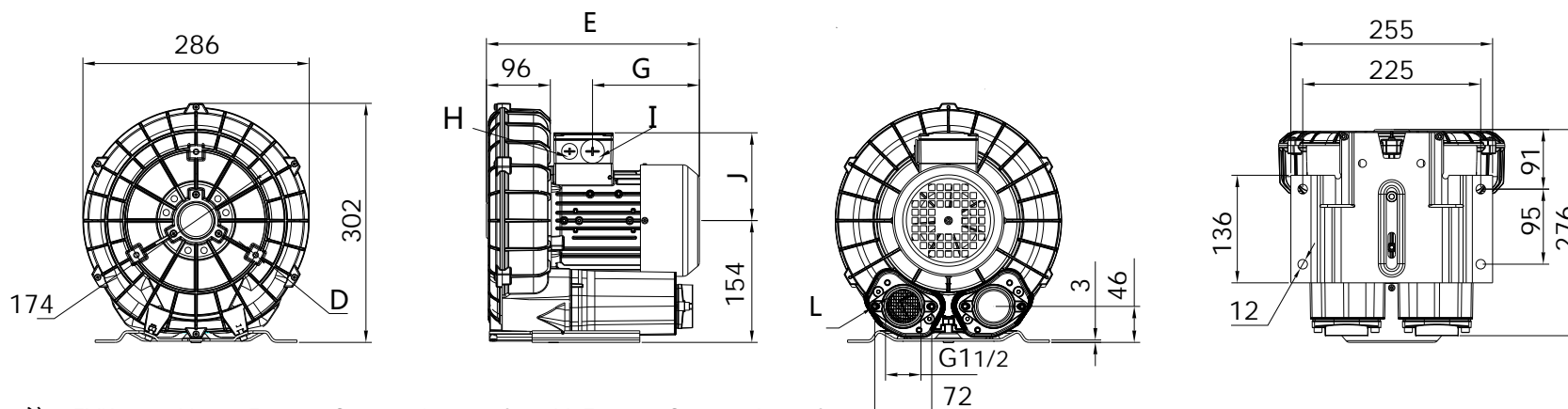
**FVK410/430单级 安装尺寸**

**FVK410/430 Single stage mounting dimensions**



注1. FVK410-2H06 E: 269 G: 135 J: 111 (220V E: 269 G: 135 J: 111)  
 FVK410-2H16 E: 294 G: 159 J: 120 (220V E: 294 G: 159 J: 120)  
 FVK410-2H26 E: 294 G: 159 J: 120 (220V E: 294 G: 159 J: 120)

注2. D: M6X15 I: M32X1.5 H: M16X1.5 L: M6X17

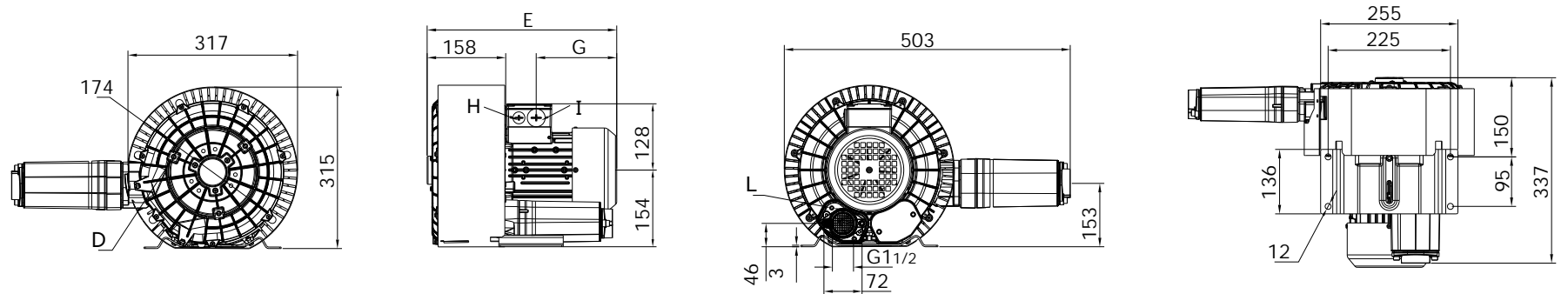


注1. FVK430-2H06 E: 284 G: 135 J: 111 (220V E: 284 G: 135 J: 111)  
 FVK430-2H16 E: 309 G: 159 J: 120 (220V E: 309 G: 159 J: 120)  
 FVK430-2H26 E: 309 G: 159 J: 120 (220V E: 309 G: 159 J: 120)

注2. D: M6X15 I: M32X1.5 H: M16X1.5 L: M6X17

**FVK420双级** 安装尺寸

**FVK420双级** Double stage mounting dimensions



注1. FVK420-2H36 E: 401 G: 191 (220V E: 428 G: 217)

FVK420-2H46 E: 401 G: 191 (220V E: 428 G: 217) 注2. D: M6X15 I: M32X1.5 H: M16X1.5 L: M6X17

## FVK 5 3AC 气环泵型号及性能参数表 (IP55 50/60 Hz)

FVK 5 3AC Gas ring pump model and performance parameter table (IP55 50/60HZ)

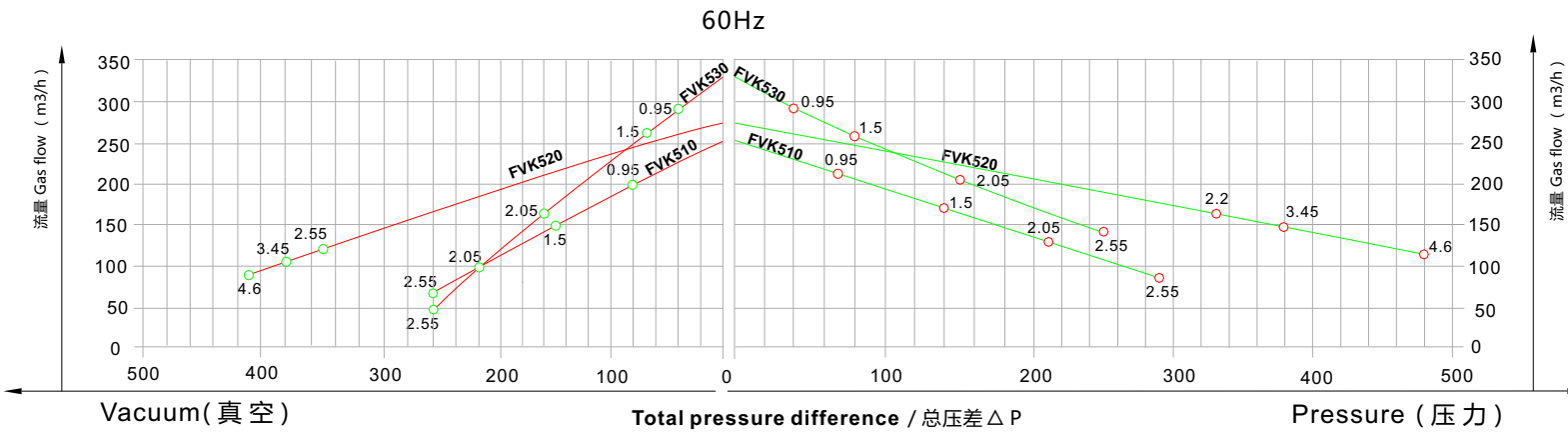
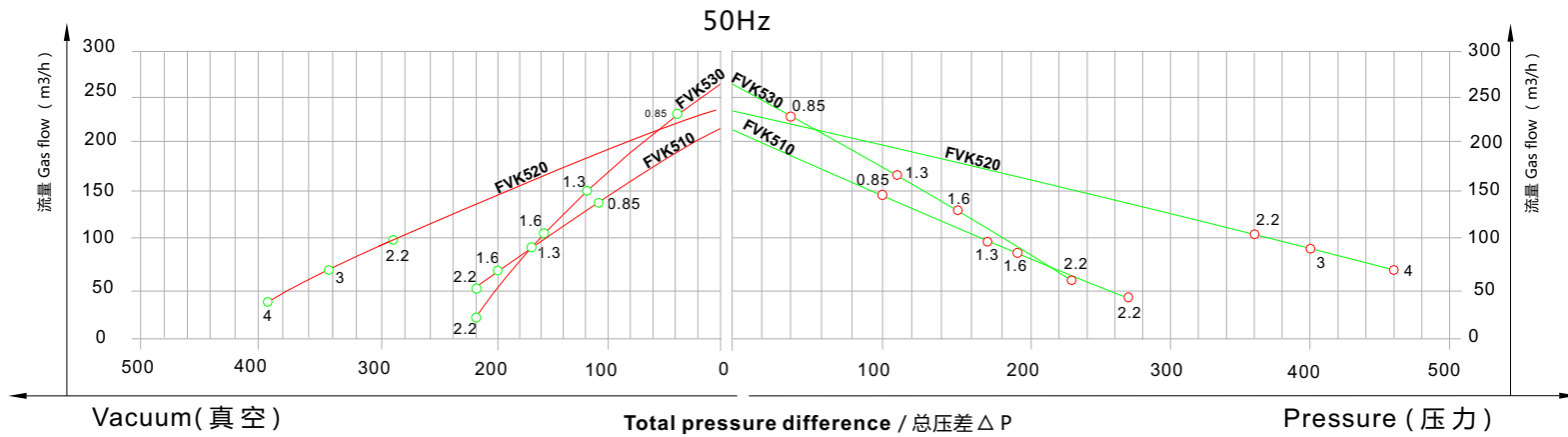
型号 (FVK5-3AC) Model	单级	马达额定参数 Motor rated parameters				最大	额定	额定	噪音 noises dB(A)	重量 Weight Kg	
	双级	频率	功率	电压		电流	排吸流量	真空压力			压缩压力
	single	frequency	power	voltage		current	Max airflow	rated Vacuum			rated
	double	HZ	KW	V		A	m3/h	mbar			mbar
• FVK 510 2H06	单	50	0.85	200-240△	345-415Y	4.2△/2.3Y	210	-110	100	64	20
		60	0.95	220-275△	380-480Y	4.0△/2.3Y	255	-80	70	70	
• FVK 510 2H16	单	50	1.3	200-240△	345-415Y	6.6△/3.8Y	210	-170	170	64	22
		60	1.5	220-275△	380-480Y	6.9△/4.0Y	255	-150	140	70	
• FVK 510 2H26	单	50	1.6	200-240△	345-415Y	7.5△/4.3Y	210	-200	190	64	23
		60	2.05	220-275△	380-480Y	7.6△/4.4Y	255	-220	210	70	
• FVK 510 2H36	单	50	2.2	200-240△	345-415Y	9.7△/5.6Y	210	-220	270	64	26
		60	2.55	220-275△	380-480Y	10.3△/6.0Y	255	-260	290	70	
• FVK 530 2H06	单	50	0.85	200-240△	345-415Y	4.0△/2.3Y	270	-40	40	65	21
		60	0.95	220-275△	380-480Y	4.2△/2.4Y	330	-40	40	70	
• FVK 530 2H16	单	50	1.3	200-240△	345-415Y	6.6△/3.8Y	270	-120	110	65	23
		60	1.5	220-275△	380-480Y	6.9△/4.0Y	330	-90	80	70	
• FVK 530 2H26	单	50	1.6	200-240△	345-415Y	7.5△/4.3Y	270	-160	150	65	24
		60	2.05	220-275△	380-480Y	7.6△/4.4Y	330	-160	150	70	
• FVK 530 2H36	单	50	2.2	200-240△	345-415Y	9.7△/5.6Y	270	-220	230	65	26
		60	2.55	220-275△	380-480Y	10.3△/6Y	330	-260	250	71	
• FVK 520 2H36	双	50	2.2	200-240△	345-415Y	9.7△/5.6Y	230	-290	360	72	35
		60	2.55	220-275△	380-480Y	10.3△/6.0Y	275	-350	330	74	
• FVK 520 2H46	双	50	3	200-240△	345-415Y	12.5△/7.2Y	230	-340	410	72	40
		60	3.45	220-275△	380-480Y	12.6△/7.3Y	275	-380	360	74	
• FVK 520 2H57	双	50	4	345-415△	600-720Y	10△/5.8Y	230	-390	490	72	41
		60	4.6	380-480△	660-720Y	9.9△/5.71Y	275	-410	480	74	

注：0.4-2.2KW可做单相电压

**FVK5 真空压缩选型曲线 3AC**

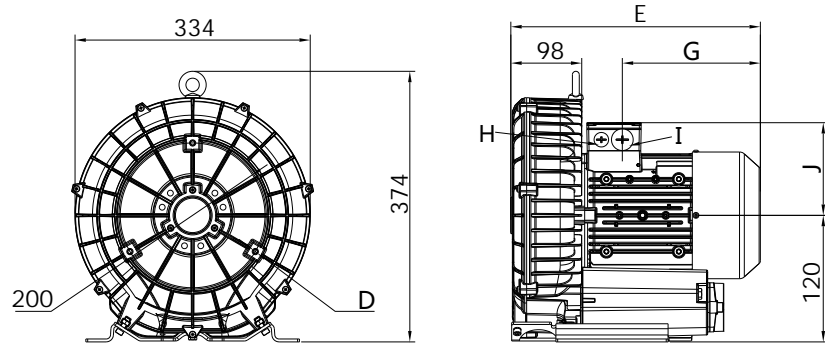
Vacuum compression type curve

下面的性能曲线是在吸抽15°C空气，排气压力1013mbar的工况下测出的，允差±10%，吸入空气和环境温度不超过25°C时，即可达到图示总压差。  
 the performance curves are valid for pumping air at 15°C at the inlet flanges with an air pressure of 1.103 mbar of ±10%. the total pressure differences are valid up to an intake and ambient of 25°C.

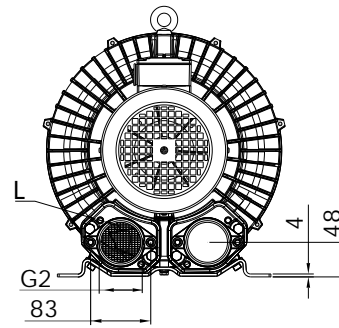


**FVK510/530单级 安装**

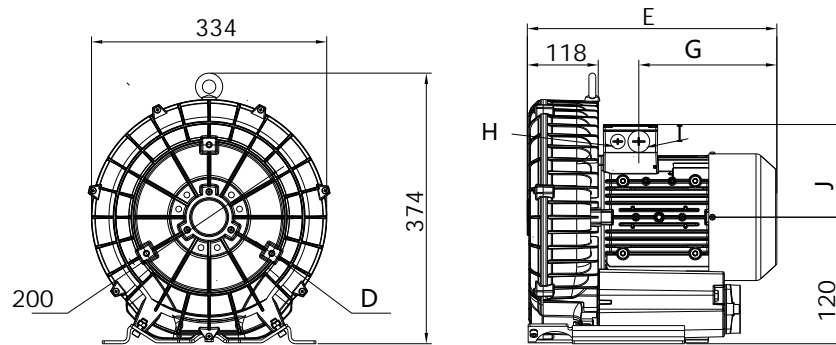
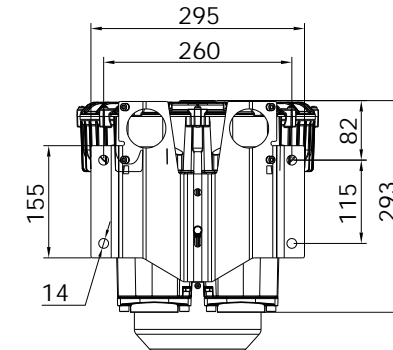
**FVK510/530 Single stage mounting dimensions**



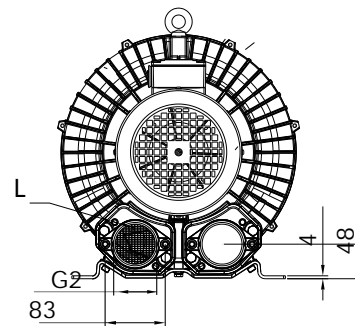
- 注1. FVK510-2H06 E: 313 G: 159 J:120 (220V E: 313 G: 159 J:120)  
 FVK510-2H16 E: 313 G: 159 J:120 (220V E: 371 G: 217 J:128)  
 FVK510-2H26 E: 345 G: 191 J:128 (220V E: 371 G: 217 J:128)  
 FVK510-2H36 E: 345 G: 191 J:128 (220V E: 371 G: 217 J:128)



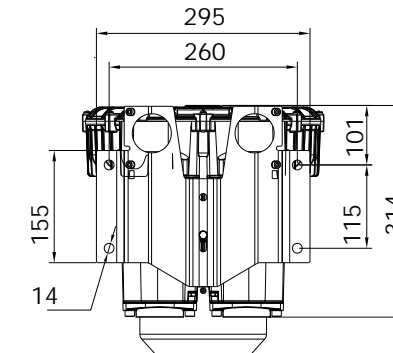
- 注2. D: M8X20 I: M25X1.5 H: M16X1.5 L: M8X17



- 注1. FVK530-2H06 E: 334 G: 159 J:120 (220V E: 334 G: 159 J:120)  
 FVK530-2H16 E: 334 G: 159 J:120 (220V E: 392 G: 217 J:128)  
 FVK530-2H26 E: 366 G: 191 J:128 (220V E: 392 G: 217 J:128)  
 FVK530-2H36 E: 366 G: 191 J:128 (220V E: 392 G: 217 J:128)

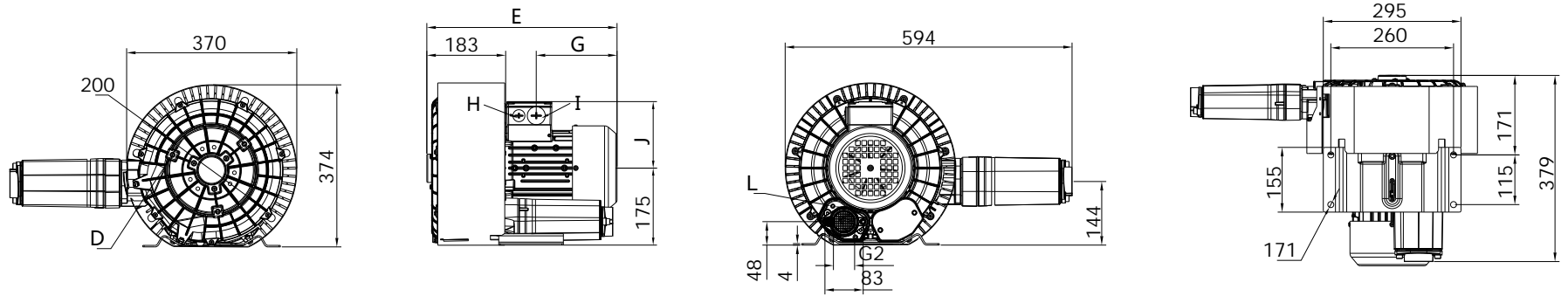


- 注2. D: M8X20 I: M25X1.5 H: M16X1.5 L: M8X17



**FVK520双级** 安装尺寸

**FVK520** Double stage mounting dimensions






注1. FVK520-2H36 E: 430 G: 190 J:128 (220V E: 457 G: 217 J:135)  
 FVK520-2H46 E: 462 G: 188 J:135  
 FVK520-2H57 E: 499 G: 225 J:135

注2. D: M8X20 I: M25X1.5 H: M16X1.5 L: M8X17

## FVK6 3AC 气环泵型号及性能参数表 (IP55 50/60 Hz)

FVK6 3AC Gas ring pump model and performance parameter table (IP55 50/60HZ)



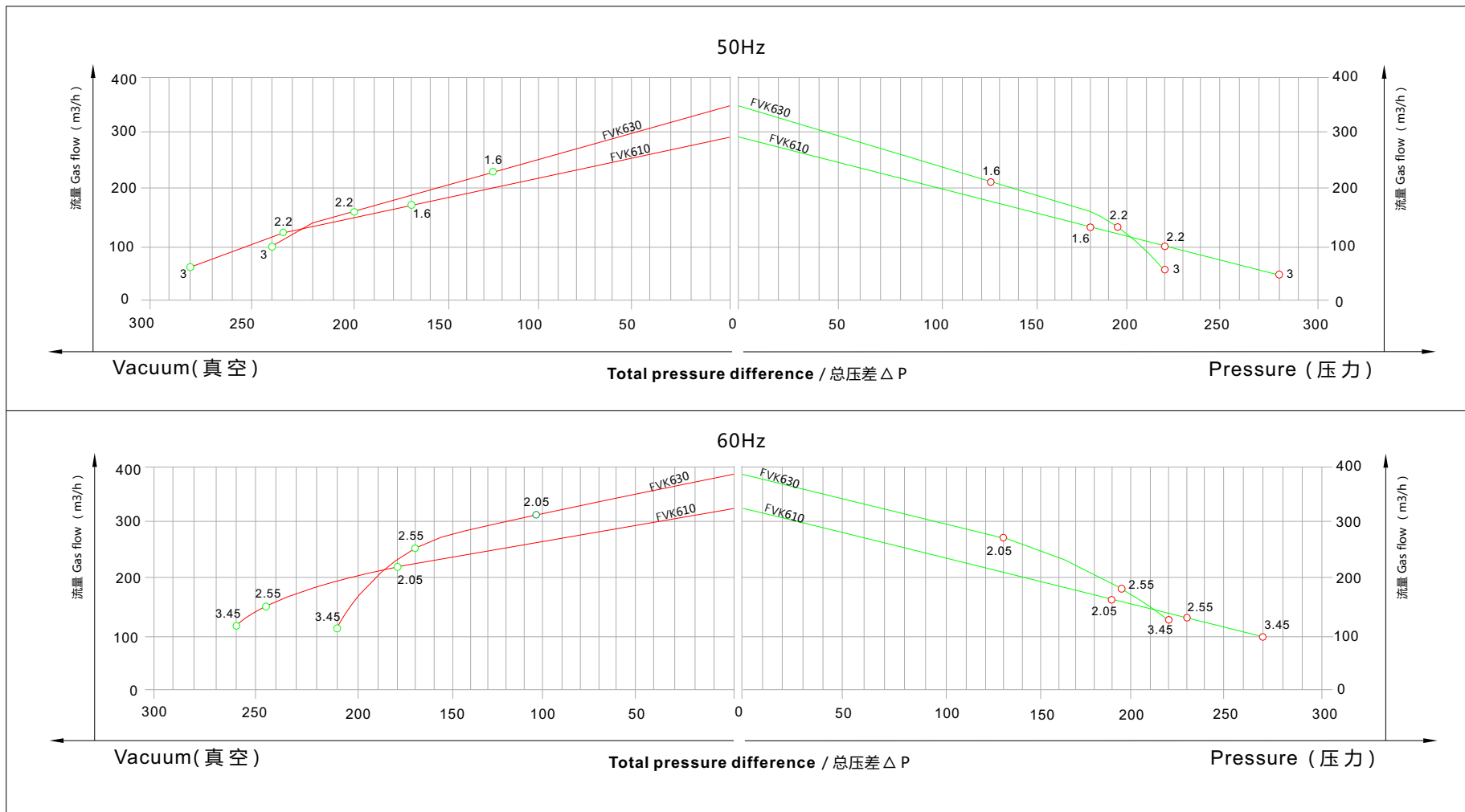
型号 (FVK6-3AC) Model	单级	马达额定参数 Motor rated parameters				最大	额定	额定	噪音 noises dB(A)	重量 Weight Kg	
	双级	频率	功率	电压	电流	排吸流量	真空压力	压缩压力			
	single	frequency	power	voltage	current	Max airflow	rated Vacuum	rated			
	double	HZ	KW	V	A	m3/h	mbar	mbar			
• FVK 610 2H06	单	50	1.6	200-240△	345-415Y	8.5△/4.9Y	265	-170	180	67	24
		60	2.05	220-275△	380-480Y	8.8△/5.5Y	315	-180	190	70	
• FVK 610 2H16	单	50	2.2	200-240△	345-415Y	9.7△/5.6Y	265	-235	220	67	27
		60	2.55	220-275△	380-480Y	10.3△/6.0Y	315	-245	230	70	
• FVK 610 2H26	单	50	3	200-240△	345-415Y	12.5△/7.2Y	270	-280	280	69	32
		60	3.45	220-275△	380-480Y	12.6△/7.3Y	315	-260	270	78	
• FVK 630 2H06	单	50	1.6	200-240△	345-415Y	8.5△/4.9Y	345	-125	125	70	26
		60	2.05	220-275△	380-480Y	8.8△/5.1Y	415	-105	130	73	
• FVK 630 2H16	单	50	2.2	200-240△	345-415Y	9.7△/5.6Y	345	-200	195	70	29
		60	2.55	220-275△	380-480Y	10.3△/6.0Y	415	-170	195	73	
• FVK 630 2H26	单	50	3	200-240△	345-415Y	12.5△/7.2Y	345	-240	220	70	35
		60	3.45	220-275△	380-480Y	12.6△/7.3Y	415	-210	220	73	

注：0.4-2.2KW可做单相电压

**FVK6 真空压缩选型曲线 3AC**

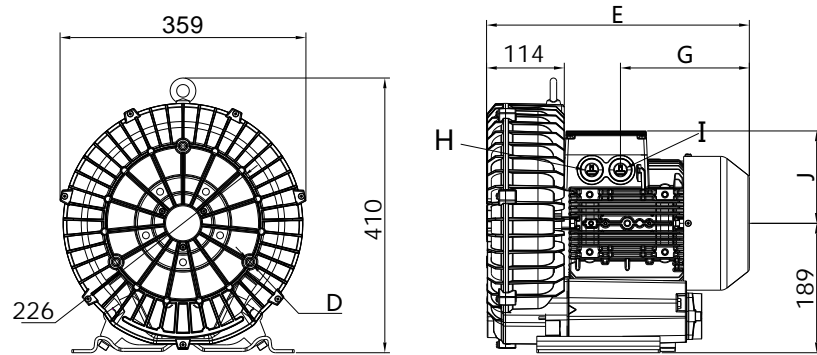
Vacuum compression type curve

下面的性能曲线是在吸抽15°C空气，排气压力1013mbar的工况下测出的，允差±10%，吸入空气和环境温度不超过25°C时，即可达到图示总压差。  
 the performance curves are valid for pumping air at 15°C at the inlet flanges with an air pressure of 1.103 mbar of ±10%. the total pressure differences are valid up to an intake and ambient of 25°C.

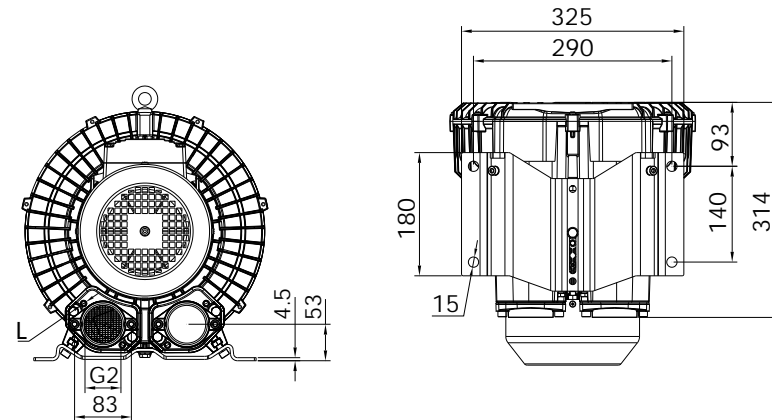


**FVK610/630单级 安装**

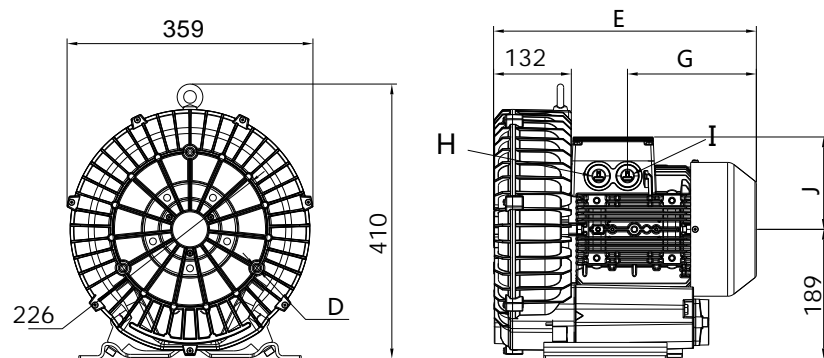
**FVK610/630 Single stage mounting dimensions**



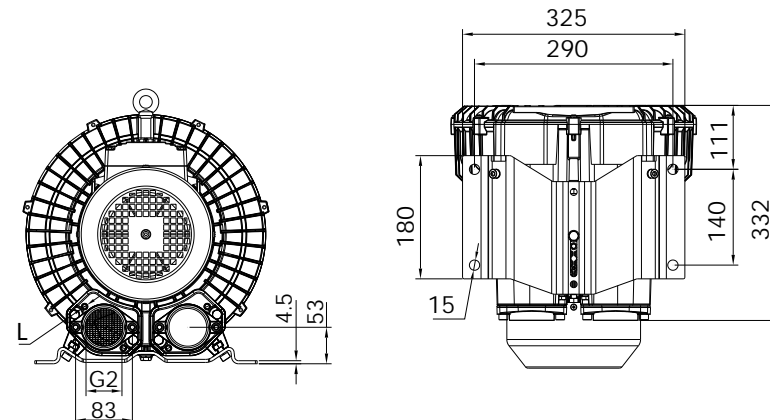
注1. FVK610-2H06 E: 353 G: 190 J:128 ( 220V E: 380 G: 217 J:128 )  
 FVK610-2H16 E: 353 G: 190 J:128 ( 220V E: 380 G: 217 J:128 )  
 FVK610-2H26 E: 384 G: 188 J:135



注2. D: M8X20 I: M25X1.5 H: M16X1.5 L: M8X17



注1. FVK630-2H06 E: 372 G: 190 J:128 ( 220V E: 399 G: 217 J:128 )  
 FVK630-2H16 E: 372 G: 190 J:128 ( 220V E: 399 G: 217 J:128 )  
 FVK630-2H26 E: 402 G: 188 J:135



注2. D: M8X20 I: M25X1.5 H: M16X1.5 L: M8X17

**FVK7 3AC 气环泵型号及性能参数表 (IP55 50/60 Hz)**

FVK7 3AC Gas ring pump model and performance parameter table (IP55 50/60HZ)

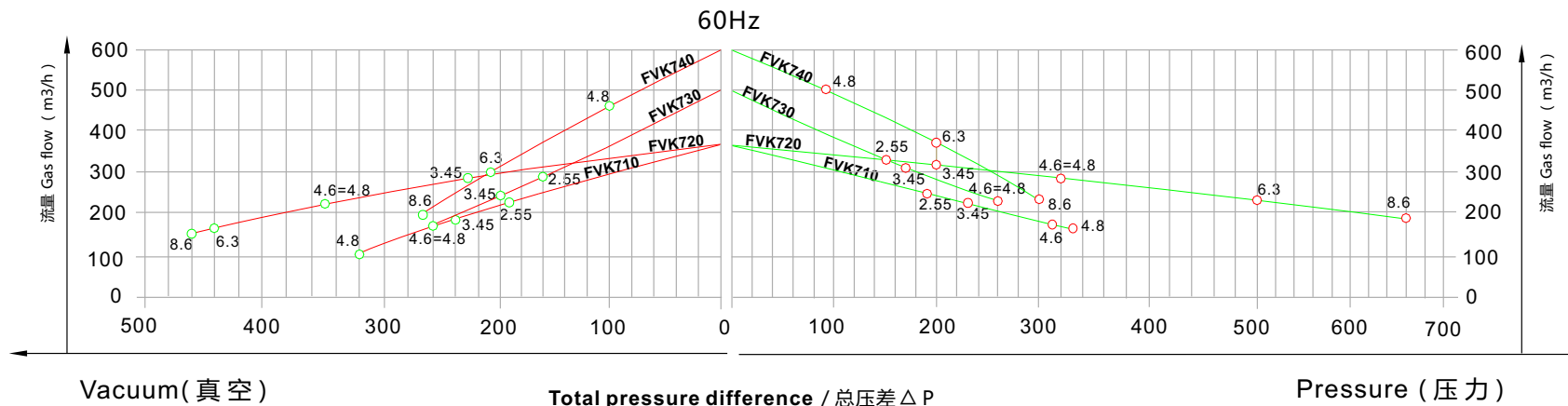
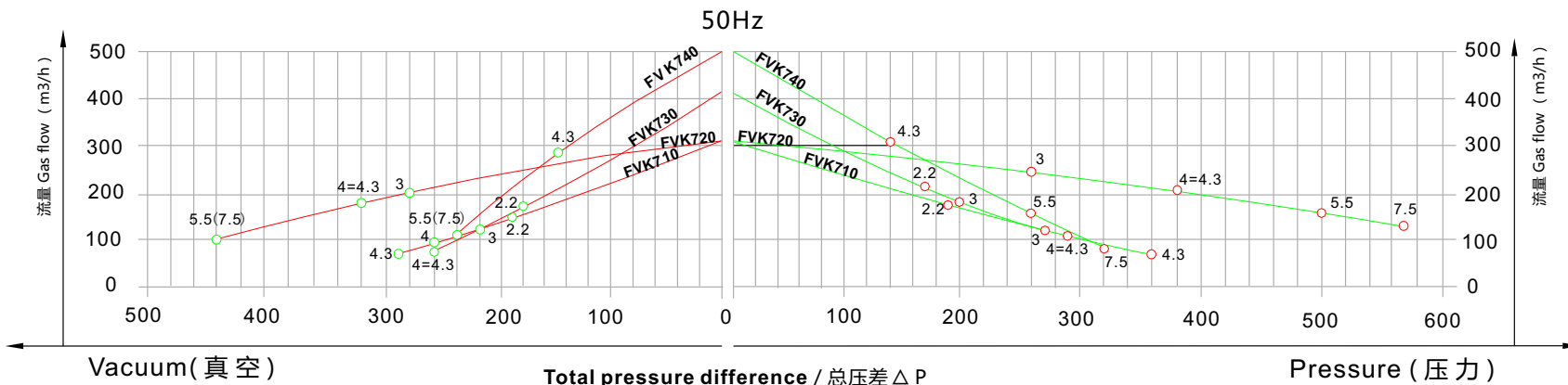
型号 (FVK-3AC) Model	单级	马达额定参数 Motor rated parameters					最大	额定	额定	噪音 noises dB(A)	重量 Weight Kg
	双级	频率	功率	电压		电流	排吸流量	真空压力	压缩压力		
	single	frequency	power	voltage		current	Max airflow	rated Vacuum	rated compress		
	double	Hz	KW	V		A	m3/h	mbar	mbar		
• FVK 710 2H16	单	50	2.2	200-240△	345-415Y	9.7△/5.6Y	318	-190	190	69	31
		60	2.55	220-275△	380-480Y	10.3△/6.0Y	376	-190	190	72	
• FVK 710 2H26	单	50	3	200-240△	345-415Y	12.5△/7.2Y	318	-260	270	69	36
		60	3.45	220-275△	380-480Y	12.6△/7.3Y	376	-240	230	72	
• FVK 710 2H37	单	50	4	345-415△	600-720Y	9.0△/5.2Y	318	-290	360	69	40
		60	4.6	380-480△	660-720Y	9.0△/5.5Y	376	-320	310	72	
• FVK 710 2H47	单	50	4.3	345-415△	600-720Y	9.5△/5.5Y	318	-295	335	69	43
		60	4.8	380-480△	660-720Y	9.5△/5.5Y	376	-335	335	72	
• FVK 720 2H26	双	50	3	200-240△	345-415Y	12.5△/7.2Y	320	-280	260	73	49
		60	3.45	220-275△	380-480Y	12.6△/7.3Y	380	-230	200	76	
• FVK 720 2H27	双	50	4	345-415△	600-720Y	9.0△/5.2Y	320	-335	375	73	53
		60	4.6	380-480△	660-720Y	9.4△/5.2Y	380	-345	315	76	
• FVK 720 2H37	双	50	4.3	345-415△	600-720Y	10△/5.2Y	320	-360	380	73	56
		60	4.8	380-480△	660-720Y	10.4△/6Y	380	-350	320	76	
• FVK 720 2H47	双	50	5.5	345-415△	600-720Y	13.3△/7.7Y	320	-440	500	73	70
		60	6.3	380-480△	660-720Y	13.3△/7.7Y	380	-440	500	76	
• FVK 720 2H57	双	50	7.5	345-415△	600-720Y	16.7△/9.6Y	320	-440	570	73	74
		60	8.6	380-480△	660-720Y	17.3△/10Y	280	-460	660	76	
• FVK 730 2H16	单	50	2.2	200-240△	345-415Y	8.8△/5.1Y	420	-180	170	70	32
		60	2.55	220-275△	380-480Y	9.7△/5.6Y	500	-160	150	73	
• FVK 730 2H26	单	50	3	200-240△	345-415Y	12.5△/7.2Y	420	-220	200	70	37
		60	3.45	220-275△	380-480Y	12.6△/7.3Y	500	-200	170	73	
• FVK 730 2H37	单	50	4	345-415△	600-720Y	9.0△/5.2Y	420	-260	280	70	43
		60	4.6	380-480△	660-720Y	9.0△/5.2Y	500	-260	260	73	
• FVK 730 2H47	单	50	4.3	345-415△	600-720Y	9.5△/5.5Y	420	-260	280	70	44
		60	4.8	380-480△	660-720Y	9.5△/5.5Y	500	-260	260	73	
• FVK 740 2H37	双	50	4.3	345-415△	600-720Y	9.0△/5.2Y	500	-150	140	74	54
		60	4.8	380-480△	660-720Y	9.0△/5.2Y	600	-100	90	78	
• FVK 740 2H47	双	50	5.5	345-415△	600-720Y	13.3△/7.7Y	500	-240	260	74	69
		60	6.3	380-480△	660-720Y	13.3△/7.7Y	600	-210	200	78	
• FVK 740 2H57	双	50	7.5	345-415△	600-720Y	16.7△/9.6Y	500	-240	320	74	75
		60	8.6	380-480△	660-720Y	17.3△/10Y	600	-270	300	78	

注：0.4-2.2KW可做单相电压

**FVK7 真空压缩选型曲线 3AC**

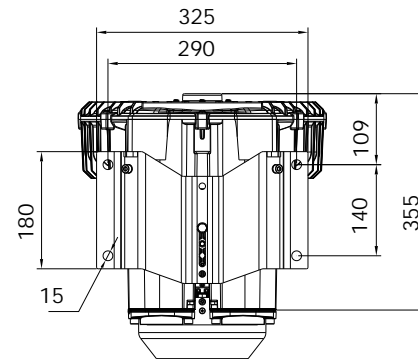
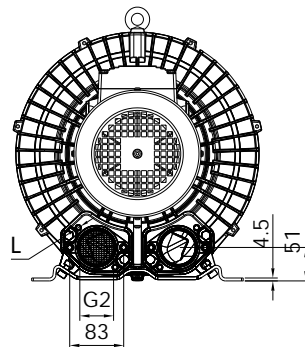
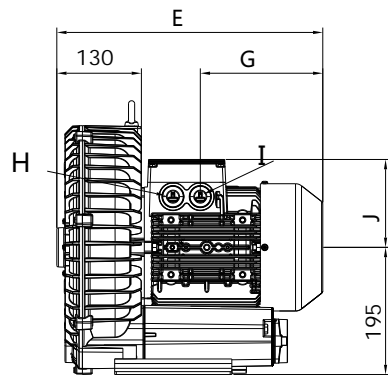
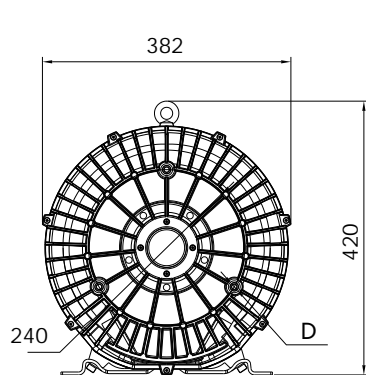
Vacuum compression type curve

下面的性能曲线是在吸抽15°C空气，排气压力1013mbar的工况下测出的，允差±10%，吸入空气和环境温度不超过25°C时，即可达到图示总压差。  
 the performance curves are valid for pumping air at 15°C at the inlet flanges with an air pressure of 1.103 mbar of ±10%. the total pressure differences are valid up to an intake and ambient of 25°C.



**FVK710单级 安装**

FVK710 Single stage mounting dimensions

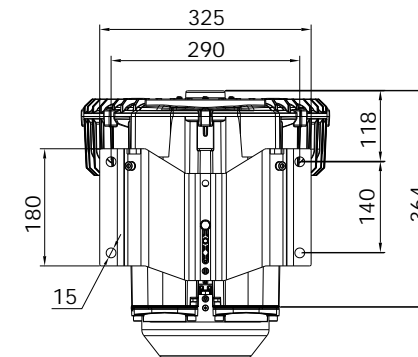
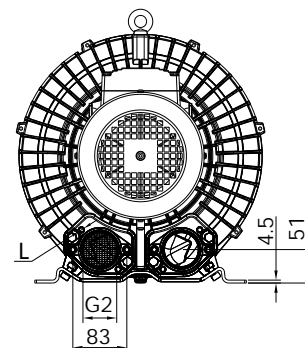
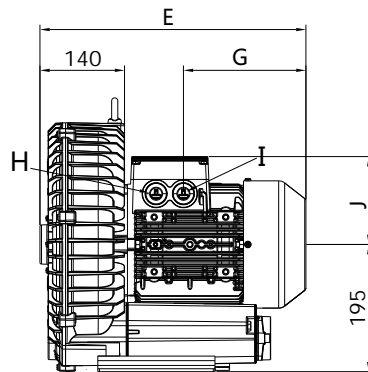
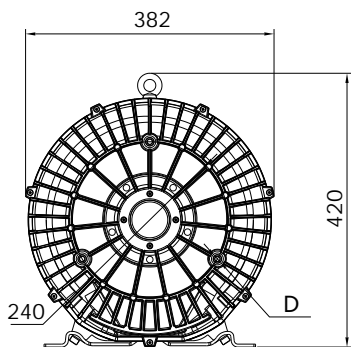


注1. FVK710-2H16 E: 377 G: 190 J:128 (220V E: 404 G: 217 J:128)  
 FVK710-2H26 E: 409 G: 188 J:135  
 FVK710-2H37 E: 446 G: 225 J:135

注2. D: M10X20 I: M32X1.5 H: M32X1.5 L: M8X17

**FVK730单级 安装**

FVK730 Single stage mounting dimensions

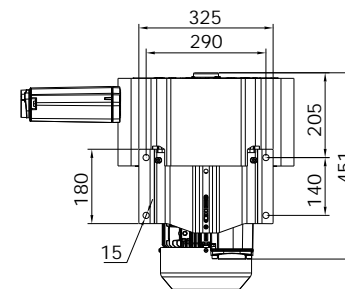
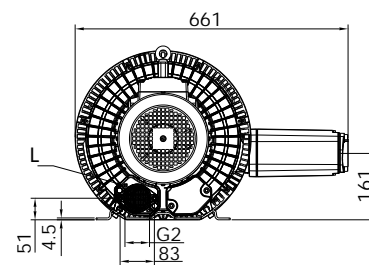
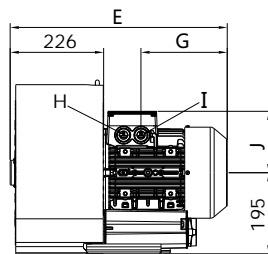
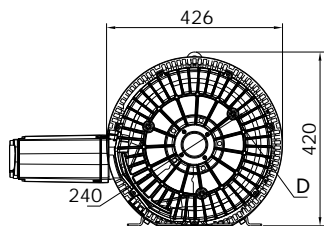


注1. FVK730-2H16 E: 387 G: 190 J:128 (220V E: 414 G: 217 J:128)  
 FVK730-2H26 E: 418 G: 188 J:135  
 FVK730-2H37 E: 455 G: 225 J:135

注2. D: M10X20 I: M32X1.5 H: M32X1.5 L: M8X17

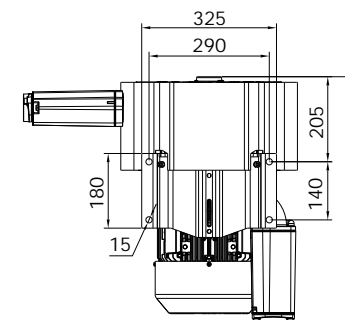
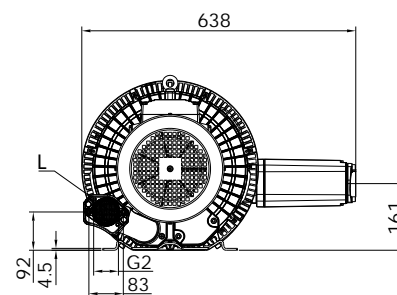
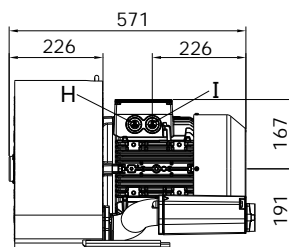
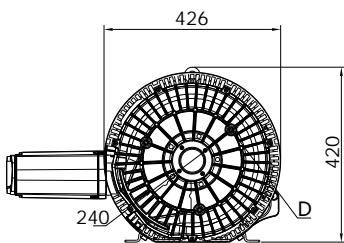
**FVK720单级** 安装尺寸

**FVK720** Double stage mounting dimensions



注1. FVK720-2H26 E: 505 G: 188 J:135  
 FVK720-2H27 E: 541 G: 188 J:135  
 FVK720-2H37 E: 526 G: 209 J:148

注2. D: M10X20 I: M32X1.5 H: M32X1.5 L: M8X17

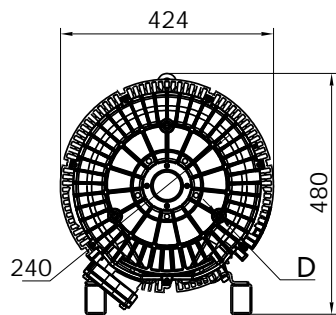


注1. FVK720-2H47  
 FVK720-2H57

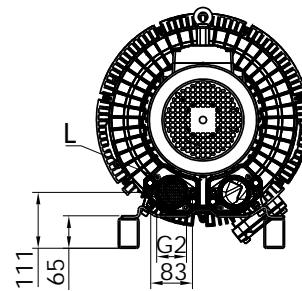
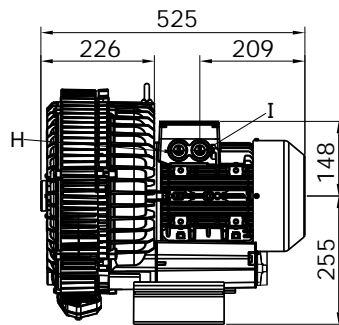
注2. D: M10X20 I: M32X1.5 H: M32X1.5 L: M8X17

**FVK740单级** 安装尺寸

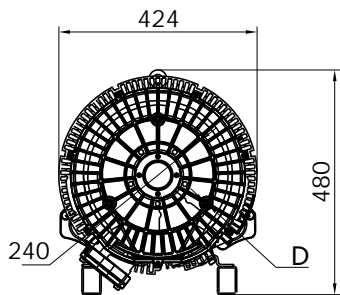
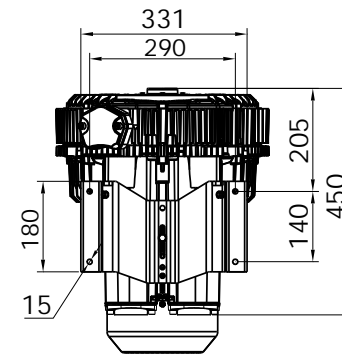
FVK740 Double stage mounting dimensions



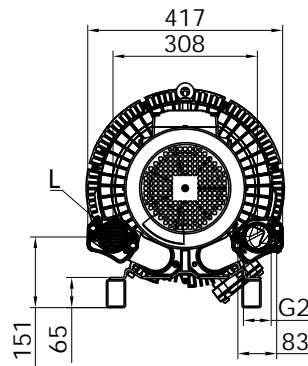
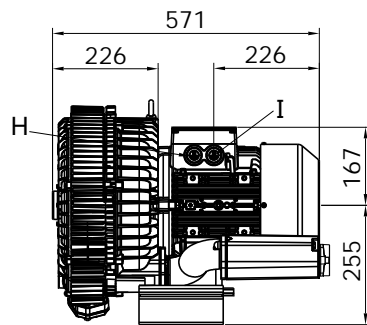
注1. FVK740-2H37



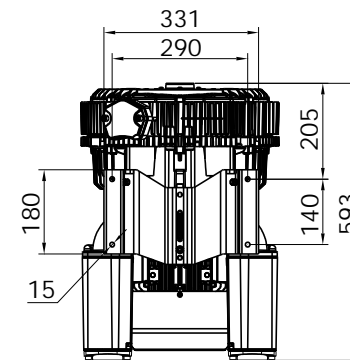
注2. D: M10X20 I: M32X1.5 H: M32X1.5 L: M8X17



注1. FVK740-2H47  
 FVK740-2H57



注2. D: M10X20 I: M32X1.5 H: M32X1.5 L: M8X17



**FVK8 3AC气环泵型号及性能参数表 ( IP55 50/60 Hz )**

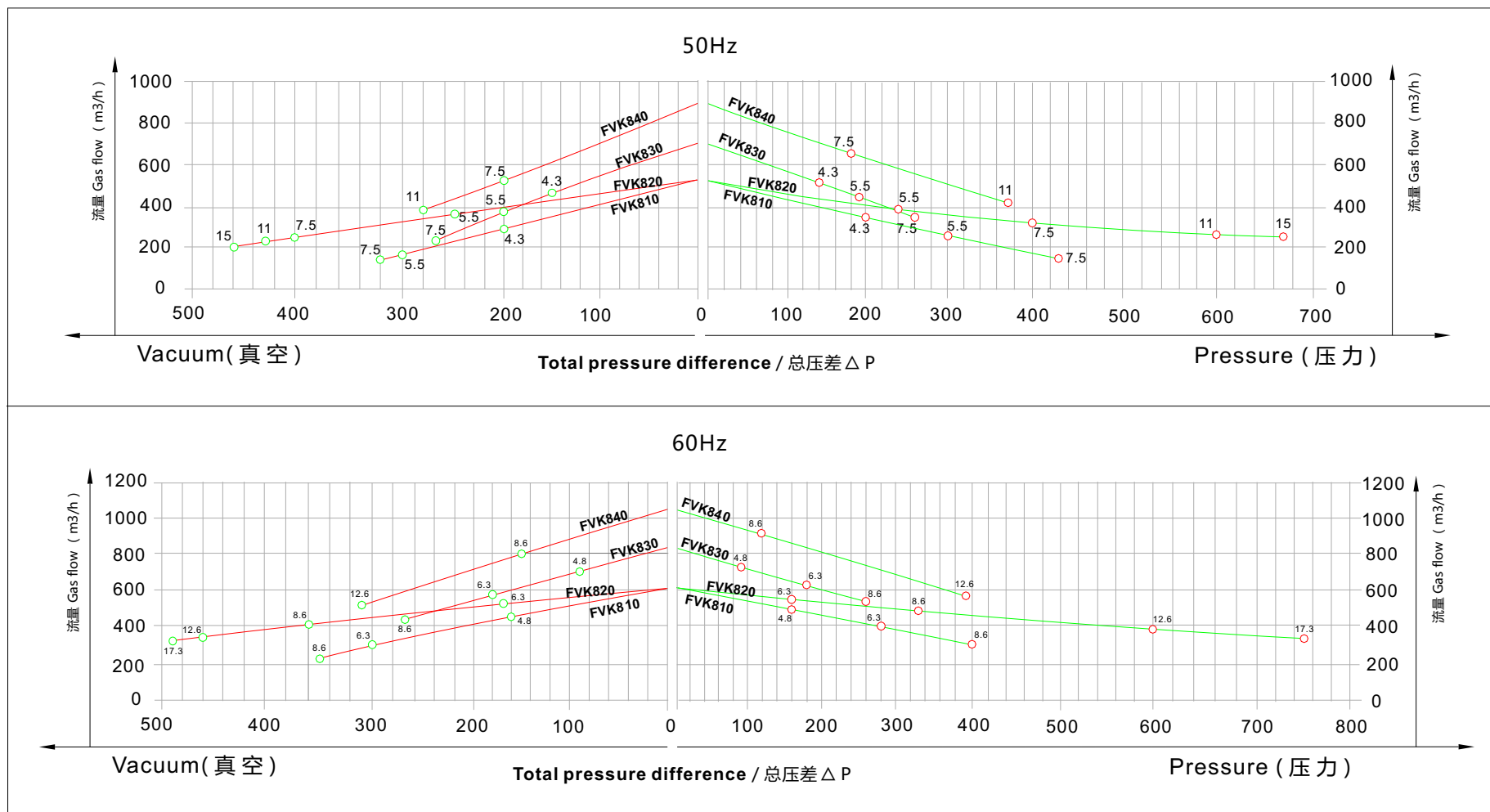
FVK8 3AC Gas ring pump model and performance parameter table ( IP55 50/60HZ )

型号 (FVK8-3AC) Model	单级	马达额定参数 Motor rated parameters				最大	额定	额定	噪音 noises dB(A)	重量 Weight Kg	
	双级	频率	功率	电压	电流	排吸流量	真空压力	压缩压力			
	single	frequency	power	voltage	current	Max airflow	rated Vacuum	rated compress			
	double	Hz	KW	V	A	m3/h	mbar	mbar			
• FVK 810 2H07	单	50	4.3	345-415△	600-720Y	9.5△/5.5Y	530	-200	200	70	51
		60	4.6	380-480△	660-720Y	9.5△/5.5Y	620	-160	160	74	
• FVK 810 2H17	单	50	5.5	345-415△	600-720Y	12.9△/7.4Y	530	-300	320	80	62
		60	6.3	380-480△	660-720Y	12.9△/7.45Y	620	-320	340	82	
• FVK 810 2H27	单	50	7.5	345-415△	600-720Y	16.7△/9.6Y	530	-320	380	80	65
		60	8.6	380-480△	660-720Y	17.3△/10Y	620	-350	400	82	
• FVK 820 2H17	双	50	5.5	345-415△	600-720Y	13.3△/7.7Y	530	-240	240	74	83
		60	6.3	380-480△	660-720Y	13.3△/7.7Y	620	-170	160	78	
• FVK 820 2H27	双	50	7.5	345-415△	600-720Y	16.7△/9.6Y	530	-400	400	74	88
		60	8.6	380-480△	660-720Y	17.3△/10Y	620	-360	330	78	
• FVK 820 2H37	双	50	11	345-415△	600-720Y	28△/16.2Y	530	-430	660	74	104
		60	12.6	380-480△	660-720Y	29△/16.7Y	620	-460	600	78	
• FVK 820 2H47	双	50	15	345-415△	600-720Y	32.5△/18.8Y	530	-460	670	74	120
		60	17.3	380-480△	660-720Y	34.5△/19.9Y	620	-490	750	78	
• FVK 830 2H07	单	50	4.3	345-415△	600-720Y	9.5△/5.5Y	700	-150	140	70	57
		60	4.6	380-480△	660-720Y	9.5△/5.5Y	840	-90	90	74	
• FVK 830 2H17	单	50	5.5	345-415△	600-720Y	12.9△/7.4Y	700	-200	180	70	66
		60	6.3	380-480△	660-720Y	12.9△/7.45Y	840	-180	180	74	
• FVK 830 2H27	单	50	7.5	345-415△	600-720Y	16.7△/9.6Y	700	-270	260	70	69
		60	8.6	380-480△	660-720Y	17.3△/10Y	840	-270	260	74	
• FVK 840 2H27	双	50	7.5	345-415△	600-720Y	16.7△/9.6Y	900	-200	180	74	91
		60	8.6	380-480△	660-720Y	17.3△/10Y	1050	-150	120	78	
• FVK 840 2H37	双	50	11	345-415△	600-720Y	28△/16.2Y	900	-280	370	74	110
		60	12.6	380-480△	660-720Y	29△/16.7Y	1050	-310	350	78	
• FVK 840 2H47	双	50	15	345-415△	600-720Y	32.5△/18.8Y	900	-300	390	74	126
		60	17.3	380-480△	660-720Y	34.5△/19.9Y	1050	-330	370	78	

**FVK8 真空压缩选型曲线 3AC**

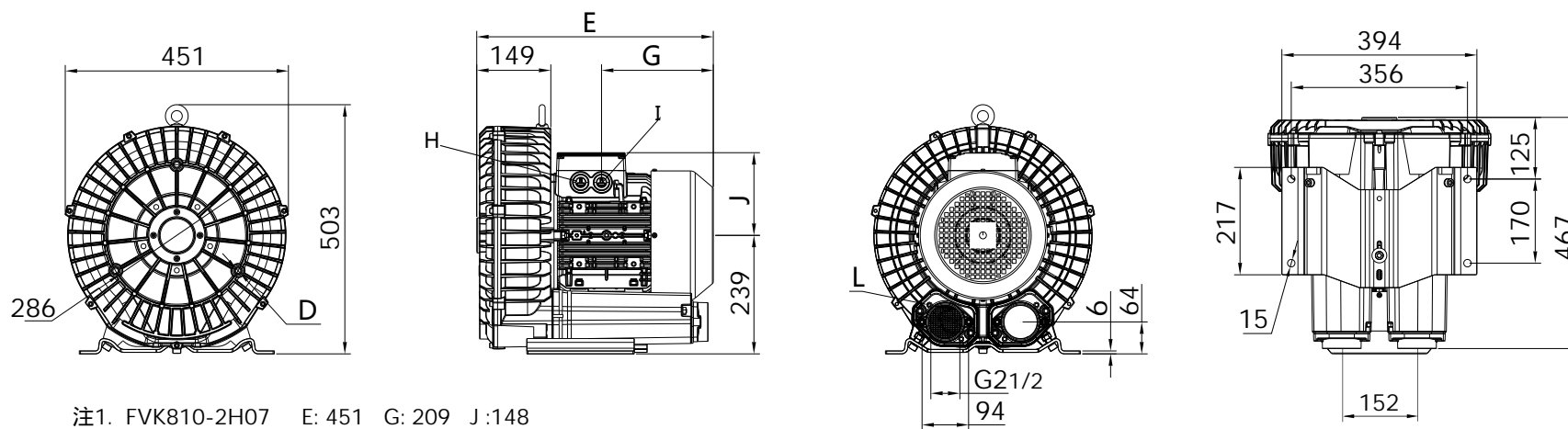
Vacuum compression type curve

下面的性能曲线是在吸抽15°C空气，排气压力1013mbar的工况下测出的，允差±10%，吸入空气和环境温度不超过25°C时，即可达到图示总压差。  
 the performance curves are valid for pumping air at 15°C at the inlet flanges with an air pressure of 1.103 mbar of ±10%. the total pressure differences are valid up to an intake and ambient of 25°C.



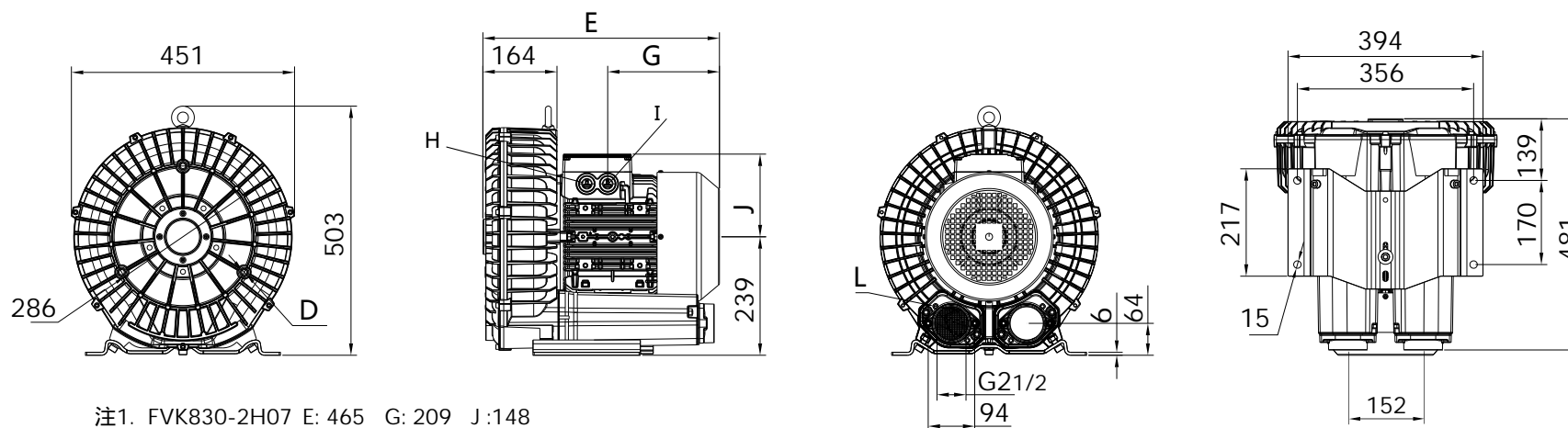
**FVK810/830单级 安装**

**FVK810/830 Single stage mounting dimensions**



注1. FVK810-2H07 E: 451 G: 209 J: 148  
 FVK810-2H17 E: 478 G: 226 J: 167  
 FVK810-2H27 E: 478 G: 226 J: 167

注2. D: M10X20 I: M32X1.5 H: M32X1.5 L: M8X17

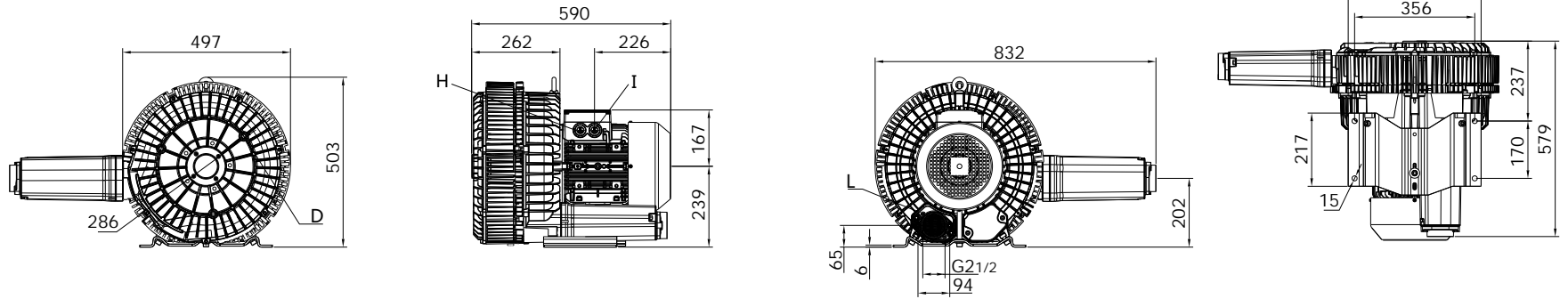


注1. FVK830-2H07 E: 465 G: 209 J: 148  
 FVK830-2H17 E: 492 G: 226 J: 167  
 FVK830-2H27 E: 492 G: 226 J: 167

注2. D: M10X20 I: M32X1.5 H: M32X1.5 L: M8X17

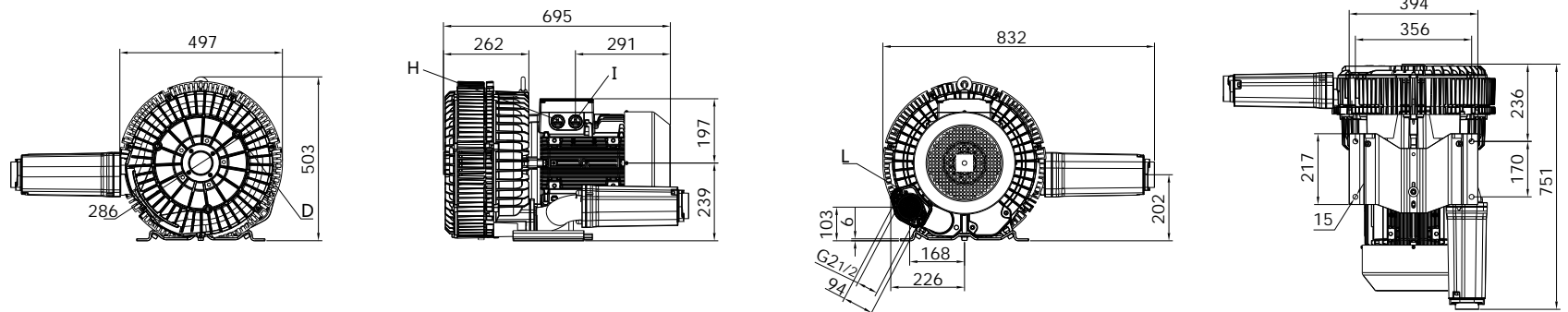
**FVK820双级** 安装

**FVK820** Double stage mounting dimensions



注1. FVK820-2H17  
 FVK820-2H27

注2. D: M12X20 I: M32X1.5 H: M32X1.5 L: M8X17

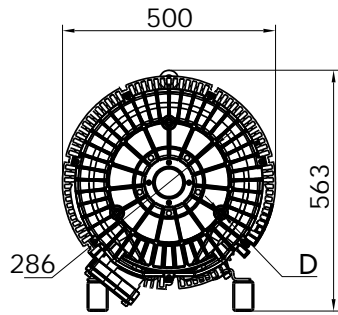


注1. FVK820-2H37  
 FVK820-2H47

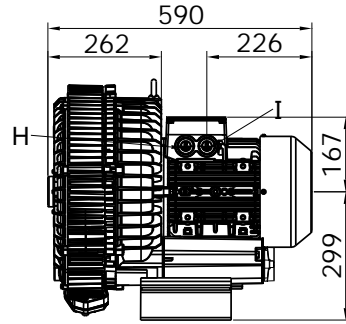
注2. D: M12X20 I: M32X1.5 H: M32X1.5 L: M8X17

**FVK840/840 双级 安装**

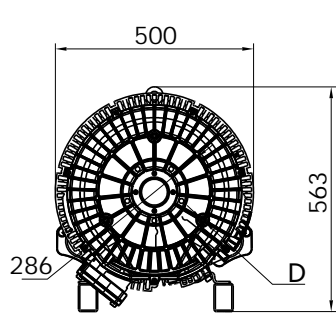
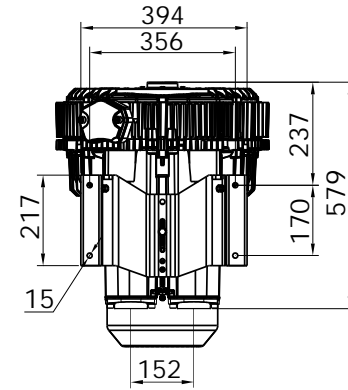
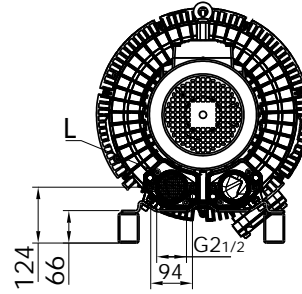
**FVK840/840 Double stage mounting dimensions**



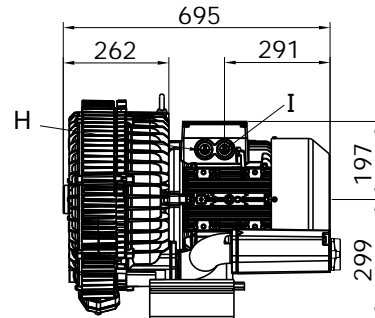
注1. FVK840-2H27



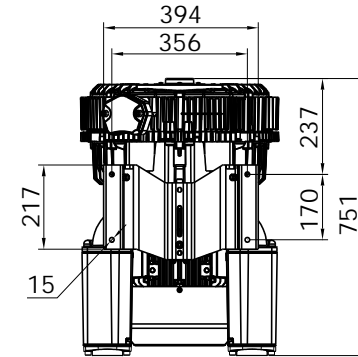
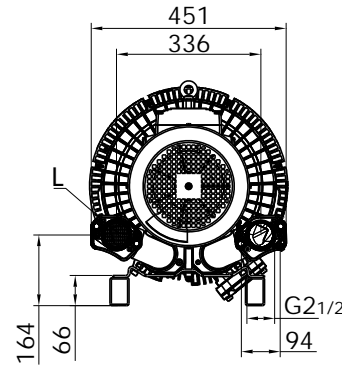
注2. D: M12X20 I: M32X1.5 H: M32X1.5 L: M8X17



注1. FVK840-2H37



注2. D: M12X20 I: M32X1.5 H: M32X1.5 L: M8X17



**FVK9\_3AC气环泵型号及性能参数表 ( IP55 50/60 Hz )**

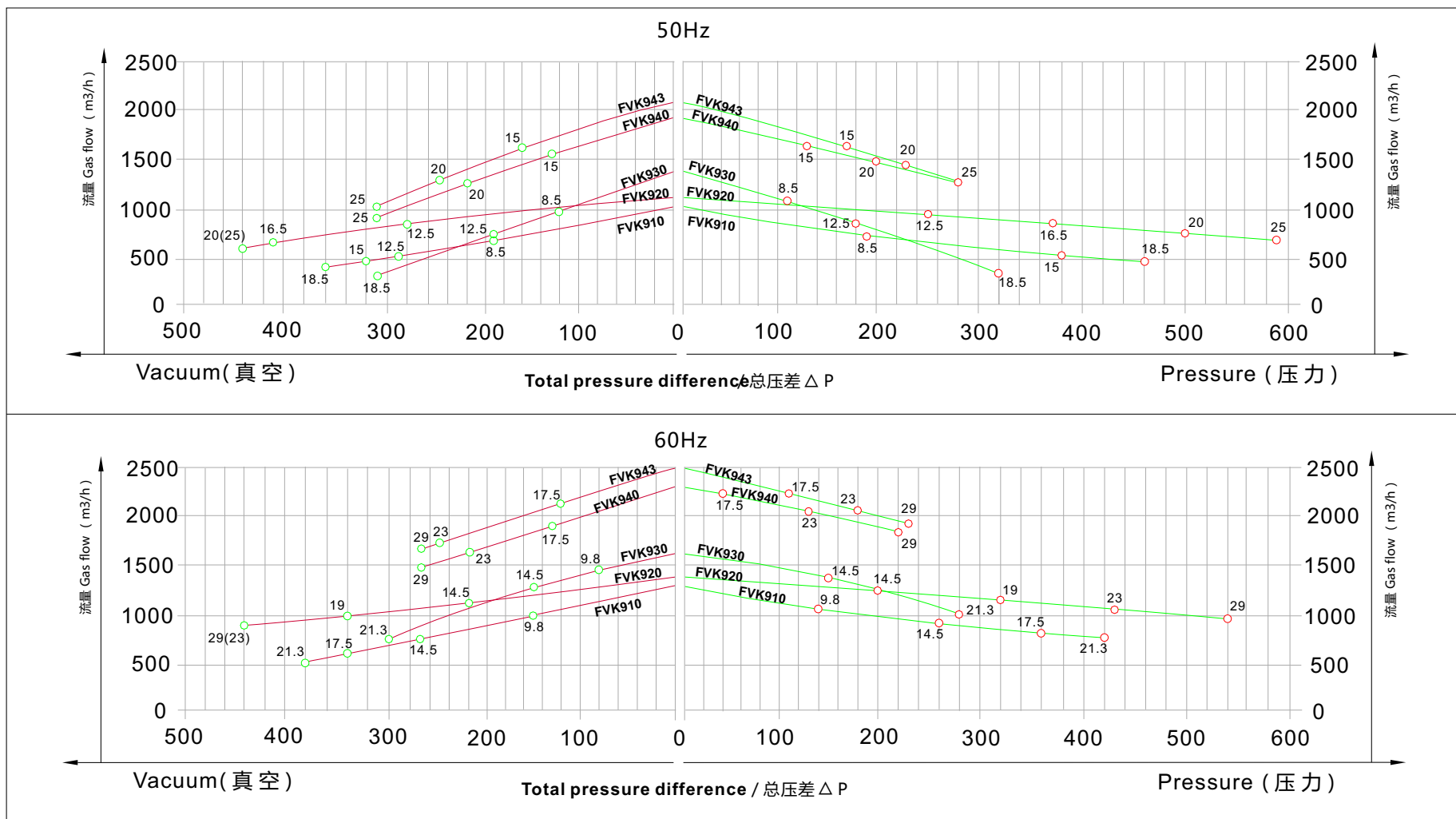
FVK9\_3AC Gas ring pump model and performance parameter table ( IP55 50/60HZ )

型号 (FVK9-3AC) Model	单级	马达额定参数 Motor rated parameters				最大	额定	额定	噪音 noises dB(A)	重量 Weight Kg	
	双级	频率	功率	电压		电流	排吸流量	真空压力			压缩压力
	single	frequency	power	voltage		current	Max airflow	rated Vacuum			rated compress
	double	HZ	KW	V		A	m3/h	mbar			mbar
• FVK 910 2H07	单	50	8.5	345-415△	600-720Y	18.2△/10.5Y	1050	-190	190	74	93
		60	9.8	380-480△	660-720Y	18.2△/10.5Y	1250	-150	140	79	
• FVK 910 2H17	单	50	12.5	345-415△	600-720Y	28△/16.2Y	1050	-290	280	74	116
		60	14.5	380-480△	660-720Y	29△/16.7Y	1250	-270	260	79	
• FVK 910 2H27	单	50	15	345-415△	600-720Y	35△/20Y	1050	-320	380	74	120
		60	17.5	380-480△	660-720Y	36.5△/21Y	1250	-340	360	79	
• FVK 910 2H37	单	50	18.5	345-415△	600-720Y	37△/21Y	1050	-360	460	74	126
		60	21.3	380-480△	660-720Y	39△/22.5Y	1250	-380	420	79	
• FVK 920 2H17	双	50	12.5	345-415△	600-720Y	28△/16.2Y	1110	-300	270	74	187
		60	14.5	380-480△	660-720Y	29△/16.7Y	1310	-220	200	78	
• FVK 920 2H27	双	50	16.5	345-415△	600-720Y	35△/20Y	1110	-410	370	74	197
		60	19	380-480△	660-720Y	36.5△/21Y	1310	-340	300	78	
• FVK 920 2H37	双	50	20	345-415△	600-720Y	40△/23Y	1110	-440	500	74	204
		60	23	380-480△	660-720Y	42△/24.2Y	1310	-440	430	78	
• FVK 920 2H47	双	50	25	345-415△	600-720Y	52△/30Y	1110	-440	590	74	211
		60	29	380-480△	660-720Y	52△/30Y	1310	-440	540	78	
• FVK 930 2H07	单	50	8.5	345-415△	600-720Y	18.2△/10.5Y	1370	-120	110	75	98
		60	9.8	380-480△	660-720Y	18.2△/10.5Y	1650	-80	70	80	
• FVK 930 2H17	单	50	12.5	345-415△	600-720Y	28△/16.2Y	1370	-190	180	75	121
		60	14.5	380-480△	660-720Y	29△/22.5Y	1650	-150	150	80	
• FVK 930 2H27	单	50	18.5	345-415△	600-720Y	37△/21Y	1370	-310	320	75	131
		60	21.3	380-480△	660-720Y	39△/22.5Y	1650	-300	280	80	
• FVK 940 2H27	双	50	15	345-415△	600-720Y	35△/20Y	1940	-130	110	75	187
		60	17.5	380-480△	660-720Y	36.5△/21Y	2310	-60	40	84	
• FVK 940 2H37	双	50	20	345-415△	600-720Y	40△/23Y	1940	-200	200	75	212
		60	23	380-480△	660-720Y	42△/24.2Y	2310	-160	130	84	
• FVK 940 2H47	双	50	25	345-415△	600-720Y	52△/30Y	1940	-310	280	75	219
		60	29	380-480△	660-720Y	52△/30Y	2310	-270	220	84	
• FVK 943 2H27	双	50	15	345-415△	600-720Y	35△/20Y	2050	-160	170	75	220
		60	17.5	380-480△	660-720Y	36.5△/21Y	2480	-120	110	84	
• FVK 943 2H37	双	50	20	345-415△	600-720Y	40△/23Y	2050	-250	230	75	230
		60	23	380-480△	660-720Y	42△/24.2Y	2480	-190	180	84	
• FVK 943 2H47	双	50	25	345-415△	600-720Y	52△/30Y	2050	-310	280	75	235
		60	29	380-480△	660-720Y	50△/30Y	2480	-270	230	84	

### FVK9 真空压缩选型曲线 3AC

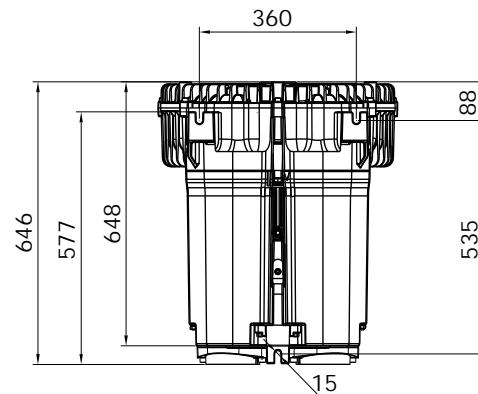
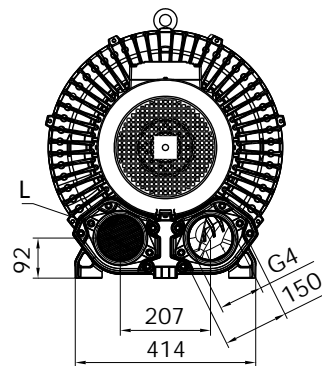
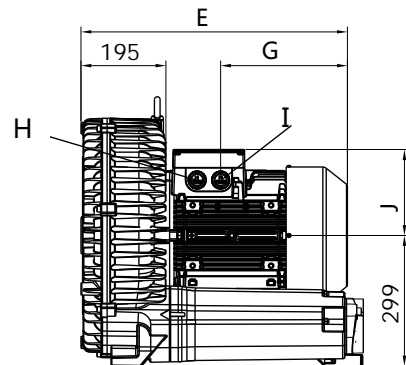
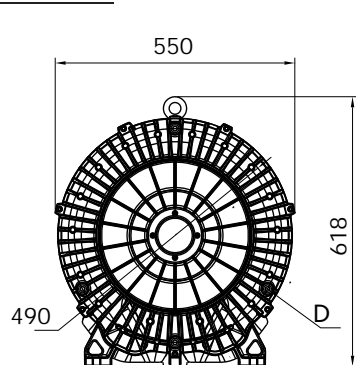
Vacuum compression type curve

下面的性能曲线是在吸抽15°C空气，排气压力1013mbar的工况下测出的，允差±10%，吸入空气和环境温度不超过25°C时，即可达到图示总压差。  
 the performance curves are valid for pumping air at 15°C at the inlet flanges with an air pressure of 1.103 mbar of ±10%. the total pressure differences are valid up to an intake and ambient of 25°C.



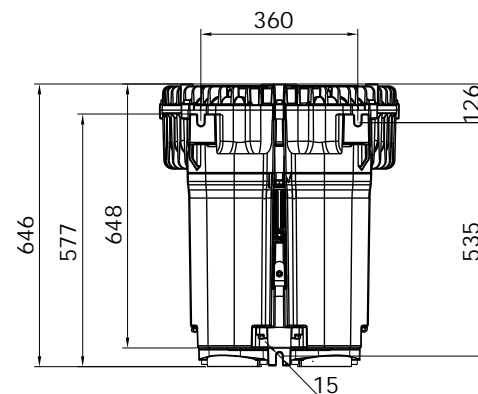
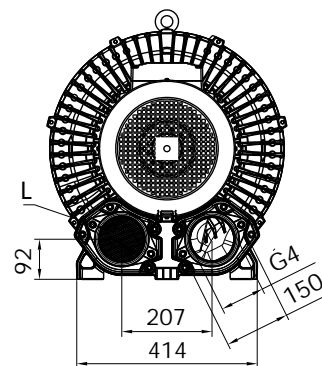
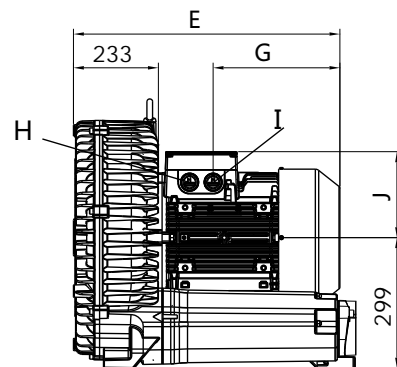
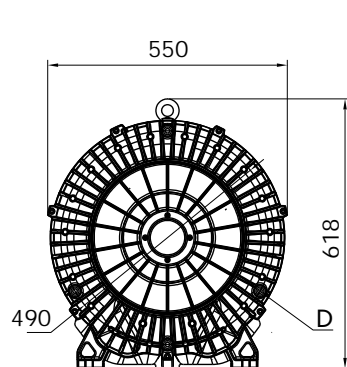
**FVK910/930单级 安装**

**FVK910/930 Single stage mounting dimension**



注1. FVK910-2H07 E:525 G:226 J:167  
 FVK910-2H17 E:611 G:291 J:197  
 FVK910-2H27 E:611 G:291 J:197

注2. D: M12X30 I: M40X1.5 H: M40X1.5 L: M12X30

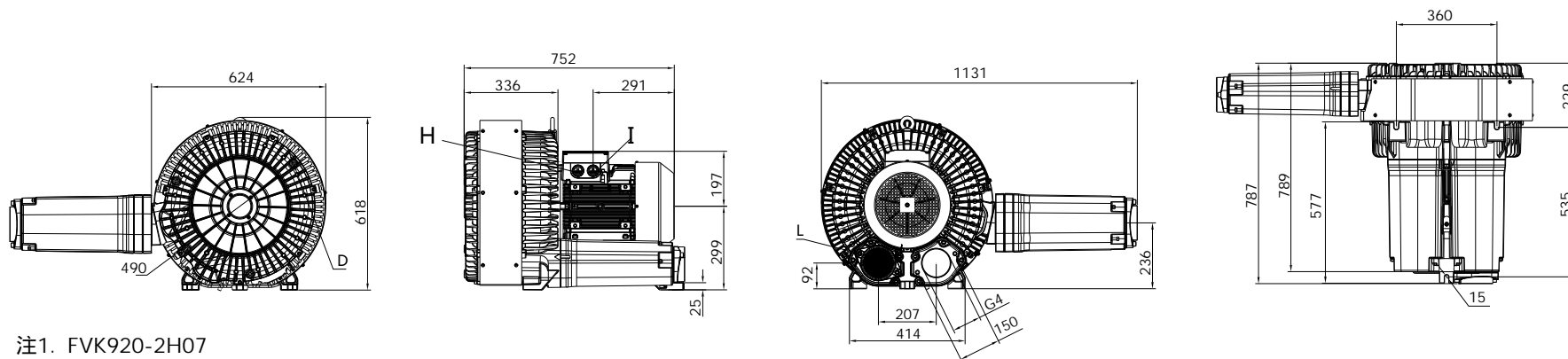


注1. FVK930-2H07 E:563 G:226 J:167  
 FVK930-2H17 E:649 G:291 J:197  
 FVK930-2H27 E:649 G:291 J:197

注2. D: M12X30 I: M40X1.5 H: M40X1.5 L: M12X30

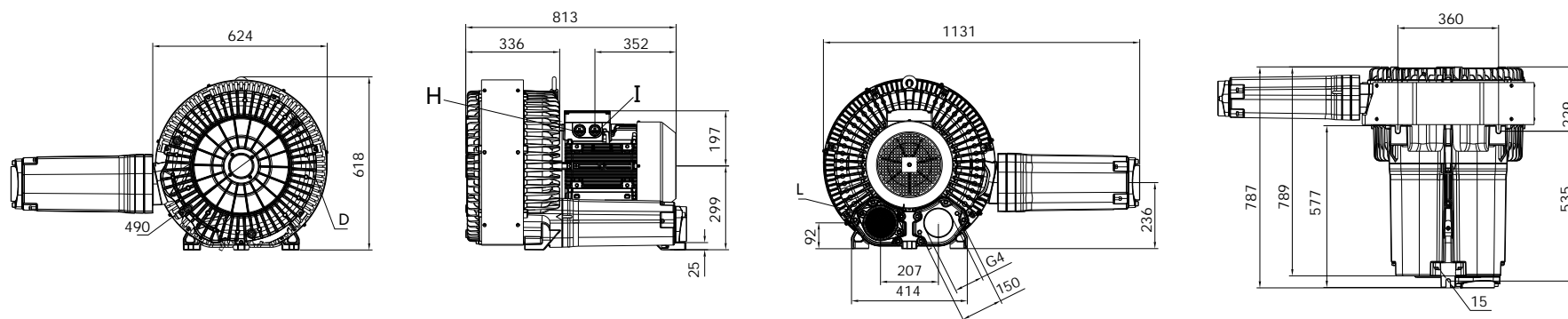
**FVK920 双级** 安装尺寸

FVK920 Double stage mounting dimensions



注1. FVK920-2H07  
FVK920-2H17  
FVK920-2H37

注2. D: M12X20 I: M40X1.5 H: M40X1.5 L: M12X30

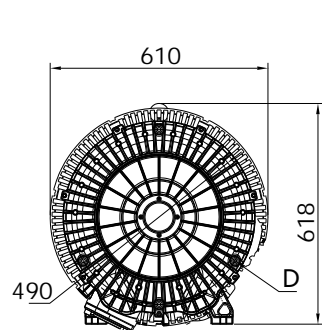


注1. FVK920-2H47

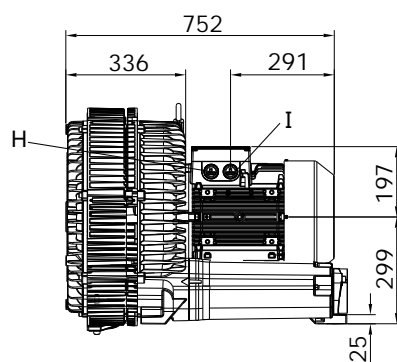
注2. D: M12X20 I: M40X1.5 H: M40X1.5 L: M12X30

**FVK940 双级** 安装尺寸

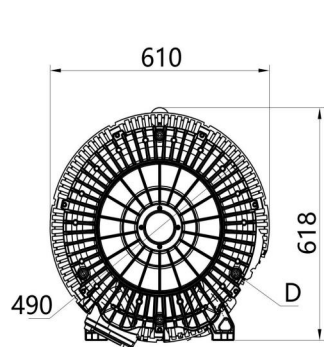
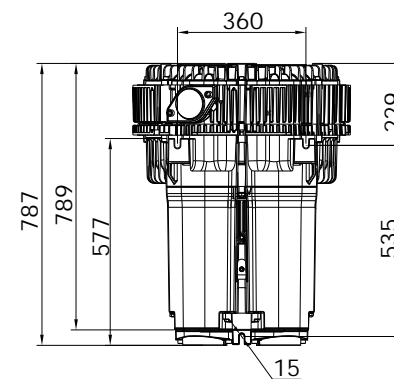
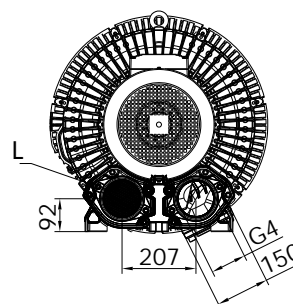
FVK940 Double stage mounting dimensions



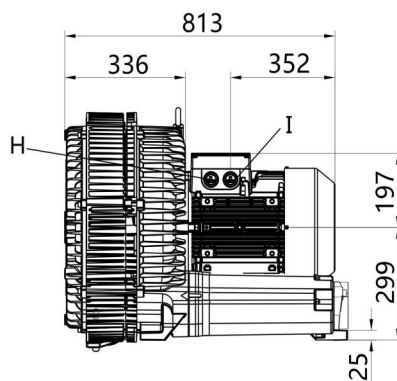
注1. FVK940-2H27  
 FVK940-2H37



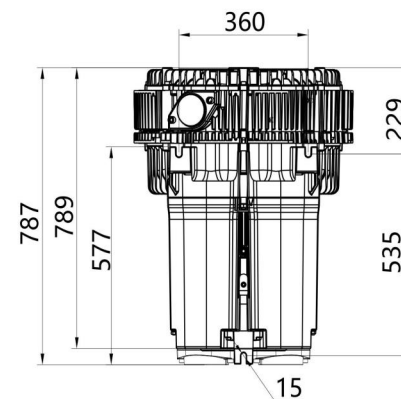
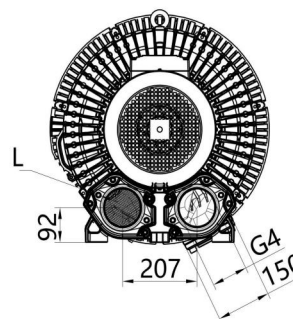
注2. D: M12X30 I: M40X1.5 H: M40X1.5 L: M12X30



注1. FVK940-2H47

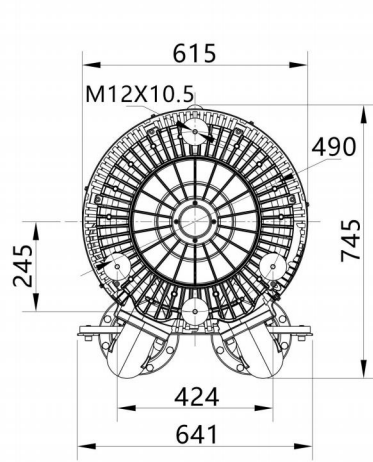


注2. D: M12X30 I: M40X1.5 H: M40X1.5 L: M12X30

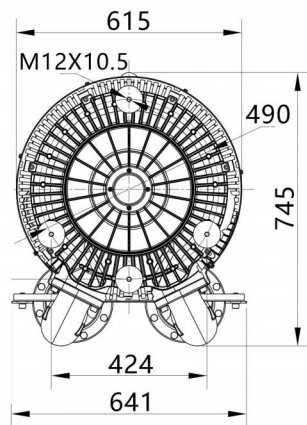
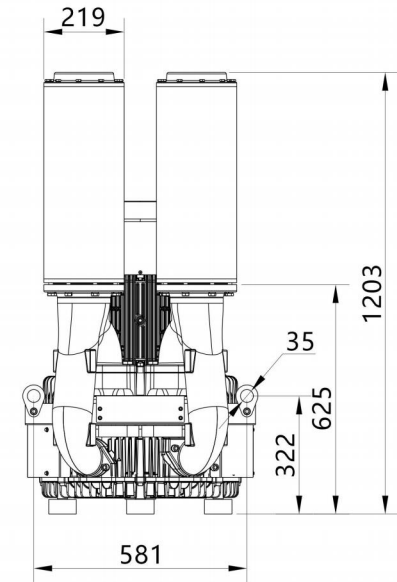
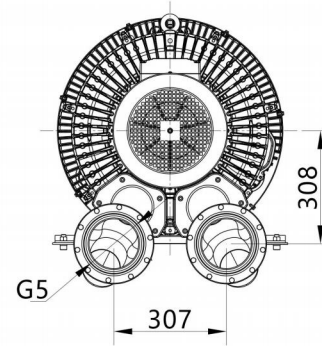
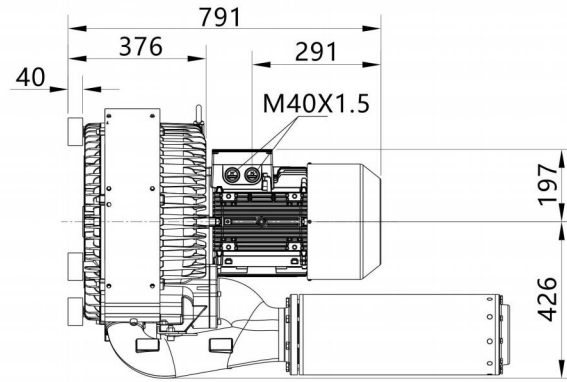


**FVK943 双级 安装**

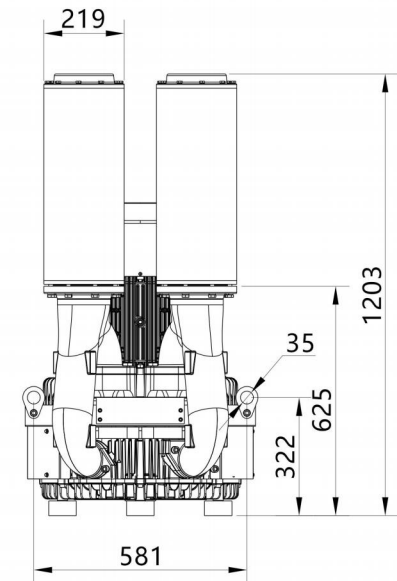
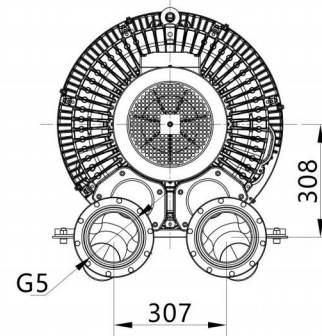
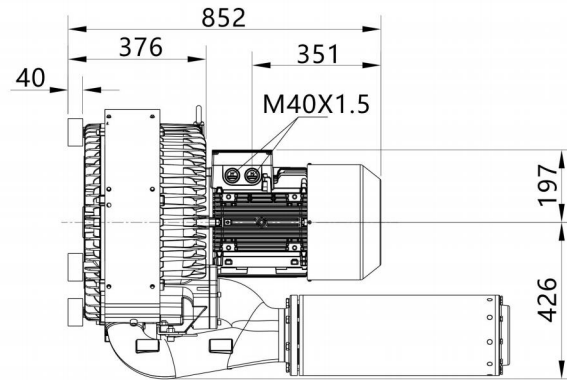
FVK943 Double stage mounting dimensions



注1. FVK943-2H27  
FVK943-2H37



注1. FVK943-2H47



4FVK 3AC 气环泵型号及性能参数表 (IP55 50/60 Hz)

4FVK 3AC Gas ring pump model and performance parameter table (IP55 50/60HZ)

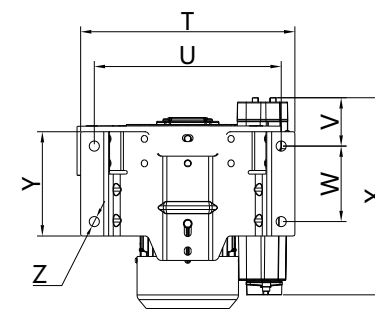
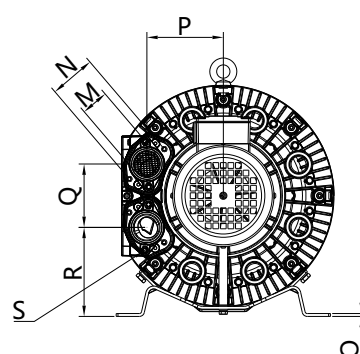
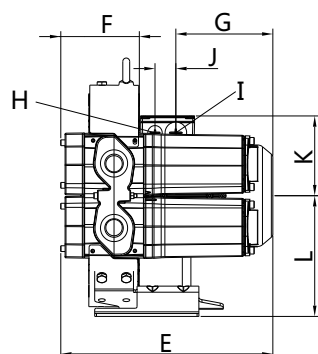
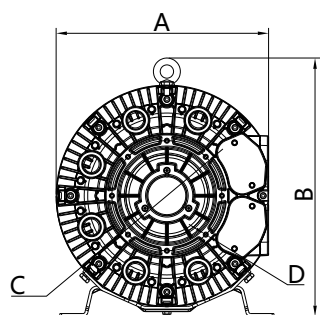


型号 (4FVK-3AC) Model	单级	马达额定参数 Motor rated parameters				最大	额定	额定	噪音 noises dB(A)	重量 Weight Kg
	双级	频率	功率	电压	电流	排吸流量	真空压力	压缩压力		
	single	frequency	power	voltage	current	Max airflow	rated Vacuum	rated compress		
	double	HZ	KW	V	A	m3/h	mbar	mbar		
• 4FVK 210 H16	单	50	0.55	200-240△	345-415Y	2.8△/1.6Y	47	-230	290	58
		60	0.63	220-275△	380-480Y	3.0△/1.7Y	57	-270	320	62
• 4FVK 310 H06	单	50	0.55	200-240△	345-415Y	2.8△/1.6Y	66	-250	250	58
		60	0.63	220-275△	380-480Y	3.0△/1.7Y	80	-260	250	62
• 4FVK 310 H16	单	50	0.85	200-240△	345-415Y	4.0△/2.3Y	66	-280	350	59
		60	0.95	220-275△	380-480Y	4.0△/2.3Y	80	-340	360	63
• 4FVK 410 H16	单	50	1.1	200-240△	345-415Y	5.4△/3.1Y	87	-300	380	59
		60	1.3	220-275△	380-480Y	5.4△/3.1Y	105	-340	370	63
• 4FVK 510 H26	单	50	1.6	200-240△	345-415Y	7.5△/4.3Y	120	-310	360	64
		60	2.05	220-275△	380-480Y	7.6△/4.4Y	145	-340	320	68
• 4FVK 510 H36	单	50	2.2	200-240△	345-415Y	11.4△/6.6Y	120	-310	470	64
		60	2.55	220-275△	380-480Y	11.2△/6.5Y	145	-360	480	68
• 4FVK 610 H36	单	50	2.2	200-240△	345-415Y	11.4△/6.6Y	165	-340	360	65
		60	2.55	220-275△	380-480Y	11.2△/6.5Y	195	-360	320	71
• 4FVK 610 H46	单	50	3.3	200-275△	345-415Y	13△/7.5Y	165	-340	480	65
		60	3.8	220-275△	380-480Y	14.2△/8.2Y	195	-380	530	71



**4FVK单级** 安装尺寸


4FVK Single stage mounting dimensions



型号 Model	相位	A	B	C	D	E	F	G	H	I	J	K	L	M	N	O	P	Q	R	S	T	U	V	W	X	Z	Y
4FVK 210 H16	3~	295	360	153	M6X15	293	107	135	M16X1.5	M32X1.5	29	111	168	G1 <sub>1/4</sub>	64	4	107	88	124	M6X17	298	260	65	105	272	14	145
4FVK 310 H16	3~	313	378	153	M6X15	295	109	135	M16X1.5	M32X1.5	29	111	177	G1 <sub>1/4</sub>	64	4	114	94	130	M6X17	325	290	67	105	276	14	145
4FVK 310 H26	3~	313	378	153	M6X15	319	109	159	M16X1.5	M32X1.5	29	120	177	G1 <sub>1/4</sub>	64	4	114	94	130	M6X17	325	290	67	105	276	14	145
4FVK 410 H16	3~	346	416	167	M6X15	323	113	159	M16X1.5	M32X1.5	29	120	197	G1 <sub>1/4</sub>	64	4	125	103	145	M6X17	350	315	70	130	282	14	167
4FVK 510 H16	3~	367	435	192	M8X15	363	112	191	M16X1.5	M32X1.5	29	128	206	G1 <sub>1/4</sub>	64	4	138	114	148	M6X17	363	328	71	152	287	14	192
4FVK 510 H26	3~	367	435	192	M8X15	363	112	191	M16X1.5	M32X1.5	29	128	206	G1 <sub>1/4</sub>	64	4	138	114	148	M6X17	363	328	71	152	287	14	192
4FVK 610 H16	3~	418	494	228	M8X15	364	124	191	M16X1.5	M32X1.5	29	128	236	G1 <sub>1/4</sub>	64	4	153	126	172	M6X17	406	371	70	152	291	14	193
4FVK 610 H36	3~	418	494	228	M8X15	390	124	217	M16X1.5	M32X1.5	29	128	236	G1 <sub>1/4</sub>	64	4	153	126	172	M6X17	406	371	70	152	291	14	193

## 4FVK 3AC 气环泵型号及性能参数表 (IP55 50/60 Hz)

### 4FVK 3AC Gas ring pump model and performance parameter table (IP55 50/60HZ)

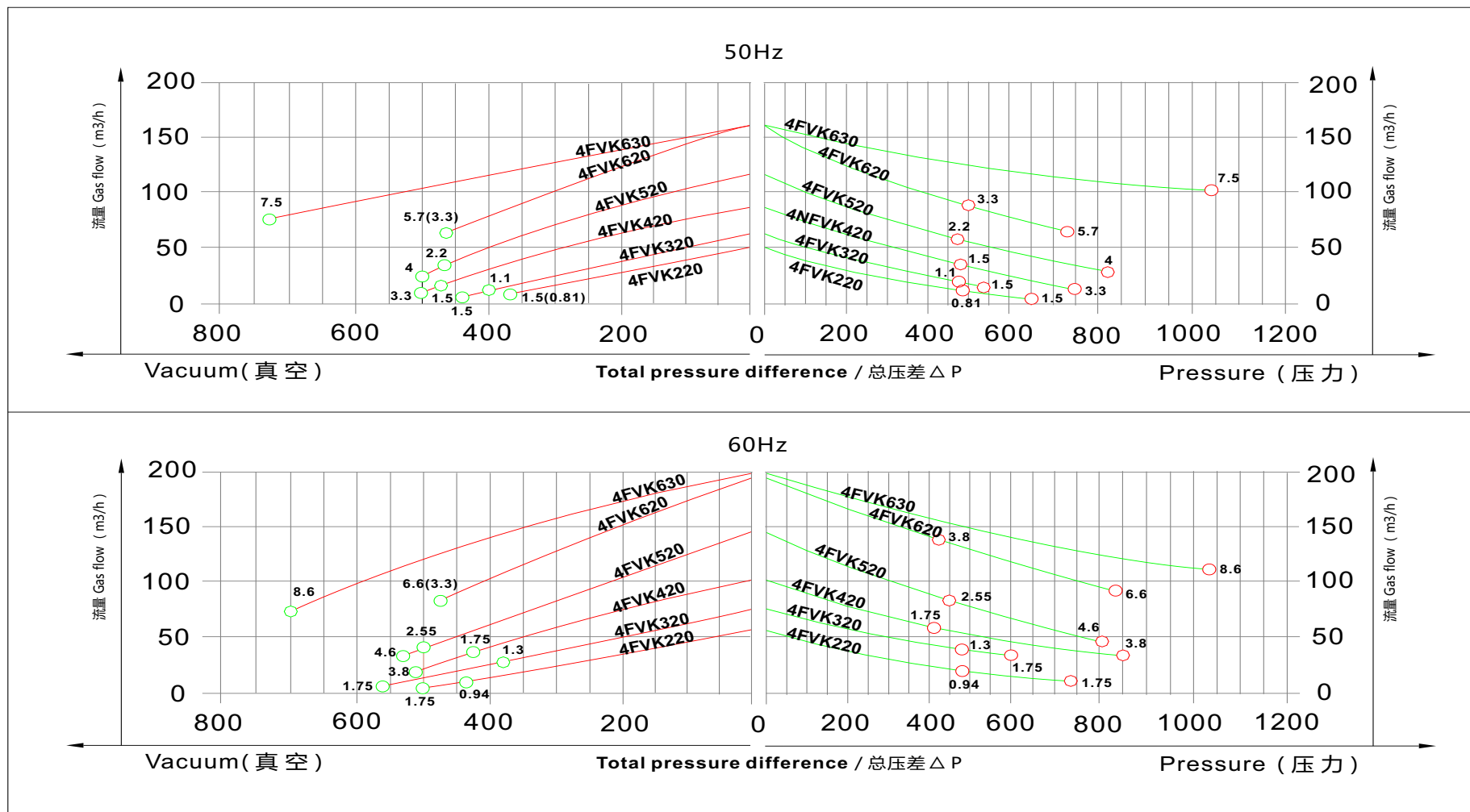


型号 (4FVK-3AC) Model	单级	马达额定参数 Motor rated parameters					最大	额定	额定	噪音 noises dB(A)	重量 Weight Kg
	双级	频率	功率	电压		电流	排吸流量	真空压力	压缩压力		
	single	frequency	power	voltage		current	Max airflow	rated Vacuum	rated compress		
	double	HZ	KW	V		A	m3/h	mbar	mbar		
• 4FVK 220 H26	双	50	0.85	200-240△	345-415Y	4△/2.3Y	47	-370	490	58	24
		60	0.95	220-275△	380-480Y	4△/2.3Y	60	-440	480	62	
• 4FVK 220 H56	双	50	1.6	200-240△	345-415Y	7.5△/4.3Y	47	-370	650	58	28
		60	2.05	220-275△	380-480Y	7.6△/4.4Y	60	-500	740	62	
• 4FVK 320 H46	双	50	1.3	200-240△	345-415Y	5.4△/3.1Y	65	-400	480	59	29
		60	1.5	220-275△	380-480Y	5.4△/3.1Y	76	-480	480	63	
• 4FVK 320 H56	双	50	1.6	200-240△	345-415Y	7.5△/4.3Y	65	-440	540	59	30
		60	2.05	220-275△	380-480Y	7.5△/4.4Y	76	-560	600	63	
• 4FVK 420 H26	双	50	1.6	200-240△	345-415Y	7.5△/4.3Y	87	-480	450	61	33
		60	2.05	220-275△	380-480Y	7.6△/4.4Y	105	-430	410	66	
• 4FVK 420 H56	双	50	3.3	200-240△	345-415Y	13△/7.5Y	87	-500	750	61	39
		60	3.8	220-275△	380-480Y	13.8△/8Y	105	-510	850	66	
• 4FVK 520 H26	双	50	2.2	200-240△	345-415Y	11.4△/6.6Y	120	-470	460	64	40
		60	2.55	220-275△	380-480Y	11.2△/6.5Y	145	-500	450	70	
• 4FVK 520 H27	双	50	4.3	345-415△		9.5△	120	-500	820	65	51
		60	4.8	380-480△		10△	145	-530	810	71	
• 4FVK 620 H36	双	50	3.3	200-275△	345-415Y	13△/7.5Y	165	-460	500	67	48
		60	3.8	220-275△	380-480Y	14.2△/8.2Y	195	-480	420	71	
• 4FVK 620 H57	双	50	5.5	345-415△		12△	165	-460	740	68	65
		60	6.3	380-480△		11.5△	195	-480	840	72	
• 4FVK 630 H67	双	50	7.5	345-415△		16△	170	-730	1040	72	86
		60	8.6	380-480△		16△	200	-700	1040	76	

**4FVK双级真空压缩选型曲线3AC**

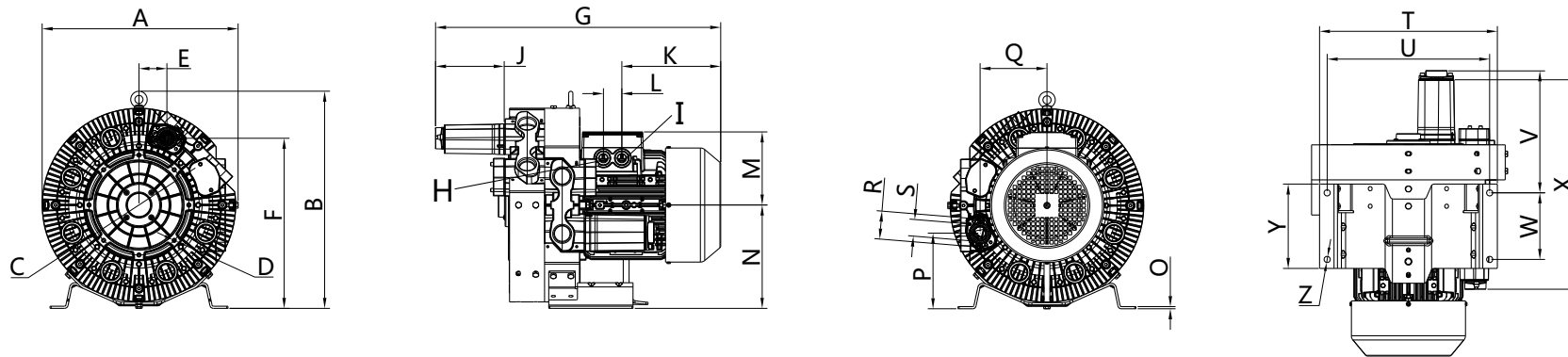
Vacuum compression type curve

下面的性能曲线是在吸抽15°C空气，排气压力1013mbar的工况下测出的，允差±10%，吸入空气和环境温度不超过25°C时，即可达到图示总压差。  
The performance curves are valid for pumping air at 15°C at the inlet flanges with an air pressure of 1.103 mbar of ±10%. The total pressure differences are valid up to an intake and ambient of 25°C.



## 4FVK双级 安装尺寸

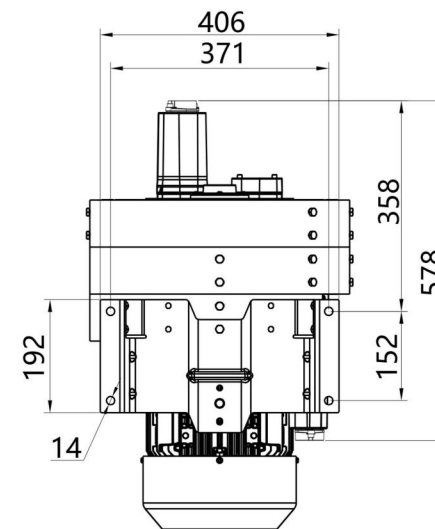
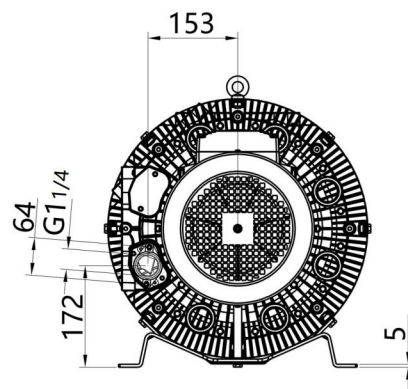
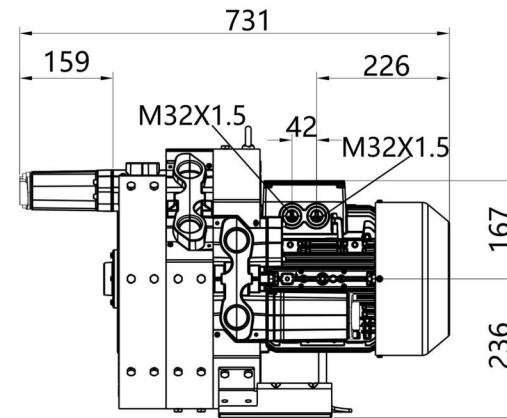
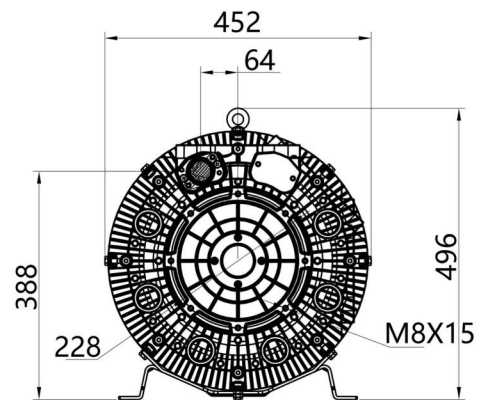
### 4FVK Double stage mounting dimensions



型号 Model	相位	A	B	C	D	E	F	G	H	I	J	K	L	M	N	O	P	Q	R	S	T	U	V	W	X	Z	Y
4FVK 220 H26	3~	313	360	153	M6X15	45	274	489	M16X1.5	M32X1.5	159	135	29	111	167	4	123	105	64	G1 <sub>1/4</sub>	298	260	261	105	468	14	145
4FVK 220 H56	3~	313	360	153	M6X15	45	274	546	M16X1.5	M32X1.5	159	191	29	128	167	4	123	105	64	G1 <sub>1/4</sub>	298	260	261	105	468	14	145
4FVK 330 H46	3~	333	380	153	M6X15	47	291	515	M16X1.5	M32X1.5	159	159	29	120	178	4	130	114	64	G1 <sub>1/4</sub>	325	290	263	105	472	14	145
4FVK 320 H56	3~	333	380	153	M6X15	47	291	546	M16X1.5	M32X1.5	159	191	29	128	178	4	130	114	64	G1 <sub>1/4</sub>	325	290	263	105	472	14	145
4FVK 420 H26	3~	346	416	167	M8X15	52	321	548	M16X1.5	M32X1.5	159	191	29	128	197	4	145	124	64	G1 <sub>1/4</sub>	350	315	263	130	475	14	167
4FVK 420 H56	3~	346	416	167	M8X15	52	321	575	M16X1.5	M32X1.5	159	217	29	128	197	4	145	124	64	G1 <sub>1/4</sub>	350	315	263	130	475	14	167
4FVK 520 H27	3~	387	435	192	M8X15	57	343	569	M16X1.5	M32X1.5	159	191	29	128	206	5	148	137	64	G1 <sub>1/4</sub>	363	328	277	152	493	14	192
4FVK 520 H36	3~	387	435	192	M8X15	57	343	621	M32X1.5	M32X1.5	159	209	42	148	206	5	148	137	64	G1 <sub>1/4</sub>	363	328	277	152	493	14	192
4FVK 620 H57	3~	447	495	228	M6X15	63	389	599	M32X1.5	M32X1.5	159	217	29	128	236	5	173	153	64	G1 <sub>1/4</sub>	406	371	278	152	498	14	193
4FVK 620 H67	3~	447	495	228	M6X15	63	389	651	M32X1.5	M32X1.5	159	226	42	167	236	5	173	153	64	G1 <sub>1/4</sub>	406	371	278	152	498	14	193

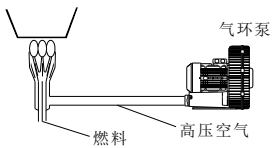

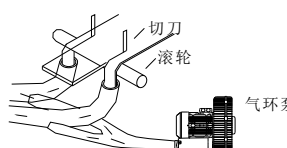
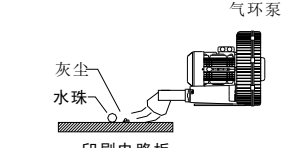
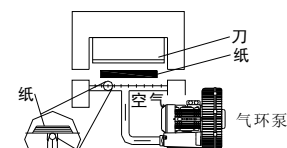
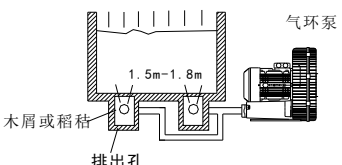
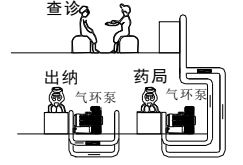
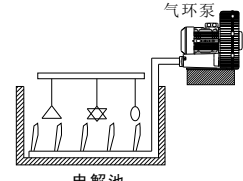
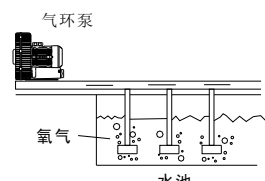
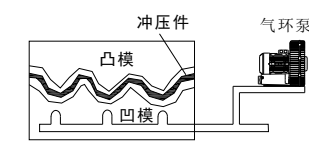
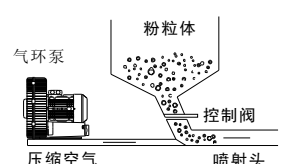
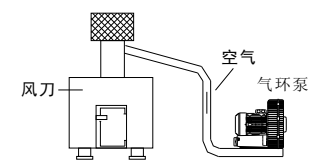
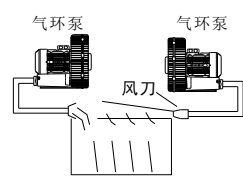
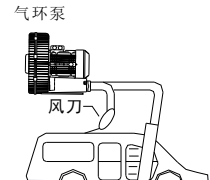
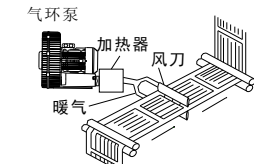
**4FVK630-H67三级** 安装尺寸

**4FVK630-H67** Three stage mounting dimensions



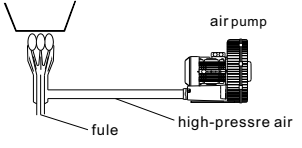
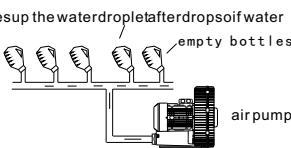
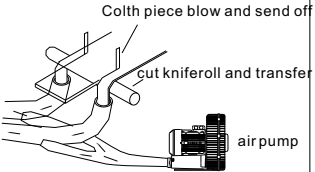
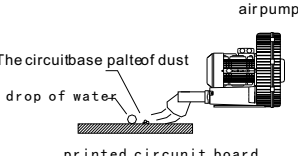
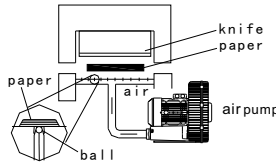
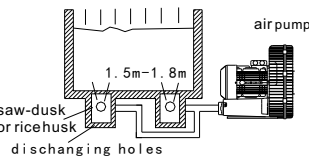
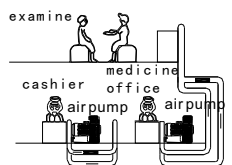
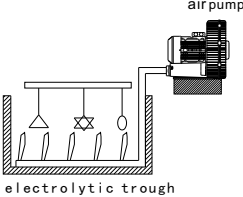
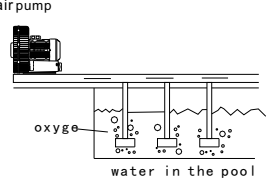
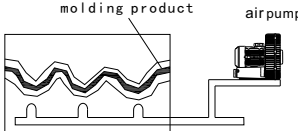
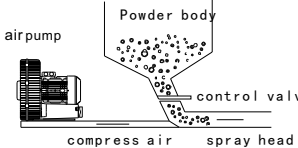
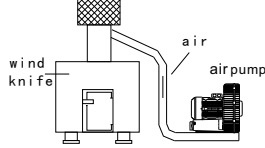
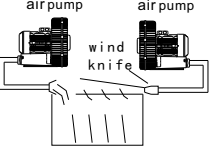
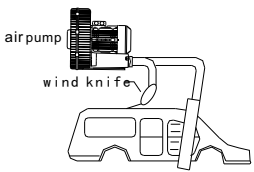
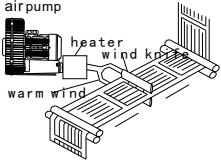
## 工业应用案例 (送风)

送风 吸尘 排气 冷却 输送 气垫

瓦斯重油喷燃	洗瓶机吹干	纸、布条吹送	干燥用空气刀	切断机气垫
 <p>足够的风量, (2.000mmaq) 减轻对压缩机的依赖</p>	 <p>饮料空瓶水洗后吹干, 适用于食品业</p>	 <p>塑料、布、纸等裁边后自动收集</p>	 <p>电路板用风机来吹出微小灰尘和杂物</p>	 <p>增加浮力, 容易移动</p>
蓄粪发酵曝气	传票输送	电解液搅拌	养殖池空气补给	冲床机
 <p>蓄粪槽吹入空气增氧, 增加接触面积, 也适合污水处理</p>	 <p>以空气为动力输送文件既快有准确</p>	 <p>利用空气来搅拌电解池, 令电镀迅速, 效果均匀</p>	 <p>水中氧气补给用</p>	 <p>帮助取出冲压件</p>
粉粒输送	焚化炉	烟气吹送	洗车吹干	印刷强制干燥
 <p>粉粒体等原料的输送</p>	 <p>空气的助燃与废气之排除</p>	 <p>让散出之烟气迅速排出, 以免造成污染</p>	 <p>洗车机洗完吹干水分</p>	 <p>使印色迅速干燥</p>

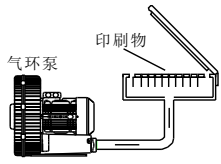
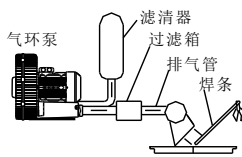
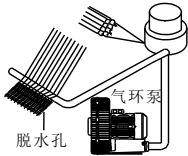
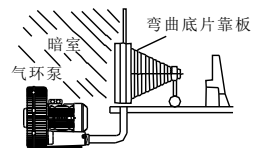
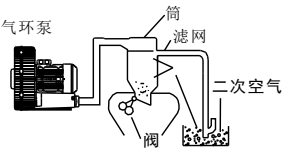
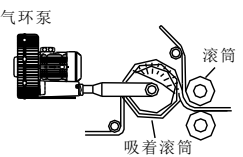
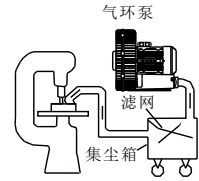
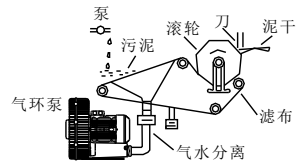
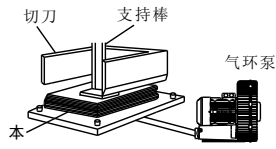
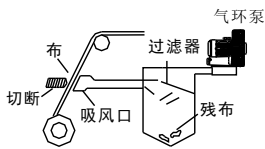
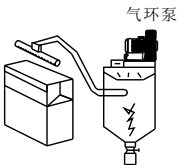

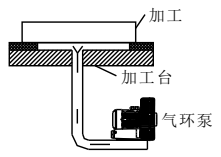
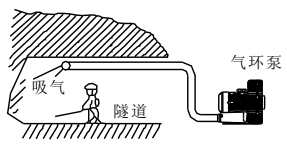
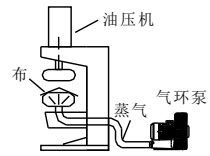
**Application example use for blowing**

Blow Hoover exhaust cool transport air cushion

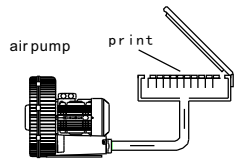
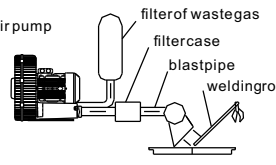
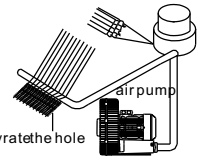
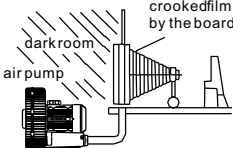
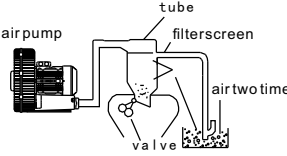
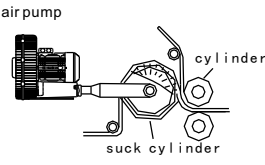
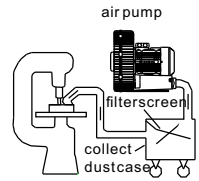
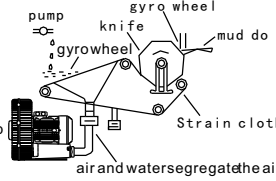
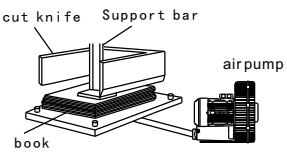
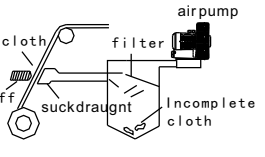
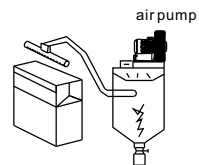
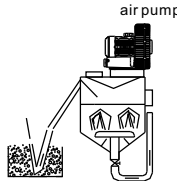
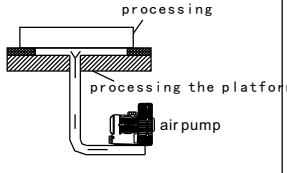
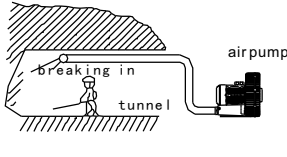
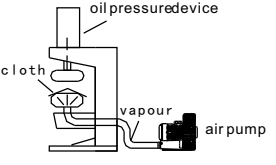
The gas and heavy oil gush out firing	Wash the bottle machine and dries up	Can collect all the bits automatically after cut the Paper	It is dry to use the air knife	Air cushion
 <p>Enough air volume (2.000mm<sup>3</sup>)            Reduce the dependence of the compressor</p>	 <p>Beverage bottles after washing to dry, suitable for food industry</p>	 <p>Automatic collection of plastic, cloth, paper, etc.</p>	 <p>The circuit board uses the blower to blow out the tiny dust and the debris.</p>	 <p>Increase the buoyancy, easy to move</p>
The domestic animal excrement ferments feceness gas	Subpoena transport	The electrolytic liquid mix round	The oxygen supply in breedaquatics	Puncher machine
 <p>Storage tank excrement blowing air into the oxygen, increase the contact area, Also suitable for sewage treatment</p>	 <p>The air as the power transmission file is quick and accurate</p>	 <p>Use air to stir the electrolytic cell, so that the plating quickly, Uniform effect</p>	 <p>Oxygen supply in water</p>	 <p>Help out stamping parts</p>
Powderbody transport	incinerator	The exhaustgas blows smoking	Wash the car and dry up	Printand forcedryness
 <p>Conveying of powder and other raw materials</p>	 <p>Air for combustion and exhaust gas removal</p>	 <p>Let out the flue gas discharged rapidly, so as not to cause pollution</p>	 <p>Washing machine wash water after drying</p>	 <p>Rapid drying of printing ink</p>

## 工业应用案例 (吸风)

送风 吸尘 排气 冷却 输送 气垫

网版印刷机吸着	焊接废气吸取	织布机吸丝	照相制版	粉粒体输送
 <p>利用吸着压力固定，以利印刷作业</p>	 <p>焊接时产生烟气和灰尘，可以真空方式排到它处，保障操作员健康</p>	 <p>吸除水分及固定线头，提高品质效率</p>	 <p>利用真空吸力来保护底片，使之平坦，适合照相制版工业</p>	 <p>塑胶原料等粒状物体，用吸、吹风来输送</p>
印刷吸着	工业吸尘	真空脱水	制书本机	残布处理
 <p>真空吸着印刷或者纸巾形成移送</p>	 <p>工厂经常有废屑残留在机台上，可以吸抽收集</p>	 <p>纸浆脱水，污染脱水，布匹脱水等</p>	 <p>切断时之书本吸着保持</p>	 <p>布匹切断处理</p>
牛乳纸盒填充机	豆腐机械	加工物的保持	工事现场	烫布机
 <p>牛乳盒填充之真空吸引利用</p>	 <p>吸引大豆输送，至清洗槽洗净使用</p>	 <p>木板、塑胶等非磁性物体之固定用</p>	 <p>隧道与狭小工事现场，产生粉尘，有毒瓦斯之局部除去</p>	 <p>烫布时将蒸气排放出</p>

**Application example use for indraft**  
 Blow Hoover exhaust cool transport air cushion

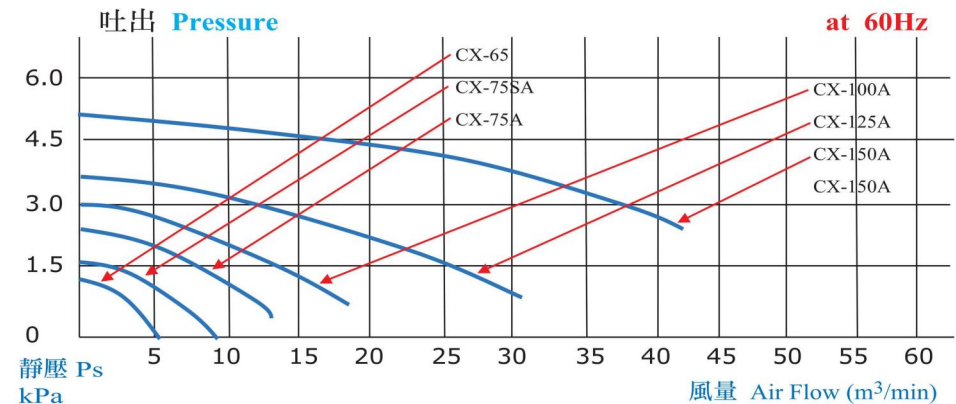
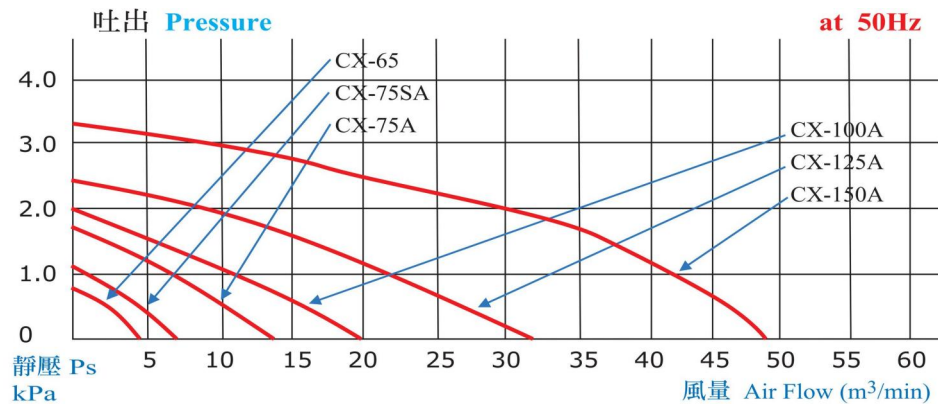
The sucking of the printing machine of entworkediton	Ejectthe exhaust gas and dustproduced whileweldingdrawing	The wesvecottommachine sucksilk	Photo- engraving	The powderbody transports
 <p>airpump print</p> <p>Fixed with suction, to facilitate printing operations</p>	 <p>airpump filterof wastegas filtercase blastpipe weldingrod</p> <p>When welding smoke and dust, can be vacuum Line to it, to protect the health of the operator</p>	 <p>dehydrate the hole airpump</p> <p>Suction water and fixed head, improve the quality of efficiency</p>	 <p>crookedfilm by the board darkroom airpump</p> <p>The use of vacuum suction to protect the film, so that the flat, Suitable for photographic plate making industry</p>	 <p>airpump tube filterscreen air two times valve</p> <p>Plastic raw materials, such as granular objects, blowing or sucking to transport</p>
Print suck	Industry hoover	Vacuumdehydrate	Makebooksmachine	Incomplete clothdeal with
 <p>airpump cylinder suck cylinder</p> <p>Vacuum printing or paper towels to form at</p>	 <p>airpump filterscreen collect dustcase</p> <p>Factories often have waste residue on the machine, Suction pump collection</p>	 <p>pump gyro wheel knife mud do Strain cloth airpump air and water segregate the air</p> <p>The pollution of pulp dehydration dehydration cloth etc.</p>	 <p>cut knife Support bar airpump book</p> <p>When the books keep off smoking</p>	 <p>airpump cloth filter incomplete cloth cut off suck draught</p> <p>Cloth cutting processing</p>
Ox milkpaper carton filling machine	Beancurd machinery	Keeping processing	Defence worksscene	Iron cloth machine
 <p>airpump</p> <p>Vacuum suction utilization of milk box packing</p>	 <p>airpump</p> <p>To attract soybean transmission, to wash the tank to use</p>	 <p>processing processing the platform airpump</p> <p>Fixed use of wood, plastic, and other non magnetic objects</p>	 <p>airpump breaking in tunnel</p> <p>Tunnel and small work site, produce dust, toxic Partial removal of gas</p>	 <p>oil pressure device cloth vapour airpump</p> <p>When the cloth is hot, steam is discharged.</p>

## CX 透浦式鼓風機 Turbo Blower (Centrifugal Blower)

型式 Type	相數 Phase	功率 Output (kW)	電壓 Voltage (V)	電流 Current (A)	頻率 Frequency (HZ)	最大靜壓 (吐出) Pressure (Max.) (kPa)	最大風量 (吐出) Air Flow (Max.) (m <sup>3</sup> /min)	吸入/吐出 口徑 In/Out Let (mm)	噪音 Noise Level (dB)	重量 Weight (kg)
CX-65	1~ 3~	0.2	220 220/380	1.5 1.1/0.9	50/60	0.7/1.1	4.5/5.3	IN 100 OUT 65	65/70	7
CX-75SA	1~ 3~	0.4	220 220/380	2.5 1.9/1.2	50/60	1.1/1.6	7/8	IN 100 OUT 75	70/75	10
CX-75A	1~ 3~	0.75	220 220/380	5 3/1.9	50/60	1.7/2.4	13/15	IN 125 OUT 100	75/80	16
CX-100A	3~	1.5	220/380	5.5/3.5	50/60	2/3	20/23	IN 125 OUT 100	82/90	26
CX-125A	3~	2.2	220/380	8/5	50/60	2.4/3.5	32/35	IN 252 OUT 125	87/95	37
CX-150A	3~	3.7	220/380	13/7.5	50/60	3.2/5.3	48/56	IN 252 OUT 150	92/100	52

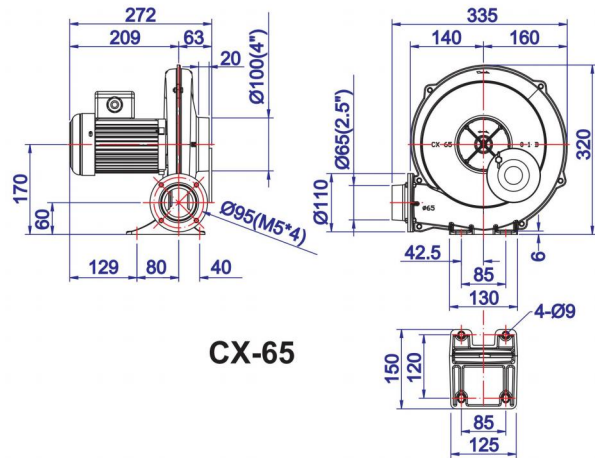


### 性能表 Characteristic curves

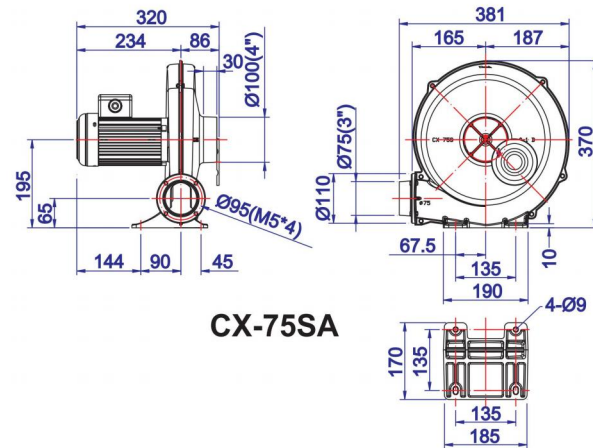


透浦式鼓风机 Turbo Blower (Centrifugal Blower)

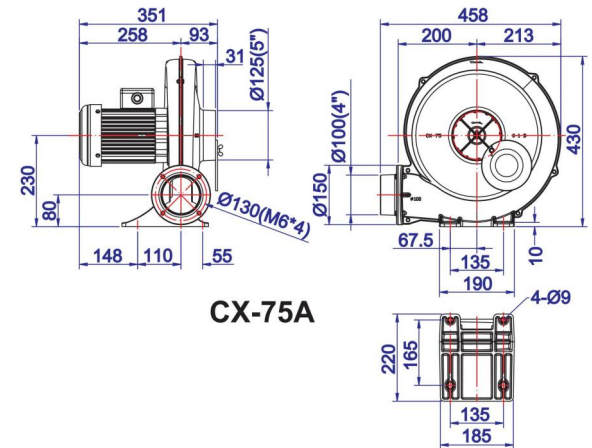
尺寸图 Dimension (mm)



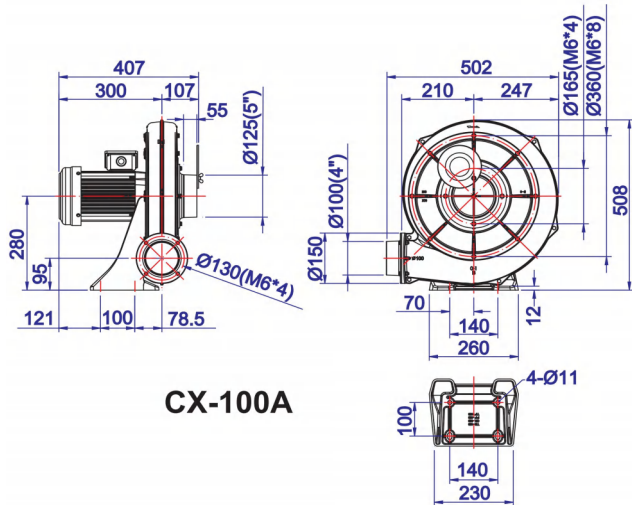
CX-65



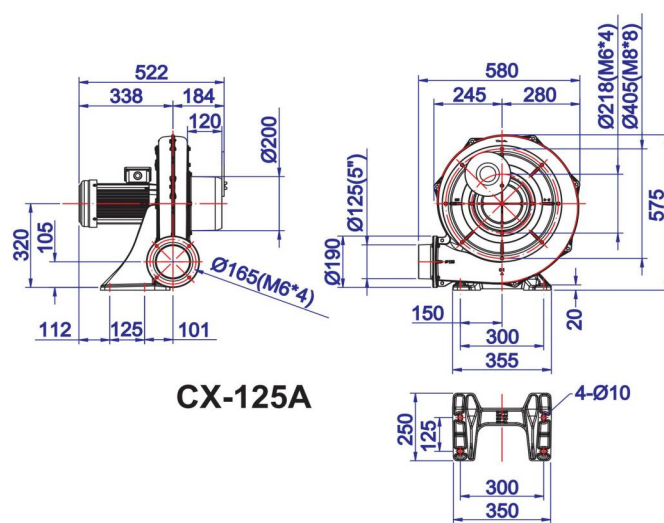
CX-75SA



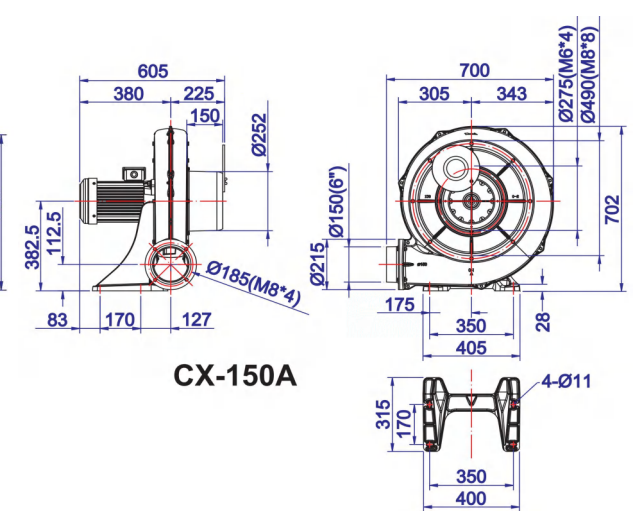
CX-75A



CX-100A



CX-125A



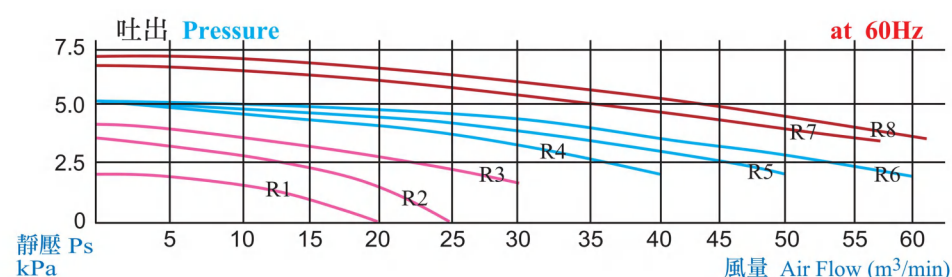
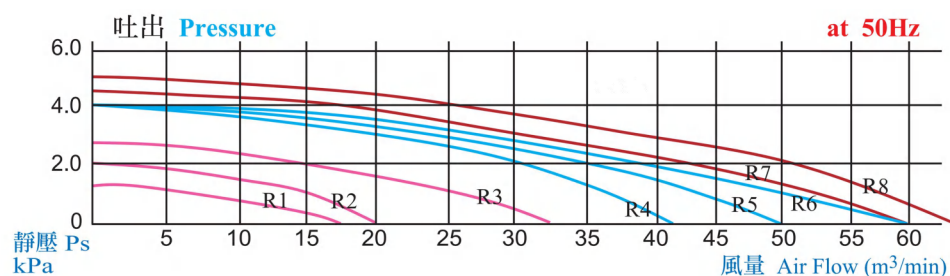
CX-150A

## TB 透浦式鼓風機 Turbo Blower (Centrifugal Blower)

型式 Type	相數 Phase	功率 Output (kW)	電壓 Voltage (V)	電流 Current (A)	頻率 Frequency (HZ)	最大靜壓 (吐出) Pressure (Max.) (kPa)	最大風量 (吐出) Air Flow (Max.) (m <sup>3</sup> /min)	出口 口徑 Out Let	噪音 Noise Level (dB)	重量 Weight (kg)
TB100-1	1~ 3~	0.75	220 220/380	5 3/1.8	50/60	1.3/2.1	18/22	100mm	75/82	21
TB100-2	1~ 3~	1.5	220 220/380	9 5.5/3.5	50/60	2/3	20/25	100mm	75/85	26
TB125-3	1~ 3~	2.2	220 220/380	12.8 8/5	50/60	2.4/3.6	33/39	125mm	85/90	33
TB150-5	3~	3.7	220 380	13 7.5	50/60	3.8/5.3	48/53	150mm	90/95	53
TB150-7.5	3~	5.5	220 380	19 11.5	50/60	3.8/5.3	50/65	150mm	92/97	61
TB150-10	3~	7.5	220 380	26 15.5	50/60	3.8/5.3	60/75	150mm	92/98	70
TB200-15	3~	11	220 380	36 22	50/60	5/6.5	65/85	200mm	95/110	130
TB200-20	3~	15	220 380	47 28	50/60	5/7	90/100	200mm	95/110	140



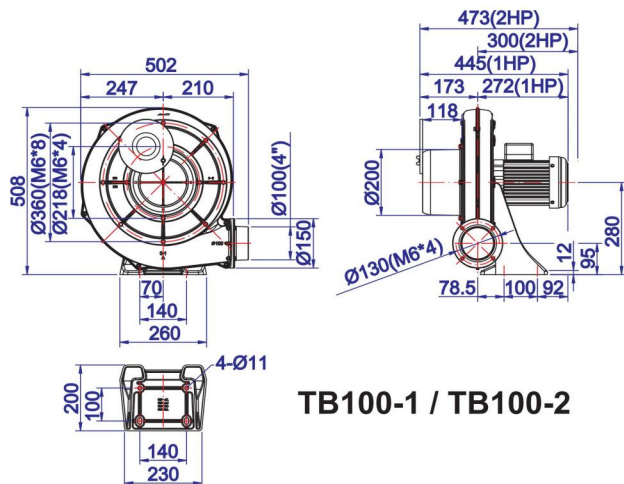
### 性能表 Characteristic curves



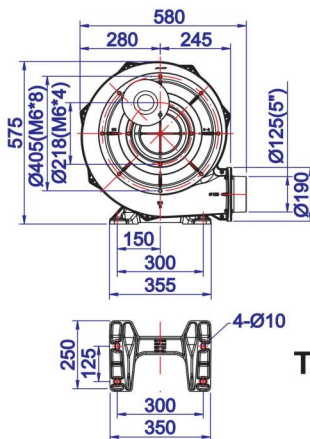
編號	品名	編號	品名	編號	品名	編號	品名
R1	TB100-1	R2	TB100-2	R3	TB125-3	R4	TB150-5
R5	TB150-7.5	R6	TB150-10	R7	TB200-15	R8	TB200-20

透浦式鼓風機 **Turbo Blower (Centrifugal Blower)**

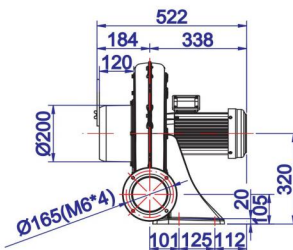
尺寸圖 Dimension (mm)



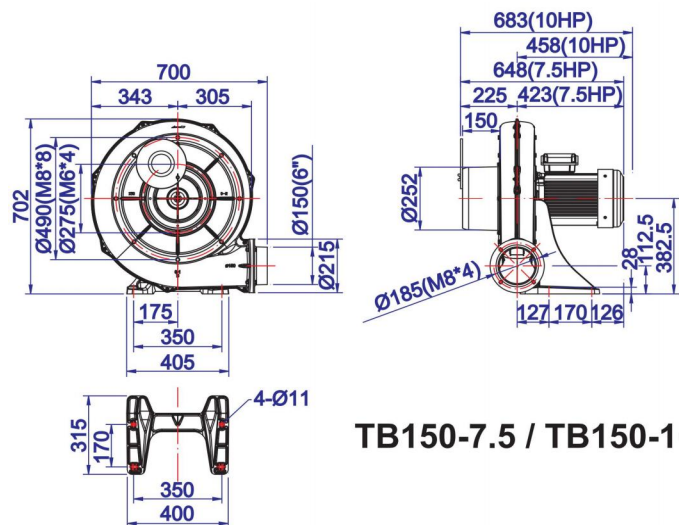
**TB100-1 / TB100-2**



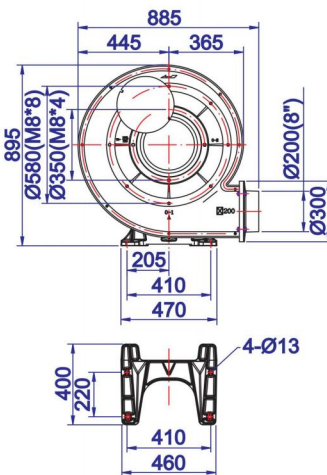
**TB125-3**



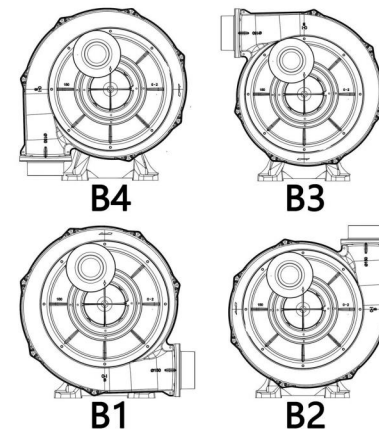
**TB150-5**



**TB150-7.5 / TB150-10**



**TB200-15 / TB200-20**

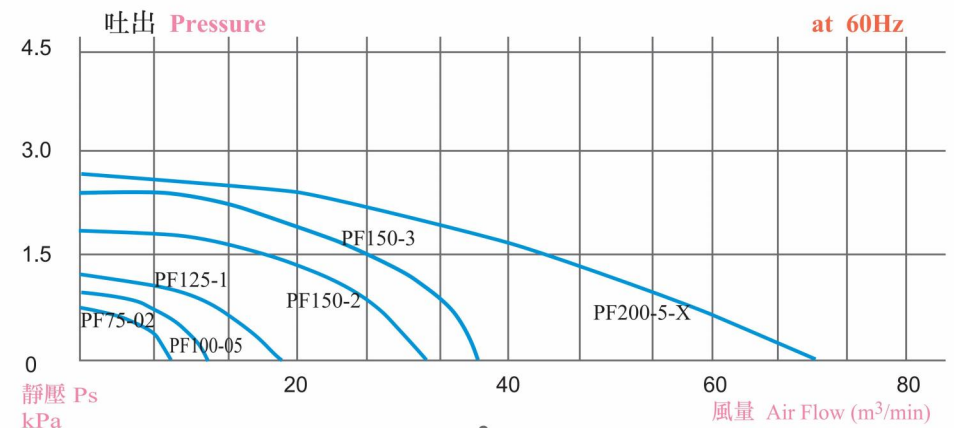
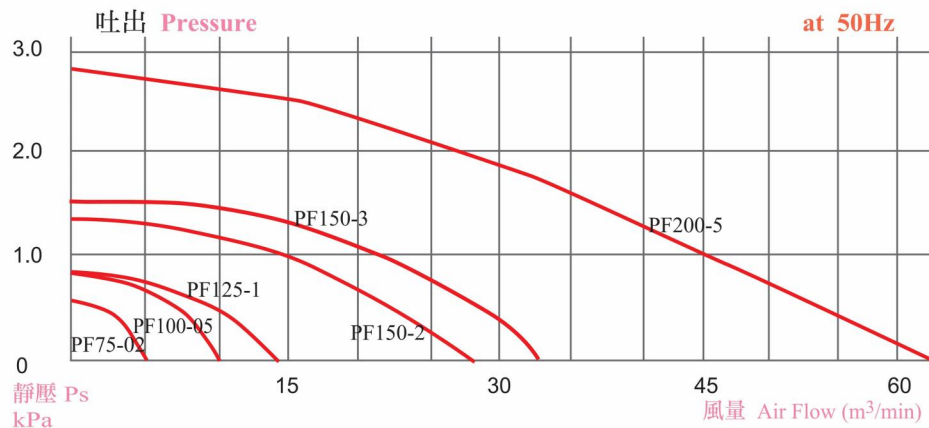


## 直翼式風機 Plate Fan (Radial Fan)

型式 Type	相數 Phase	功率 Output (kW)	電壓 Voltage (V)	電流 Current (A)	頻率 Frequency (Hz)	最大靜壓(吐出) Pressure (kPa)	最大風量(吐出) Air Flow (m <sup>3</sup> /min)	入/出口徑 In/Out Let (mm)	噪音 Noise Level (dB)	重量 Weight (kg)
PF75-02	1~ 3~	0.2	220 220/380	0.8 0.7/0.45	50/60	0.5/0.7	5/6	100/75	72/75	6
PF100-05	1~ 3~	0.4	220 220/380	2.5 1.9/1.2	50/60	0.7/1	9.5/11	100/100	83/88	11
PF125-1	1~ 3~	0.75	220 220/380	5 3/1.8	50/60	0.7/1.2	14/17	125/125	85/90	17
PF150-2	3~	1.5	220 380	5.5 3.5	50/60	1.3/1.9	28/33	150/150	88/92	28
PF150-3	3~	2.2	220 380	8 5	50/60	1.4/2.3	30/35	150/150	89/93	34
PF200-5	3~	3.7	220 380	13 9.6	50/60	1.8/2.6	67/70	200/200	93/99	47

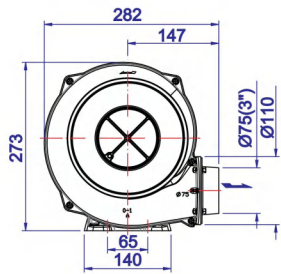


### PF型性能表 Characteristic curves

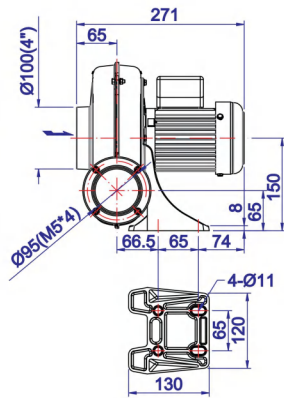


直翼式風機 **Plate Fan (Radial Fan)**

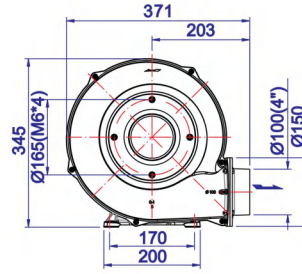
尺寸圖 Dimension (mm)



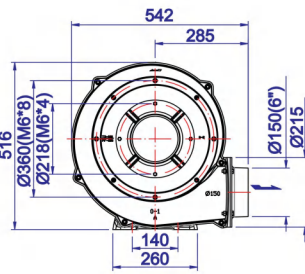
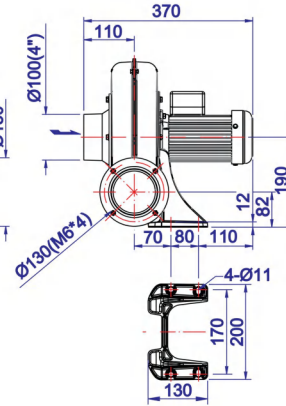
**PF75-02**



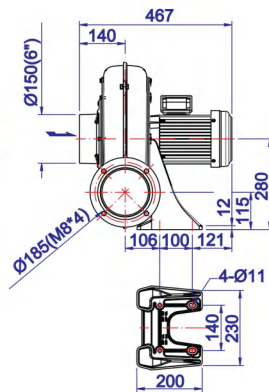
**PF100-05**



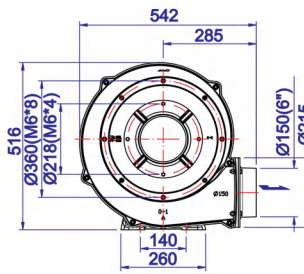
**PF125-1**



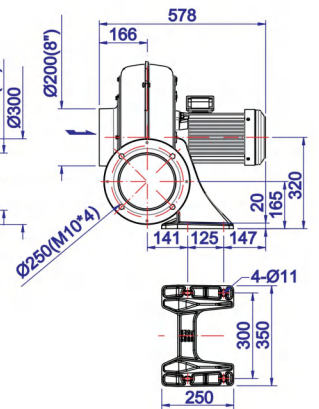
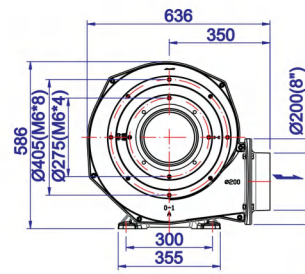
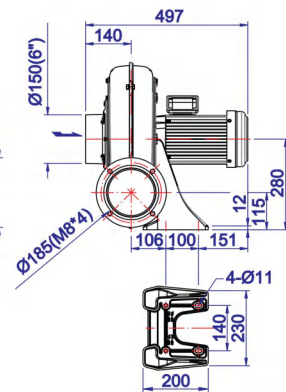
**PF150-2**



**PF150-3**

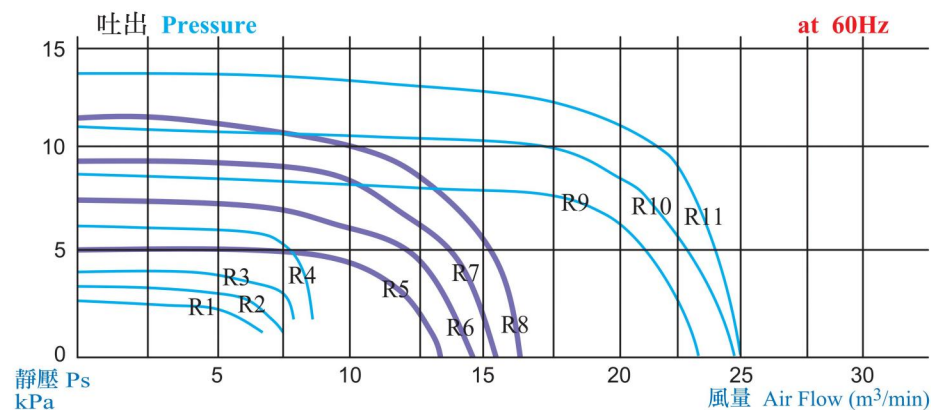
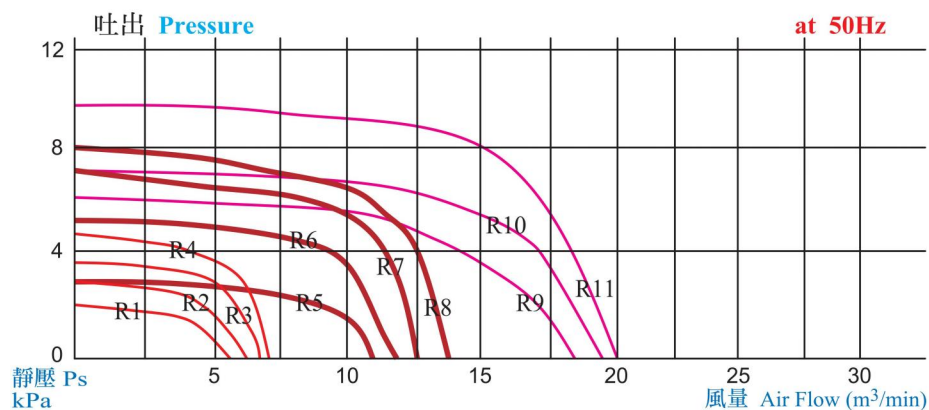


**PF200-5**



## 透浦多段式鼓風機 Multi-Stage Turbo Blower (Centrifugal Blower)

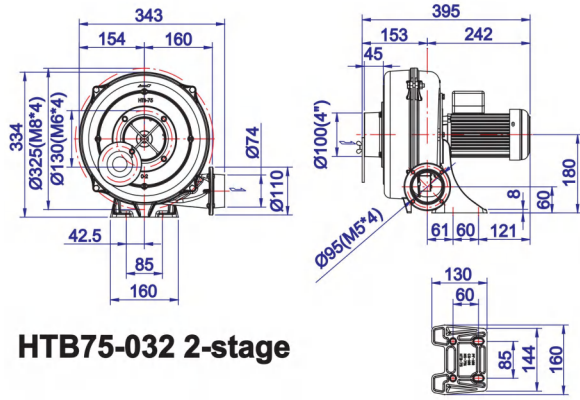
型 式 Type	相 數 Phase	功 率 Output (kW)	電 壓 Voltage (V)	電 流 Current (A)	頻 率 Frequency (HZ)	最大靜壓(吐出) Pressure (Max.) (kPa)	最大風量(吐出) Air Flow (Max.) (m <sup>3</sup> /min)	出口口徑 Out Let (mm)	噪 音 Noise Level (dB)	重 量 Weight (kg)
HTB75-032	3~	0.4	220 380	1.9 1.2	50/60	2.1/2.6	6/7	75mm	68/72	11.5
HTB75-053	3~	0.4	220 380	1.9 1.2	50/60	2.9/3.8	6.5/7.5	75mm	69/74	15.5
HTB75-104	3~	0.75	220 380	3 1.8	50/60	3.7/5	6.5/8	75mm	70/75	20
HTB75-105	3~	0.75	220 380	3 1.8	50/60	4.2/6	6.8/8.5	75mm	70/75	22
HTB100-102	3~	0.75	220 380	3 1.8	50/60	3.2/4.8	11/13	100mm	74/80	23
HTB100-203	3~	1.5	220 380	5.5 3.5	50/60	5/7	11/14	100mm	75/82	31
HTB100-304	3~	2.2	220 380	8 5	50/60	6.6/9	12.5/16	100mm	78/84	39
HTB100-505	3~	3.7	220 380	13 7.5	50/60	7.9/11	12.8/16.5	100mm	80/85	51
HTB125-503	3~	3.7	220 380	13 7.5	50/60	5.8/7.9	19/23	125mm	82/88	56
HTB125-704	3~	5.5	220 380	19 11.5	50/60	7.5/10.5	20/24	125mm	84/90	73
HTB125-1005	3~	7.5	220 380	26 15.5	50/60	9/13	20/24	125mm	84/90	85



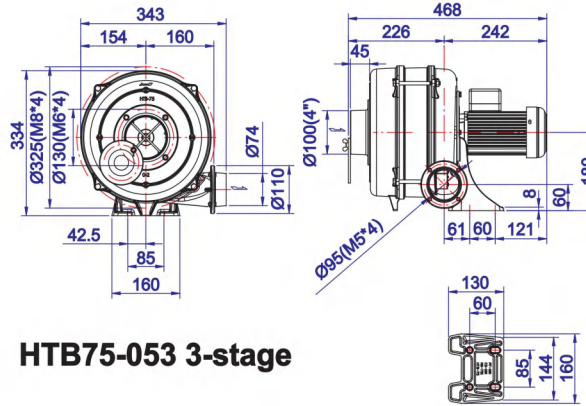
編號	品 名	編號	品 名	編號	品 名	編號	品 名
R1	HTB75-032	R2	HTB75-053	R3	HTB75-104	R4	HTB75-105
R5	HTB100-102	R6	HTB100-203	R7	HTB100-304	R8	HTB100-505
R9	HTB125-503	R10	HTB125-704	R11	HTB125-1005		

透浦多段式鼓風機 **Multi-Stage Turbo Blower**

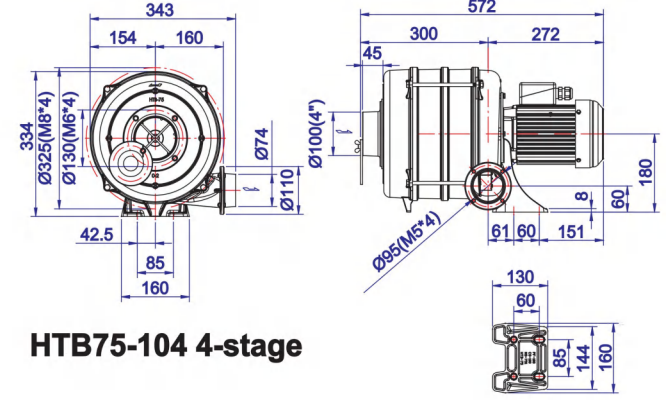
尺寸圖 Dimension (mm)



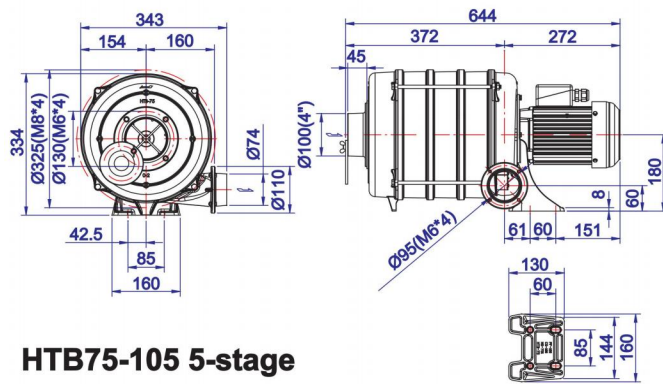
**HTB75-032 2-stage**



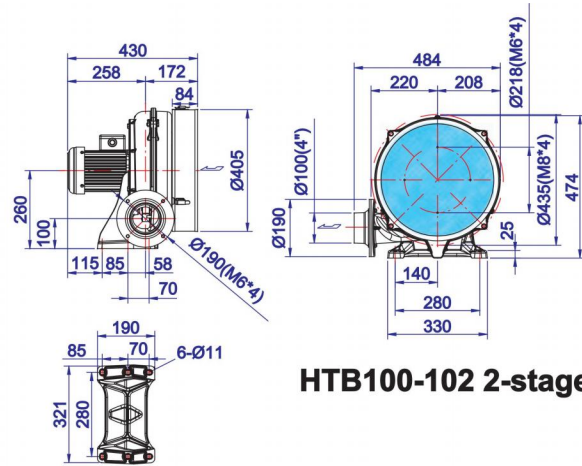
**HTB75-053 3-stage**



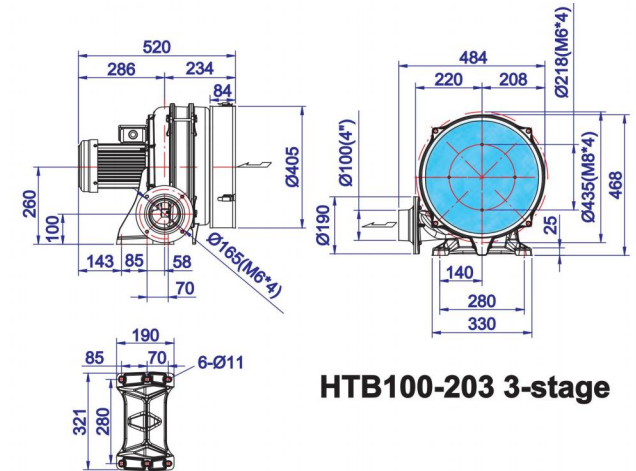
**HTB75-104 4-stage**



**HTB75-105 5-stage**



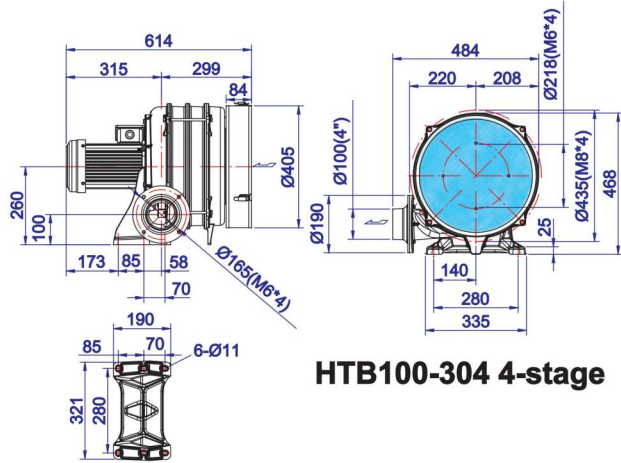
**HTB100-102 2-stage**



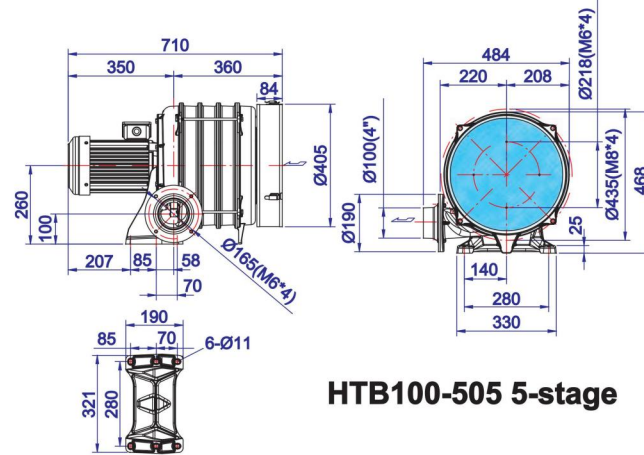
**HTB100-203 3-stage**

# 透浦多段式鼓風機 Multi-Stage Turbo Blower

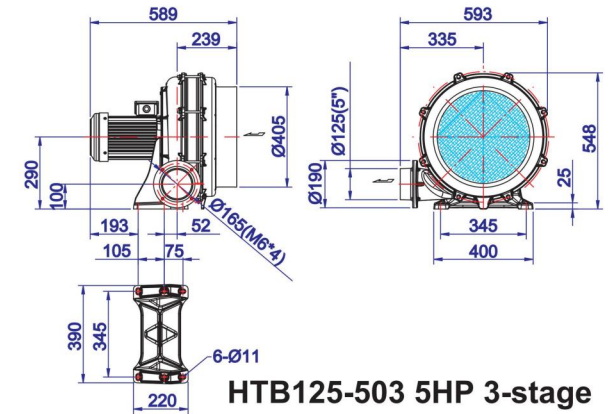
尺寸圖 Dimension (mm)



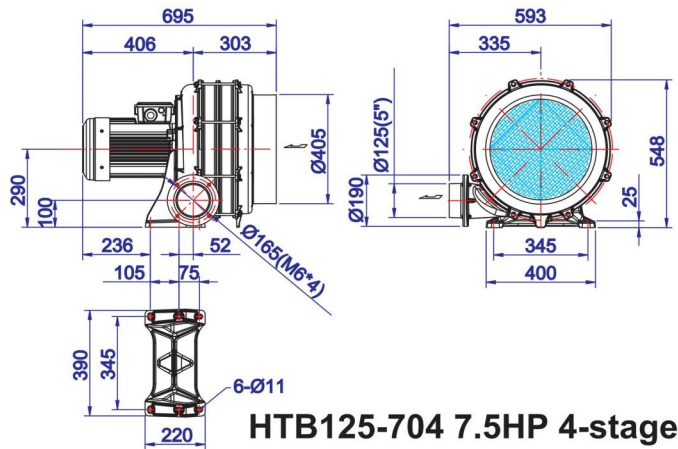
**HTB100-304 4-stage**



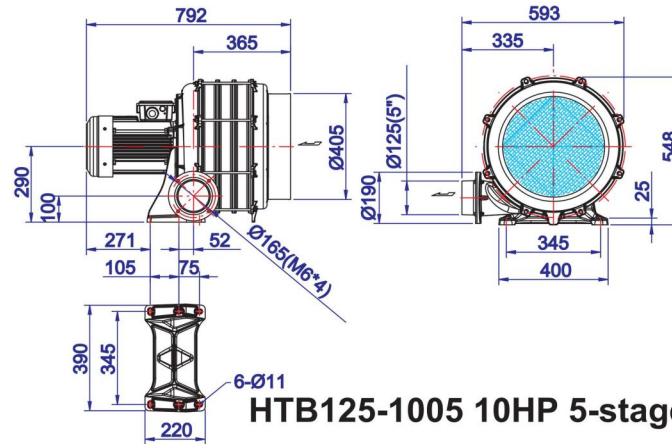
**HTB100-505 5-stage**



**HTB125-503 5HP 3-stage**



**HTB125-704 7.5HP 4-stage**




**HTB125-1005 10HP 5-stage**



### 3 FVK THREE PHASE (SINGLE, DOUBLE IMPELLER) GAS RING VACUUM PUMP MODELS AND THE PERFORMANCE PARAMETERS TABLE (IP55 50/60HZ)

#### (單、雙級) 氣環真空泵型號及性能參數表 (IP55 50/60HZ)



型號 (3HB 3AC) Model	單級	頻率	馬達參數			最大	額定	額定	噪音	重量	
	雙級		功率	額定電壓	額定電流	排吸流量	真空壓力	壓縮壓力			
	single	frequency	power	voltage	current	Max airflow	rated Vacuum	rated compress	noises	Weight	
	double	HZ	KW	V	A	m3/h	mbar	mbar	dB(A)	Kg	
3FVK 351 H16	Single	50	2.2	200-260Δ	350-450Y	8.1Δ/4.6Y	315	-190	170	64	45
		60	2.55	230-290Δ	400-500Y	8.0Δ/4.6Y	370	-150	130	68	
3FVK 351 H26	Single	50	3.0	200-260Δ	350-450Y	11.4Δ/6.5Y	315	-290	270	65	50
		60	3.45	230-290Δ	400-500Y	10.8Δ/6.2Y	370	-250	220	69	
3FVK 351 H37	Single	50	4.0	350-450Δ	610-725Y	8.4Δ/4.8Y	315	-350	390	65	62
		60	4.6	400-500Δ	690-725Y	8.2Δ/4.7Y	370	-370	340	69	
3FVK 351 H47	Single	50	5.5	350-450Δ	610-725Y	11.1Δ/6.4Y	315	-350	500	65	74
		60	6.3	400-500Δ	690-725Y	11.0Δ/6.4Y	370	-390	510	69	
3FVK 352 H26	Double	50	3.0	200-260Δ	350-450Y	11.4Δ/6.5Y	320	-230	190	68	68
		60	3.45	230-290Δ	400-500Y	10.8Δ/6.2Y	380	-150	120	71	
3FVK 352 H37	Double	50	4.0	350-450Δ	610-725Y	8.4Δ/4.8Y	320	-350	310	69	79
		60	4.6	400-500Δ	690-725Y	8.2Δ/4.7Y	380	-280	230	72	
3FVK 352 H47	Double	50	5.5	350-450Δ	610-725Y	11.1Δ/6.4Y	320	-530	480	71	90
		60	6.3	400-500Δ	690-725Y	11.0Δ/6.4Y	380	-480	390	74	

3FVK 352 H57	Double	50	7.5	350-450 Δ	610-725Y	15.0 Δ/8.7Y	320	-530	700	71	97
		60	8.6	400-500 Δ	690-725Y	15.1 Δ/8.8Y	380	-580	610	74	
3FVK 352 H67	Double	50	11	350-450 Δ	610-725Y	22.0 Δ/12.7Y	320	-530	870	72	120
		60	12.6	400-500 Δ	690-725Y	22.0 Δ/12.9Y	380	-580	930	76	
3FVK 353 H37	Triple	50	4.0	350-450 Δ	345-415Y	8.4 Δ/4.8Y	320	-300	250	69	82
		60	4.6	400-500 Δ	690-725Y	8.2 Δ/4.7Y	380	-200	150	72	
3FVK 353 H47	Triple	50	5.5	350-450 Δ	610-725Y	11.1 Δ/6.4Y	320	-490	410	71	93
		60	6.3	400-500 Δ	690-725Y	11.0 Δ/6.4Y	380	-410	300	74	
3FVK 353 H57	Triple	50	7.5	350-450 Δ	610-725Y	15.0 Δ/8.7Y	320	-680	620	71	100
		60	8.6	400-500 Δ	690-725Y	15.1 Δ/8.8Y	380	-650	510	74	
3FVK 353 H67	Triple	50	11.0	350-450 Δ	610-725Y	22.0 Δ/12.7Y	320	-680	1020	72	120
		60	12.6	400-500 Δ	690-725Y	22.0 Δ/12.9Y	380	-650	880	76	
3FVK 353 H77	Triple	50	15.0	350-450 Δ	610-725Y	30.5 Δ/17.3Y	320	-680	1020	72	136
		60	17.3	400-500 Δ	690-725Y	29.5 Δ/17.0Y	380	-650	1050	76	
3FVK 551 H26	Single	50	3.0	200-260 Δ	350-450Y	11.4 Δ/6.5Y	480	-130	120	69	66
		60	3.45	230-290 Δ	400-500Y	10.8 Δ/6.2Y	565	-70	60	74	
3FVK 551 H37	Single	50	4.0	350-450 Δ	610-725Y	8.4 Δ/4.8Y	480	-230	200	69	78
		60	4.6	400-500 Δ	690-725Y	8.2 Δ/4.7Y	565	-170	140	74	
3FVK 551 H47	Single	50	5.5	350-450 Δ	610-725Y	11.1 Δ/6.4Y	480	-380	330	69	88
		60	6.3	400-500 Δ	690-725Y	11.0 Δ/6.4Y	565	-310	260	85	
3FVK 551 H57	Single	50	7.5	350-450 Δ	610-725Y	15.0 Δ/8.7Y	480	-380	500	69	96
		60	8.6	400-500 Δ	690-725Y	15.1 Δ/8.8Y	565	-410	440	85	
3FVK 552 H47	Double	50	5.5	350-450 Δ	610-725Y	11.1 Δ/6.4Y	480	-270	220	70	118
		60	6.3	400-500 Δ	690-725Y	11.0 Δ/6.4Y	580	-180	130	74	
3FVK 552 H57	Double	50	7.5	350-450 Δ	610-725Y	15.0 Δ/8.7Y	480	-450	370	70	126
		60	8.6	400-500 Δ	690-725Y	15.1 Δ/8.8Y	580	-370	280	74	
3FVK 552 H67	Double	50	11.0	350-450 Δ	610-725Y	22.0 Δ/12.7Y	480	-530	630	70	145
		60	12.6	400-500 Δ	690-725Y	22.0 Δ/12.9Y	580	-540	530	74	
3FVK 552 H77	Double	50	15.0	350-450 Δ	610-725Y	30.5 Δ/17.3Y	480	-530	890	70	156
		60	17.3	400-500 Δ	690-725Y	29.5 Δ/17.0Y	580	-540	870	74	
3FVK 553 H57	Triple	50	7.5	350-450 Δ	610-725Y	15.0 Δ/8.7Y	480	-380	280	71	142
		60	8.6	400-500 Δ	690-725Y	15.1 Δ/8.8Y	580	-240	140	77	
3FVK 553 H67	Triple	50	11.0	350-450 Δ	610-725Y	22.0 Δ/12.7Y	480	-610	540	71	167
		60	12.6	400-500 Δ	690-725Y	22.0 Δ/12.9Y	580	-590	390	77	
3FVK 553 H77	Triple	50	15.0	350-450 Δ	610-725Y	30.5 Δ/17.3Y	480	-610	830	71	180
		60	17.3	400-500 Δ	690-725Y	29.5 Δ/17.0Y	580	-590	680	77	
3FVK 553 H87	Triple	50	18.5	350-450 Δ	610-725Y	37.0 Δ/21.0Y	480	-610	1020	71	195
		60	21.3	400-500 Δ	690-725Y	36.5 Δ/21.0Y	580	-590	870	77	

### 3 FVK Double/Multi-Stage Selection diagram 50/60Hz

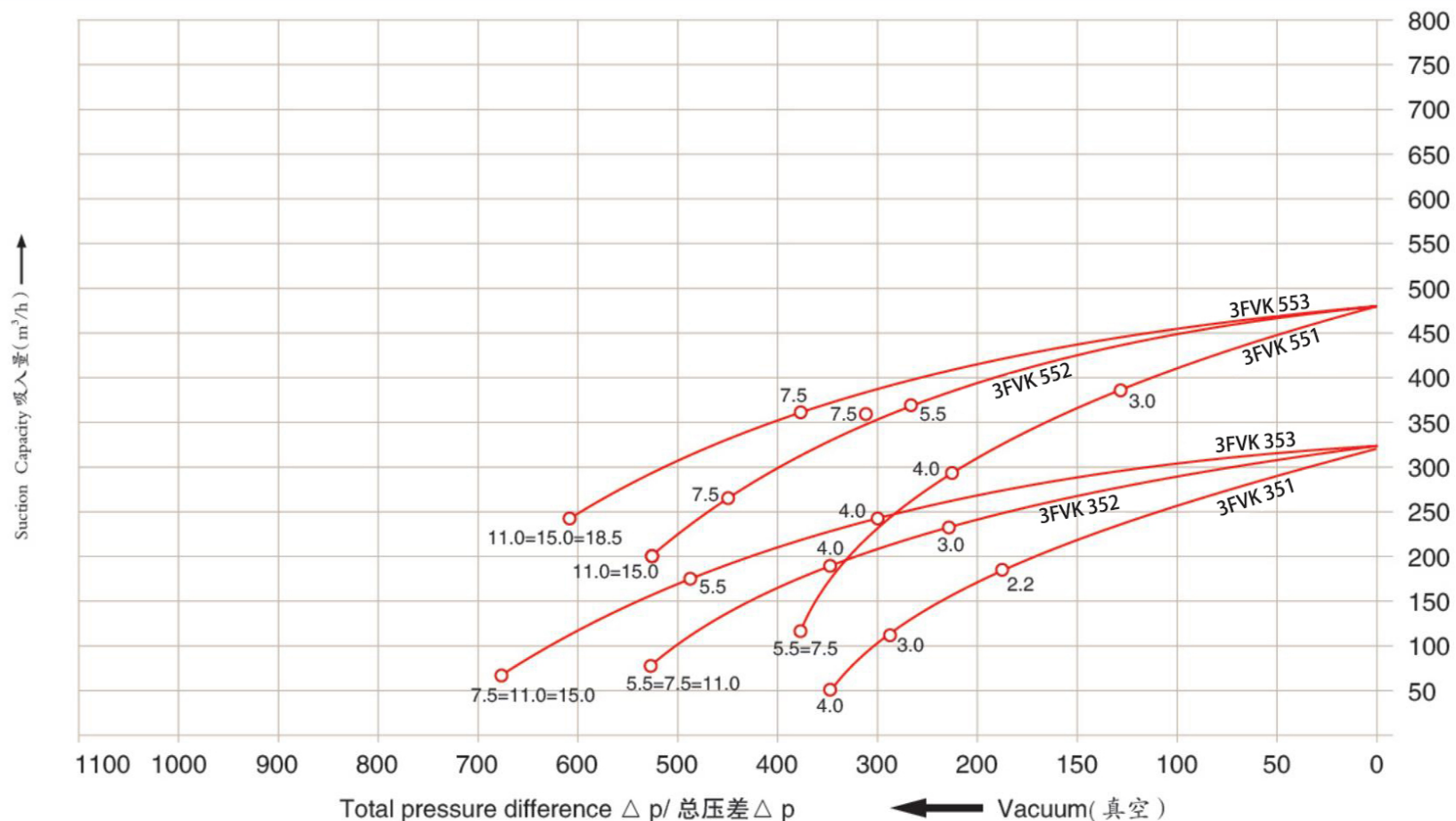
#### 3FVK雙極和三級系列 50/60Hz 選型圖表 3AC



下面的性能曲線是在抽吸 15°C 空氣，排氣壓力 1013mbar 的工况下測出的，允差 ±10%，吸入空氣和環境溫度不超過 25°C 時，即可達到圖示總壓差。

The performance curves are valid for pumping air at 15°C at the inlet flanges with an air pressure of 1.013mbar and a tolerance of ±10%. The total pressure differences are valid up to an intake and ambient temperature of 25°C .

**Vacuum Selection diagram 50Hz-- 真空選型圖表 50Hz**



### 3FVK Double/Multi-Stage Selection diagram 50/60Hz

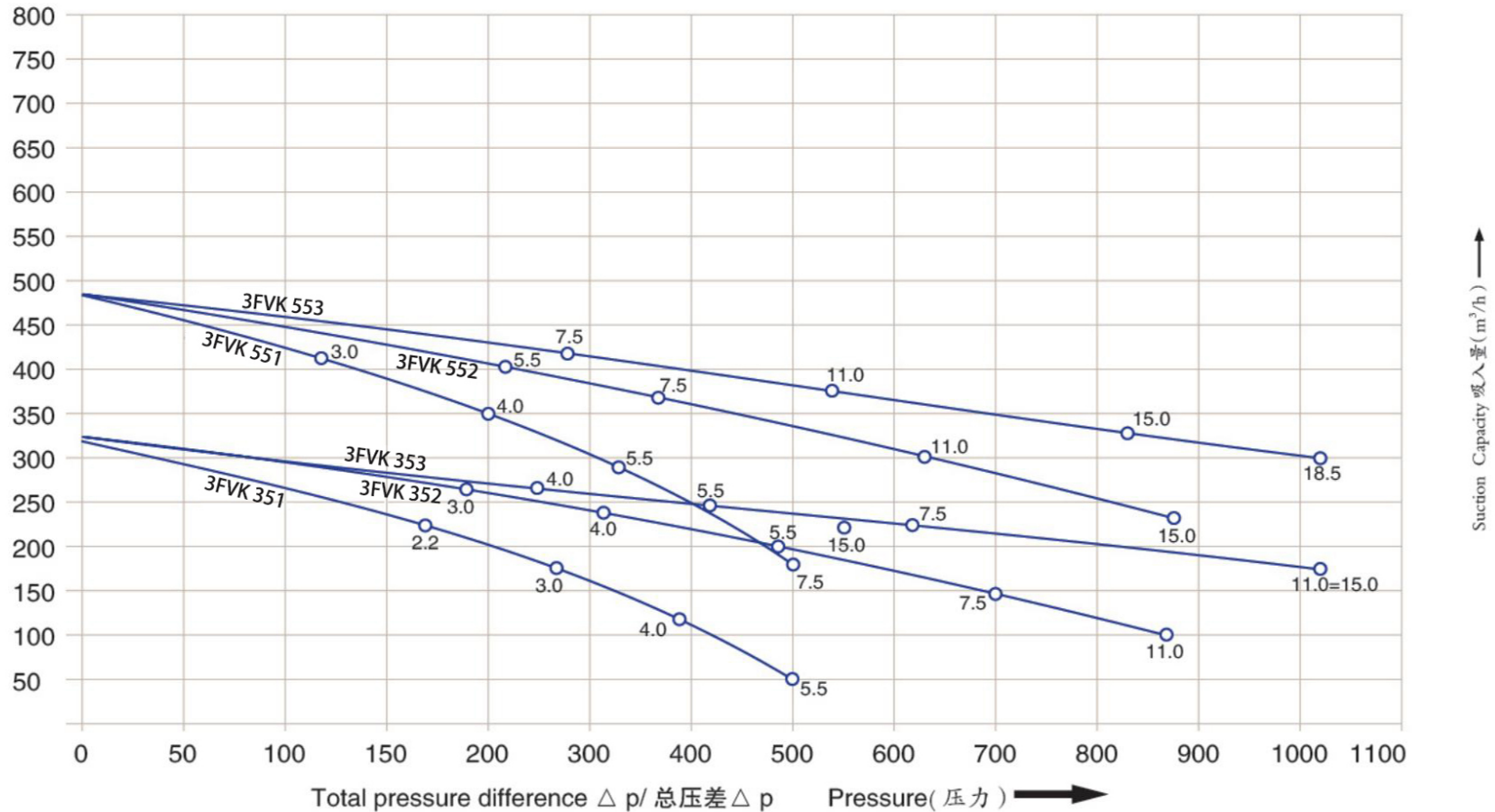
#### 3FVK 雙極和三級系列 50/60Hz 選型圖表 3AC



下面的性能曲線是在抽吸 15°C 空氣，排氣壓力 1013mbar 的工况下測出的，允差 ±10%，吸入空氣和環境溫度不超過 25°C 時，即可達到圖示總壓差。

The performance curves are valid for pumping air at 15°C at the inlet flanges with an air pressure of 1.013mbar and a tolerance of ±10%. The total pressure differences are valid up to an intake and ambient temperature of 25°C.

Compressor Selection Diagram 50Hz-- 壓縮選型圖表 50Hz



### 3FVK Double/Multi-Stage Selection diagram 50/60Hz

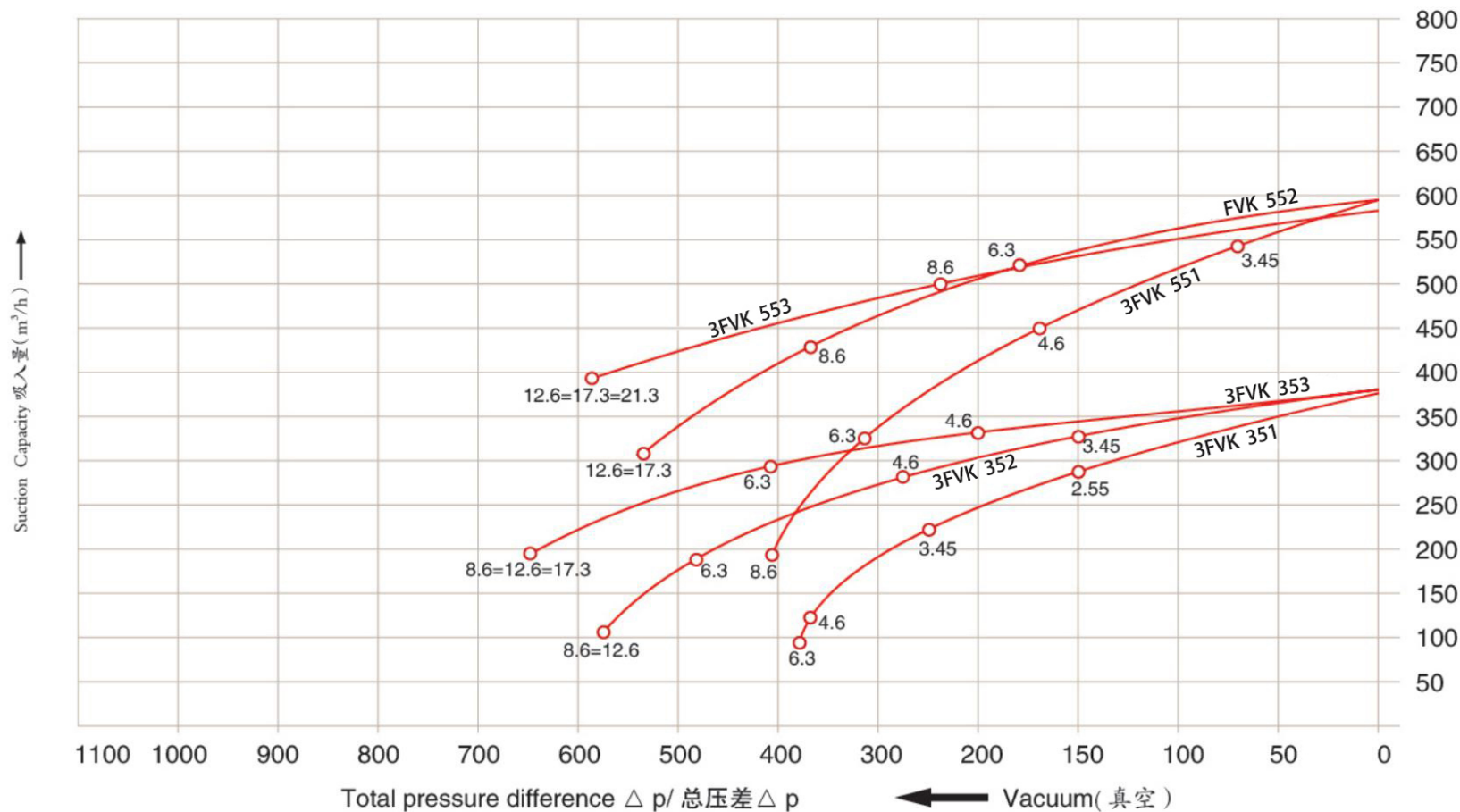
#### 3FVK雙極和三級系列 50/60Hz 選型圖表 3AC



下面的性能曲線是在抽吸 15°C 空氣，排氣壓力 1013mbar 的工况下測出的，允差 ± 10%，吸入空氣和環境溫度不超過 25°C 時，即可達到圖示總壓差。

The performance curves are valid for pumping air at 15°C at the inlet flanges with an air pressure of 1.013mbar and a tolerance of ± 10%. The total pressure differences are valid up to an intake and ambient temperature of 25°C .

#### Vacuum Selection diagram 60Hz-- 真空選型圖表 60Hz



### 3FVK Double/Multi-Stage Selection diagram 50/60Hz

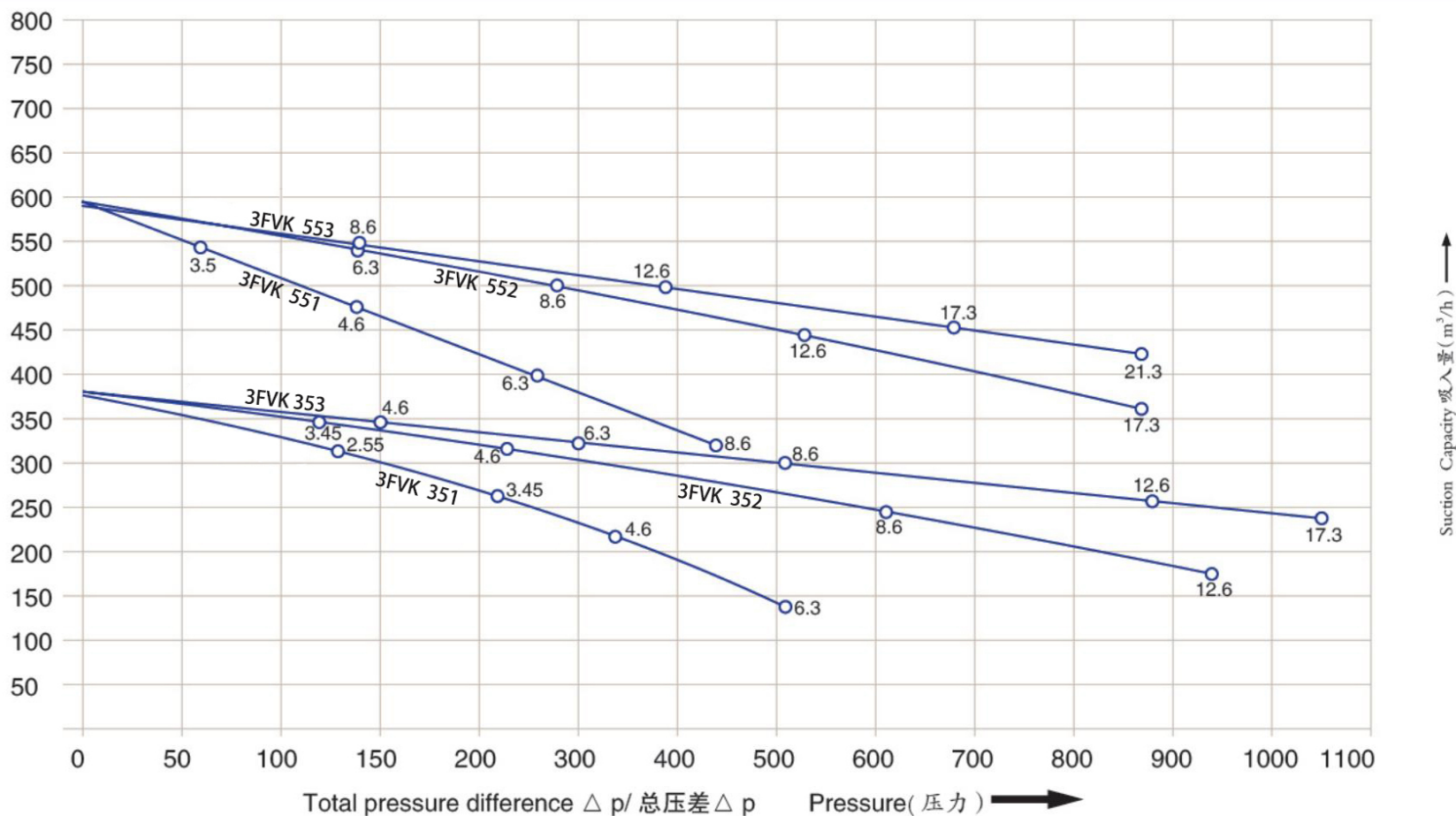
#### 3FVK 雙極和三級系列 50/60Hz 選型圖表 3AC



下面的性能曲線是在抽吸 15°C 空氣，排氣壓力 1013mbar 的工况下測出的，允差 ±10%，吸入空氣和環境溫度不超過 25°C 時，即可達到圖示總壓差。

The performance curves are valid for pumping air at 15°C at the inlet flanges with an air pressure of 1.013mbar and a tolerance of ±10%. The total pressure differences are valid up to an intake and ambient temperature of 25°C.

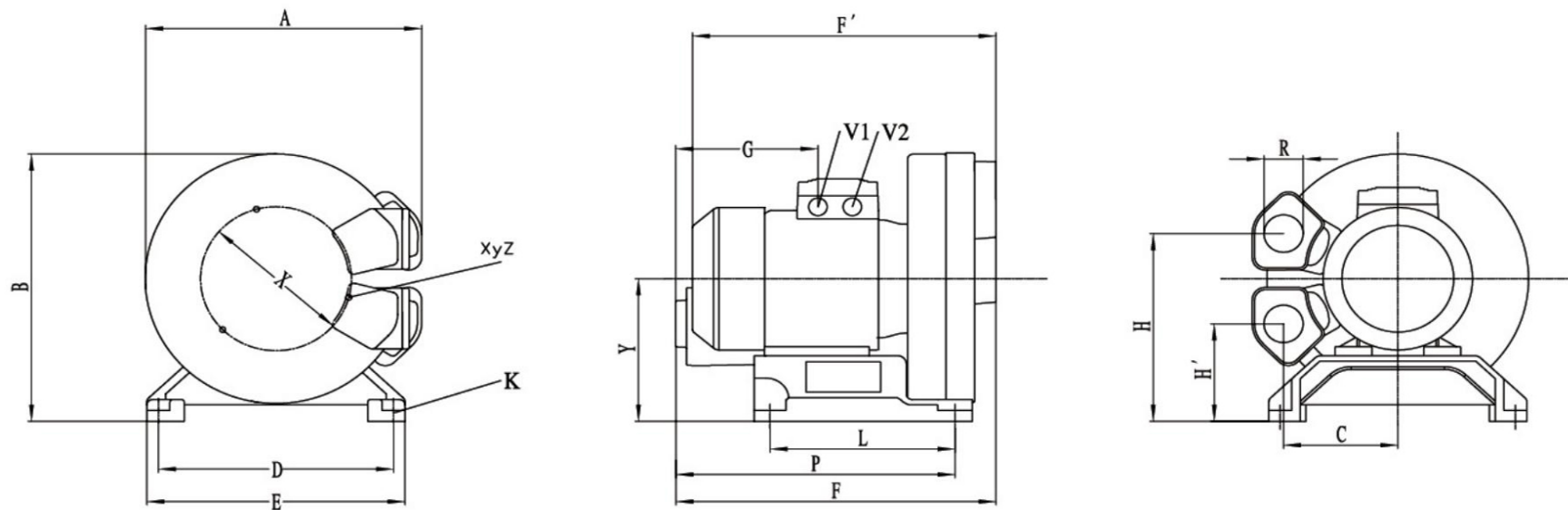
#### Compressor Selection Diagram 60Hz -- 壓縮選型圖表 60Hz



### 3 FVK TWO STAGE MOUNTING DIMENSIONS

#### 3FVK 雙級安裝尺寸

351

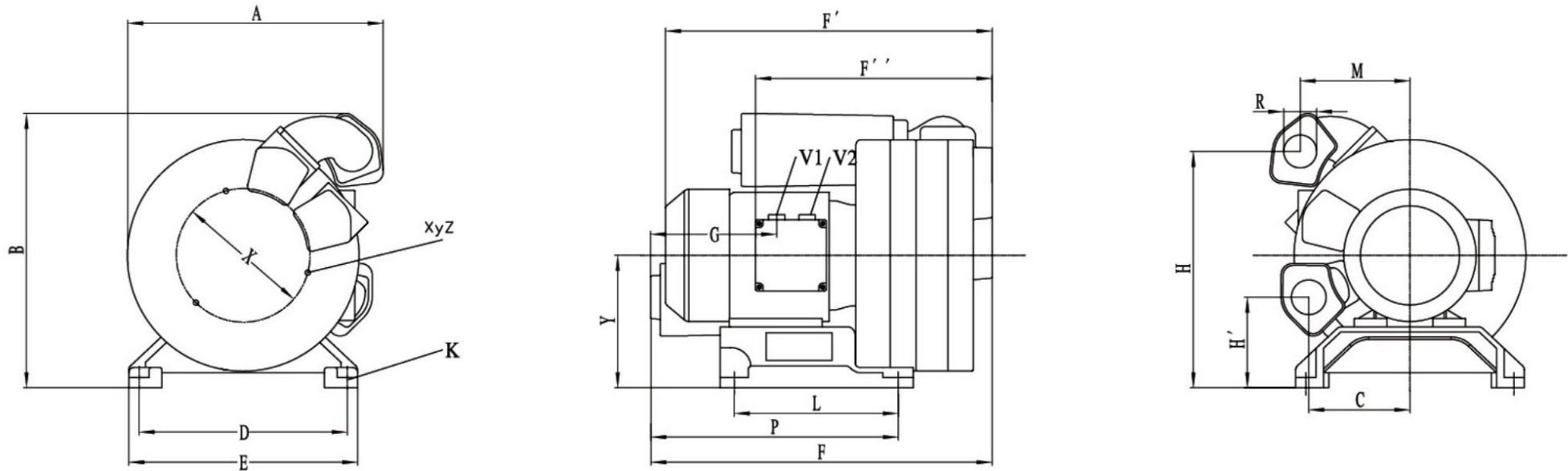


型號 Type	相位	A	B	C	D	E	F	F'	G	H	H'	K	L	P	R	V1	V2	X	Y-Z
3FVK 351 H26	3	481	488	199	420	450	527	481	225	338	173	Φ 14.5	325	423	G2 <sub>1/2</sub>	2*M32*1.5	2*M32*1.5	Φ 228	M8*20
3FVK 351 H37	3	481	490	199	420	450	527	559	217	340	175	Φ 14.5	325	423	G2 <sub>1/2</sub>	2*M32*1.5	2*M32*1.5	Φ 228	M8*20
3FVK 351 H47	3	481	490	199	420	450	527	544	210	340	175	Φ 14.5	325	423	G2 <sub>1/2</sub>	2*M32*1.5	2*M32*1.5	Φ 228	M8*20

### 3 FVK TWO STAGE MOUNTING DIMENSIONS

### 3FVK雙級安裝尺寸

352

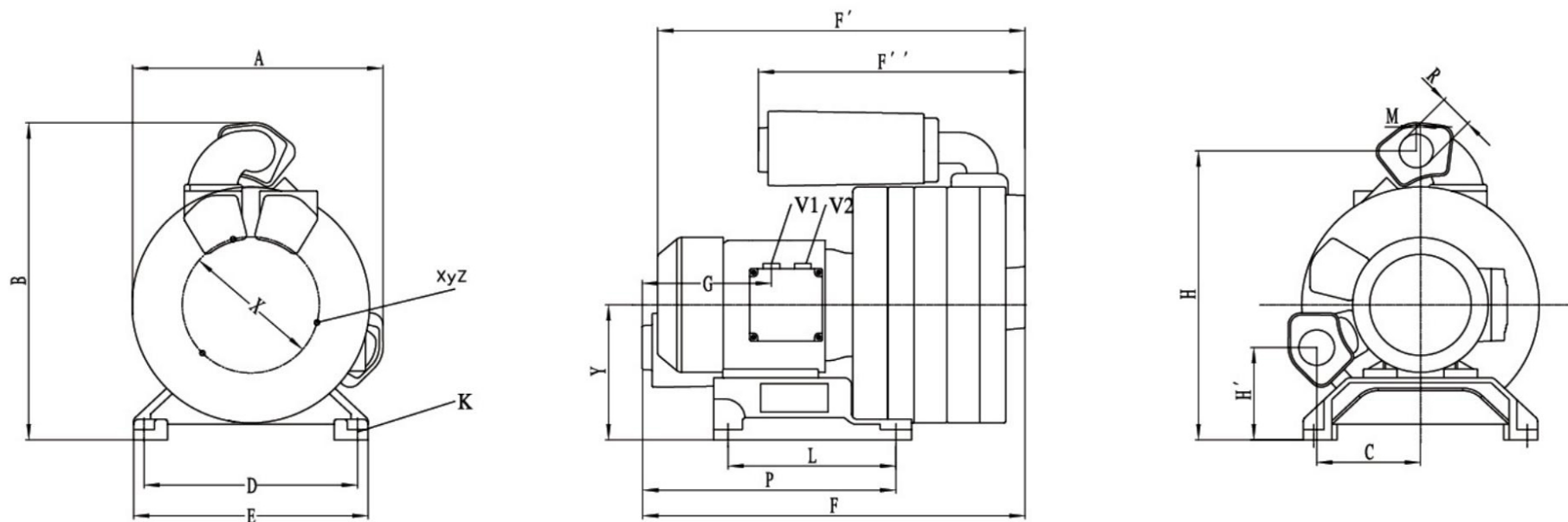


型號 Type	相位	A	B	C	D	E	F	F'	F''	G	H	H'	K	L	M	P	R	V1	V2	X	Y-Z
3FVK 352 H26	3	508	534	199	420	450	646	600	482	225	464	173	Φ14.5	325	220	423	G2 <sub>1/2</sub>	2*M32*1.5	2*M32*1.5	Φ228	M8*20
3FVK 352 H37	3	507	536	199	420	450	646	678	482	217	466	175	Φ14.5	325	220	425	G2 <sub>1/2</sub>	2*M32*1.5	2*M32*1.5	Φ228	M8*20
3FVK 352 H47	3	507	536	199	420	450	646	663	482	210	466	175	Φ14.5	325	220	425	G2 <sub>1/2</sub>	2*M32*1.5	2*M32*1.5	Φ228	M8*20
3FVK 352 H57	3	507	536	199	420	450	646	698	482	210	466	175	Φ14.5	325	220	425	G2 <sub>1/2</sub>	2*M32*1.5	2*M32*1.5	Φ228	M8*20
3FVK 352 H67	3	507	564	199	420	450	646	753	482	184	494	203	Φ14.5	325	220	425	G2 <sub>1/2</sub>	2*M32*1.5	2*M32*1.5	Φ228	M8*20

### 3 FVK TWO STAGE MOUNTING DIMENSIONS

### 3FVK雙級安裝尺寸

353

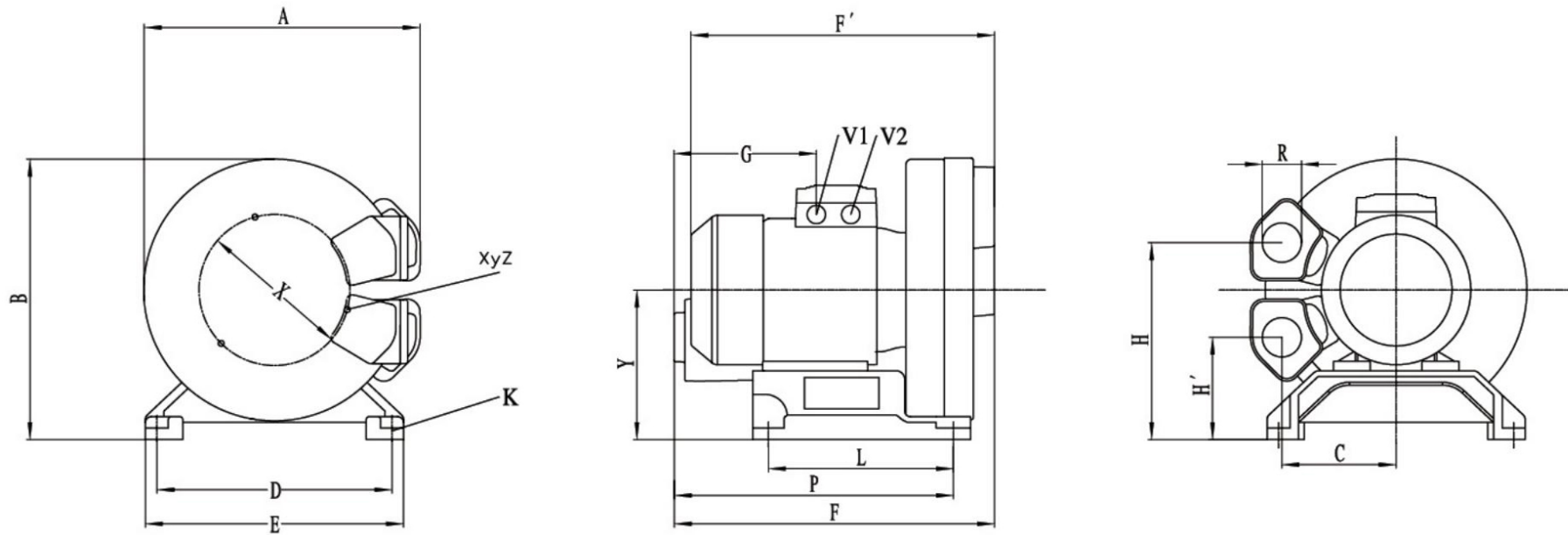


型號 Type	相位	A	B	C	D	E	F	F'	F''	G	H	H'	K	L	M	P	R	V1	V2	X	Y-Z
3FVK 353 H37	3	481	610	199	420	450	765	791	482	217	561	175	Φ14.5	325	8	425	G2 <sub>1/2</sub>	2*M32*1.5	2*M32*1.5	Φ228	M8*20
3FVK 353 H47	3	481	610	199	420	450	765	782	482	210	561	175	Φ14.5	325	8	425	G2 <sub>1/2</sub>	2*M32*1.5	2*M32*1.5	Φ228	M8*20
3FVK 353 H57	3	481	610	199	420	450	765	817	482	210	561	175	Φ14.5	325	8	425	G2 <sub>1/2</sub>	2*M32*1.5	2*M32*1.5	Φ228	M8*20
3FVK 353 H67	3	481	638	199	420	450	765	872	482	184	589	203	Φ14.5	325	8	425	G2 <sub>1/2</sub>	2*M32*1.5	2*M32*1.5	Φ228	M8*20
3FVK 353 H77	3	481	638	199	420	450	765	931	482	184	589	203	Φ14.5	325	8	425	G2 <sub>1/2</sub>	2*M32*1.5	2*M32*1.5	Φ228	M8*20

### 3 FVK TWO STAGE MOUNTING DIMENSIONS

### 3FVK雙級安裝尺寸

551

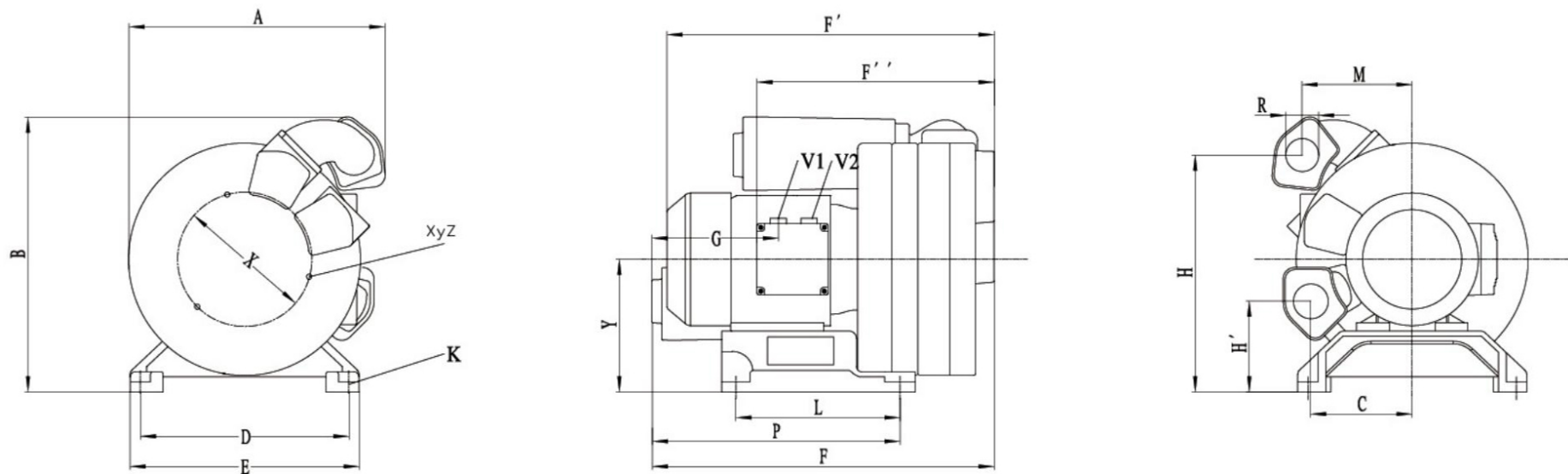


型號 Type	相位	A	B	C	D	E	F	F'	G	H	H'	K	L	P	R	V1	V2	Y-Z
3FVK 551 H26	3	553	545	228	420	450	634	495	364	372	184	Φ14.5	262	516	G3	2*M32*1.5	2*M32*1.5	M8*20
3FVK 551 H37	3	553	547	228	420	450	634	574	309	374	186	Φ14.5	262	518	G3	2*M32*1.5	2*M32*1.5	M8*20
3FVK 551 H47	3	553	547	228	420	450	634	558	302	374	186	Φ14.5	262	518	G3	2*M32*1.5	2*M32*1.5	M8*20
3FVK 551 H57	3	553	547	228	420	450	634	594	302	374	186	Φ14.5	262	518	G3	2*M32*1.5	2*M32*1.5	M8*20

### 3 FVK TWO STAGE MOUNTING DIMENSIONS

### 3FVK雙級安裝尺寸

552

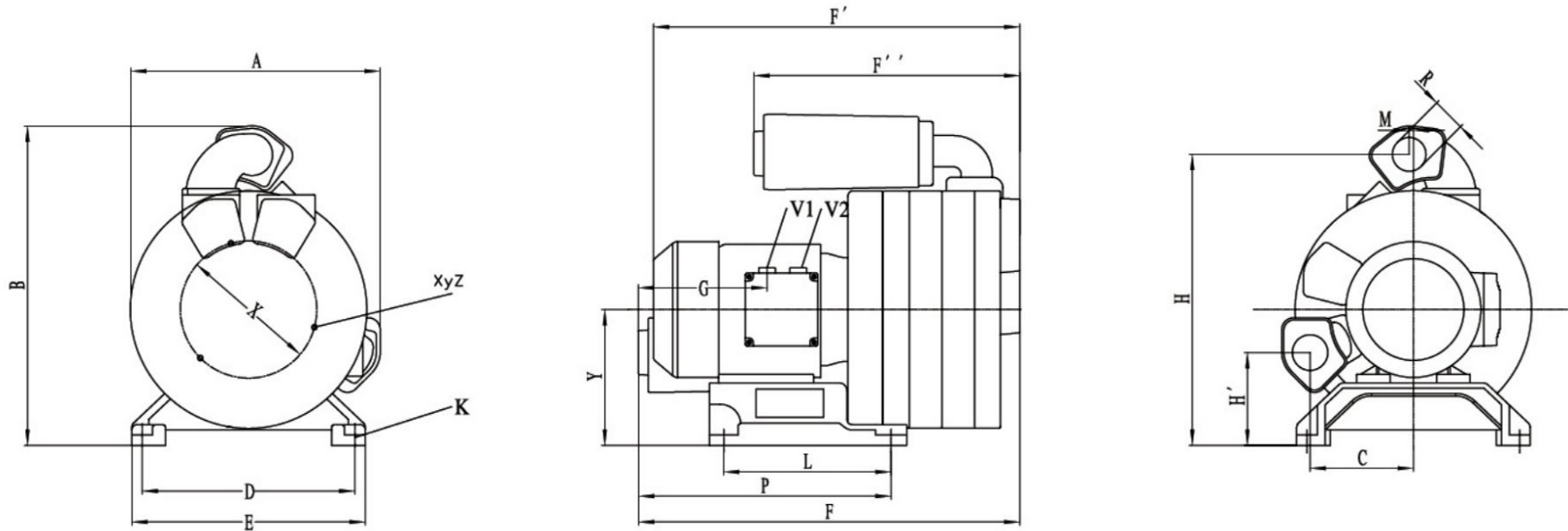


型號 Type	相位	A	B	C	D	E	F	F'	F''	G	H	H'	K	L	M	P	R	V1	V2	X	Y-Z
3FVK 552 H47	3	578	600	228	420	450	764	688	593	302	517	186	Φ14.5	325	248	518	G3	2*M32*1.5	2*M32*1.5	Φ255	M8*20
3FVK 552 H57	3	578	600	228	420	450	764	724	593	302	517	186	Φ14.5	325	248	518	G3	2*M32*1.5	2*M32*1.5	Φ255	M8*20
3FVK 552 H67	3	578	628	228	420	450	764	838	593	276	545	214	Φ14.5	325	248	518	G3	2*M40*1.5	2*M40*1.5	Φ255	M8*20
3FVK 552 H77	3	578	628	228	420	450	764	838	593	276	545	214	Φ14.5	325	248	518	G3	2*M40*1.5	2*M40*1.5	Φ255	M8*20

### 3 FVK TWO STAGE MOUNTING DIMENSIONS

### 3FVK雙級安裝尺寸

553



型號 Type	相位	A	B	C	D	E	F	F'	F''	G	H	H'	K	L	M	P	R	V1	V2	X	Y-Z
3FVK 553 H57	3	553	682	228	420	450	894	854	593	302	623	186	Φ 14.5	325	8	518	G3	2*M32*1.5	2*M32*1.5	Φ 255	M8*20
3FVK 553 H67	3	553	710	228	420	450	894	968	593	276	651	214	Φ 14.5	325	8	518	G3	2*M40*1.5	2*M40*1.5	Φ 255	M8*20
3FVK 553 H77	3	553	710	228	420	450	894	968	593	276	651	214	Φ 14.5	325	8	518	G3	2*M40*1.5	2*M40*1.5	Φ 255	M8*20
3FVK 553 H87	3	553	710	228	420	450	894	993	593	276	651	214	Φ 14.5	325	8	518	G3	2*M40*1.5	2*M40*1.5	Φ 255	M8*20

**风维克®**  
**Wind Vic**

江苏风维克智能设备有限公司

Jiangsu Wind Vic Intelligent Equipment Co., LTD

