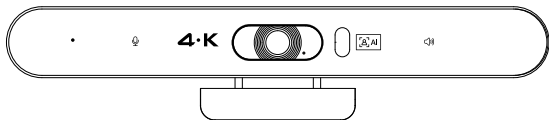
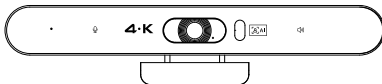


All-in-One 4K Ai Auto-Tracking Video Bar



User Manual

What's in the box



All-in-One 4K Ai
Auto-Tracking Video Bar X1

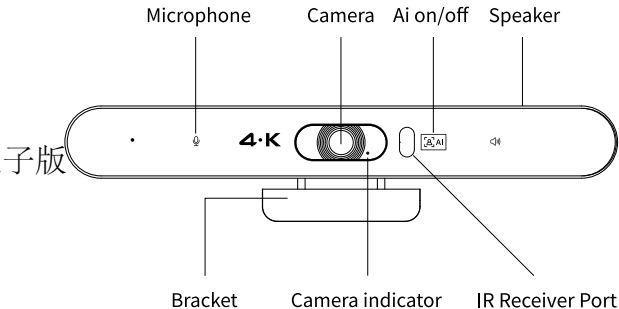


Camera Remote Control X 1



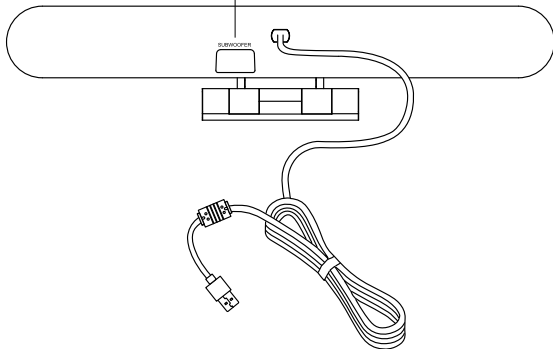
User Manual X 1

Overview



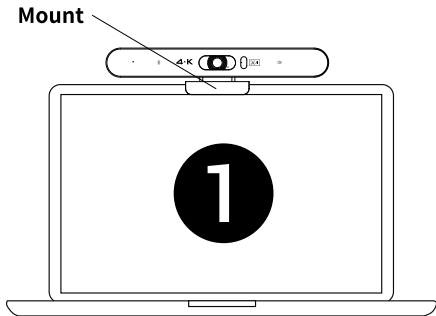
Front


Phase Invertor Tube



Back

Easy Set-Up





Free drive, connect directly to your computer and start working.

Camera preset settings

Adjust the camera view to the position you want to preset, then long press 1 (or 2, 3) button for 2 seconds. After a hint tone, camera preset 1 is set successfully. Repeat the above steps, press 1, 2, 3 keys respectively, you can set 3 preset positions in total. Repeating the same key will overwrite the previous preset and update it to the latest preset.

Camera Remote Control

