

# Speakerphone



User Manual

# What's in the box

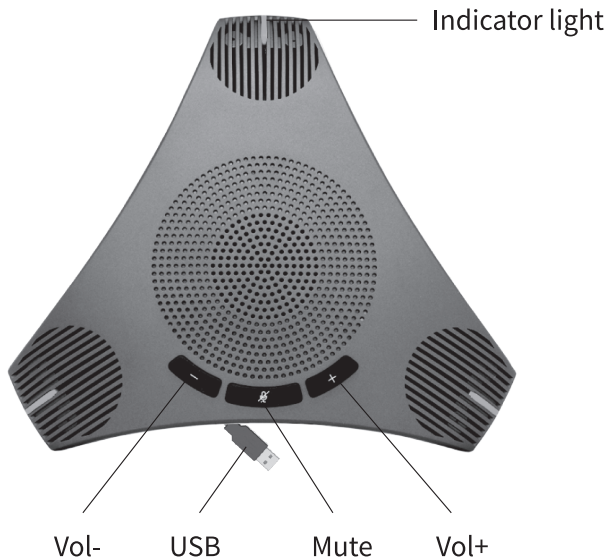



Speakerphone X 1



User Manual X 1


# Overview





USB Hub

# Easy Set-Up



1. Connect the Speakerphone to conference host by USB.  
(Compatible to operation system of Linux, Windows, Mac OS etc.).
2. Choose "USB speaker phone" as audio input&output in the setting of conference host or conference software.



## **Mute/un-mute microphone**

When microphone light becomes red,  
it's in the mute state.

When microphone light becomes green,  
it's in working state.

**— Speaker volume down**

**+ Speaker volume up**