

CATALOGUE

目录



密码挂锁/Combination Padlock 04/17



柜锁/Cabinet Lock 18/20



固定锁/Fixed Lock 21/22



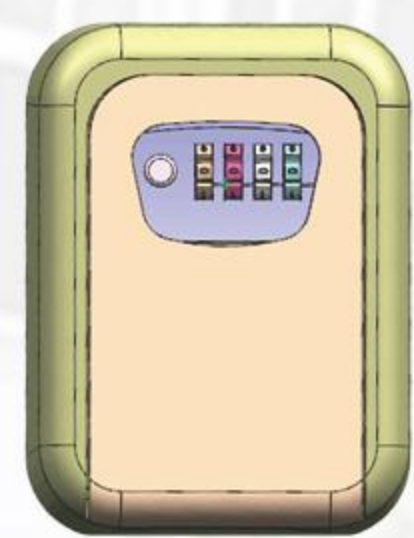
电脑锁/Computer Lock 23/24



海关锁/TSA Lock 25/26



指纹锁/Smart Lock 27




盒锁/Key Box Lock 28




钥匙锁/Key Lock 29/32




自行车锁/Bicycle Lock 33




Item:5001 Size: 3.94*1.77*0.63in
Material: Zinc alloy
Weight: 47g




Item:5003 Size: 2.89*0.79*0.67in
Material: Zinc alloy
Weight: 28.5g




Item:5005 Size: 2.44*1.06*1.38in
Material: Zinc alloy
Weight: 34g




Item:5006 Size: 2.83*0.87*0.83in
Material: ABS
Weight: 18g




Item:5002 Size: 1.85*0.77*0.63in
Material: Zinc alloy
Weight: 17g




Item:5004 Size: 1.04*1.06*0.63in
Material: Zinc alloy
Weight: 36.4g



Item:5005A Size: 2.40*1.02*1.18in
Material: ABS
Weight: 27.1g



Item:5007 Size: 3.43*1.22*1.46in
Material: Zinc alloy
Weight: 60g




Item:5008

Size: $\phi 1.44 \times 1.92$ in
Material: ABS Plastic
Weight: 28.8g




Item:5009

Size: $2.40 \times 0.94 \times 0.39$ in
Material: Zinc alloy
Weight: 119.2g




Item:5015

Size: $2.56 \times 0.83 \times 0.75$ in
Material: Zinc alloy
Weight: 37g




Item:5016

Size: $2.85 \times 1.57 \times 1.02$ in
Material: Zinc alloy
Weight: 88.6g




Item:5010

Size: $2.09 \times 2.09 \times 0.39$ in
Material: Zinc alloy
Weight: 138g




Item:5011

Size: $1.12 \times 1.34 \times 0.75$ in
Material: Zinc alloy
Weight: 23.7g



Item:5017

Size: $3.39 \times 0.59 \times 0.55$ in
Material: Zinc alloy
Weight: 61g




Item:5019

Size: $3.11 \times 1.42 \times 1.22$ in
Material: ABS Plastic
Weight: 45g



Item:5011A

Size: $1.30 \times 1.14 \times 0.71$ in
Material: Zinc alloy
Weight: 57g



Item:5012

Size: $2.40 \times 1.02 \times 1.10$ in
Material: Zinc alloy
Weight: 73g




Item:5020

Size: $3.66 \times 1.52 \times 0.67$ in
Material: ABS Plastic
Weight: 36.9g




Item:5021

Size: $\phi 1.57 \times 2.01$ in
Material: ABS Plastic
Weight: 67g



Item:5013

Size: $1.77 \times 3.07 \times 1.65$ in
Material: ABS Plastic
Weight: 84.2g



Item:5014

Size: $1.34 \times 0.94 \times 0.39$ in
Material: ABS Plastic
Weight: 16g



Item:5022


Size: $1.46 \times 1.77 \times 0.71$ in
Material: Zinc alloy
Weight: 116g/128g



Item:B2002

Size: $1.97 \times 1.30 \times 1.50$ in
Material: ABS Plastic
Weight: 27.6g


重设密码操作方式请查阅说明书 (二) 说明书 (三) 说明书 (四)
To reset password operation please refer to the Instruction 2 、 Instruction 3 and Instruction 4




Item:9049 Size: 3.35*1.30*0.59in
Material: ABS Plastic
Weight: 20.2g




Item:9050 Size: 3.39*1.30*0.55in
Material: ABS Plastic




Item:9063 Size: 2.20*1.65*0.67in
Material: ABS Plastic



Item:9064 Size: 2.20*1.73*0.55in
Material: ABS Plastic
Weight: 16.8g



Item:9052 Size: 2.13*1.73*0.59in
Material: ABS Plastic
Weight: 14.5g



Item:9053 Size: 2.20*1.73*0.55in
Material: ABS Plastic
Weight: 15.2g



Item:9065 Size: 3.23*1.30*0.55in
Material: ABS Plastic
Weight: 19g




Item:9066 Size: 4.09*1.18*0.67in
Material: ABS Plastic



Item:9055 Size: 4.33*1.18*0.70in
Material: ABS Plastic




Item:9056 Size: 4.65*1.18*0.71in
Material: ABS Plastic
Weight: 29.4g




Item:9068 Size: 2.17*1.73*0.51in
Material: ABS Plastic



Item:1062 Size: 47.2*196.8in
Material: ABS Plastic



Item:9057 Size: 2.17*1.73*0.51in
Material: ABS Plastic



Item:9061 Size: 2.24*1.73*0.63in
Material: ABS Plastic
Weight: 20g



Item:1063 Size: 47.2*196.8in
Material: ABS Plastic
Weight: 116.8g



Item:B2001 Size: ϕ 1.50*2.36in
Material: ABS Plastic
Weight: 30g

重设密码操作方式请查阅说明书 (二)、说明书 (四)
To reset password operation please refer to the Instruction 2 and Instruction 4



Item:2001B

Size: $\phi 0.27$ in, 7.09in
Material: Steel+PVC
Weight: 196g



Item:2002

Size: $\phi 0.2$ in, 7.09in
Material: Zinc alloy
Weight: 100g



Item:2004B

Size: $\phi 0.14$ in, 7.08in
Material: Zinc alloy
Weight: 115g



Item:2005

Size: $\phi 0.5$ in, 7.09in
Material: Zinc alloy
Weight: 200g



Item:2002A

Size: $\phi 0.16$ in, 7.09in
Material: Zinc alloy
Weight: 106g



Item:2003

Size: $\phi 0.5$ in, 7.09in
Material: Zinc alloy
Weight: 200g



Item:2006

Size: $\phi 0.24$ in, 7.09in
Material: Zinc alloy
Weight: 204.5g



Item:2007

Size: $\phi 0.12$ in, 4.72in
Material: PVC
Weight: 23.8g



Item:2003A

Size: $\phi 0.5$ in, 7.09in
Material: Zinc alloy
Weight: 200g



Item:2003B

Size: $\phi 0.16$ in, 7.09in
Material: Zinc alloy
Weight: 120g(With the key)



Item:2008

Size: $\phi 0.08$ in, 7.09in
Material: Zinc alloy+PVC+Steel
Weight: 45g



Item:2009

Size: $\phi 0.14$ in, 4.72in
Material: PVC
Weight: 23.8g



Item:2004

Size: $\phi 0.14$ in, 4.72in
Material: Zinc alloy
Weight: 135g



Item:2004A

Size: $\phi 0.14$ in, 4.72in
Material: Zinc alloy
Weight: 83.8g



Item:2010

Size: $\phi 0.2$ in, 7.09in
Material: Zinc alloy
Weight: 145g



Item:2012

Size: $\phi 0.2$ in, 7.09in
Material: Zinc alloy
Weight: 200g



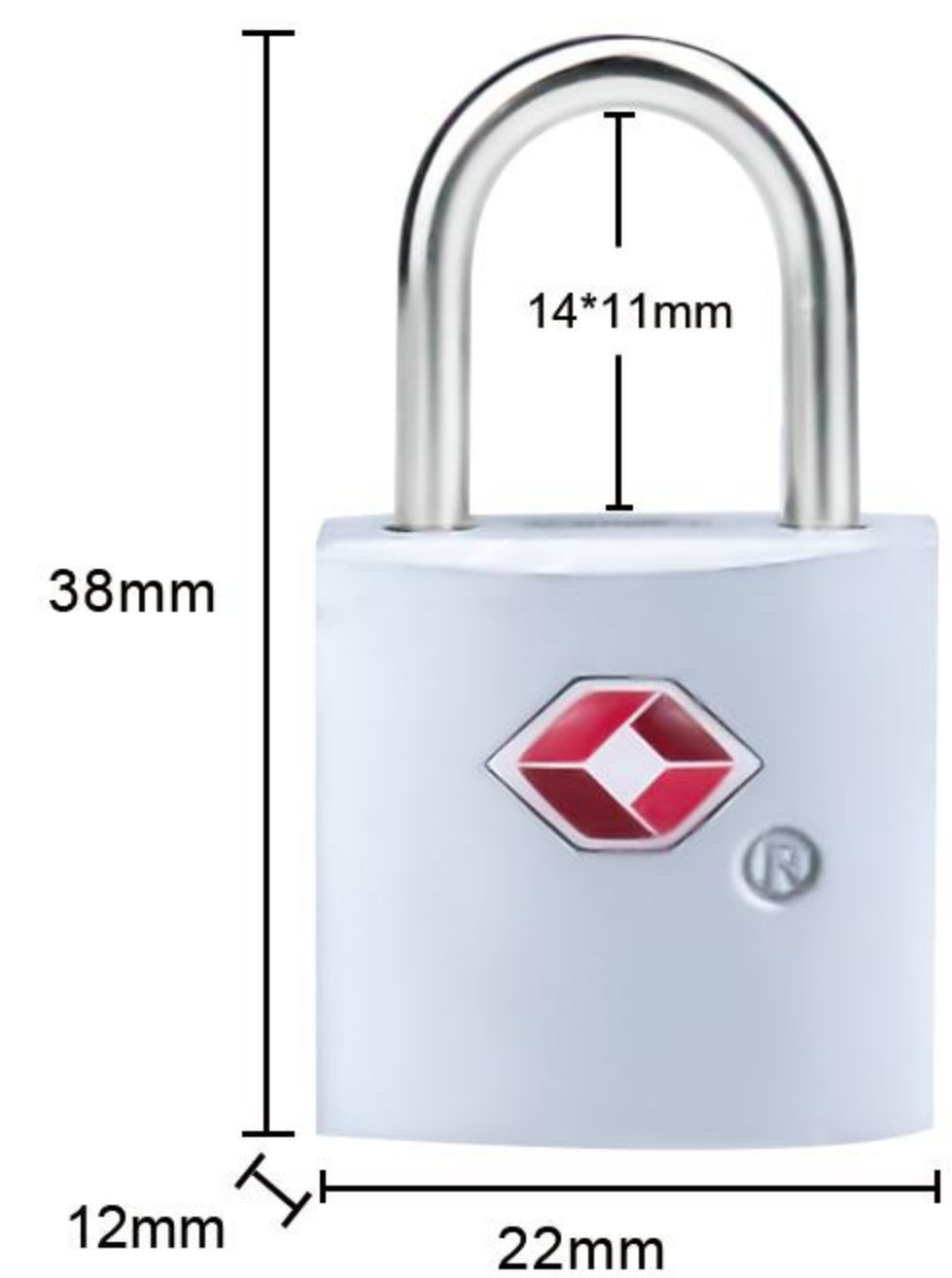
Item:010
Size: 1.54*0.98*0.55in
Material: Brass



Item:017
Size: 1.73*1.30*0.55in
Material: Brass




Item:018
Size: 2.48*1.18*0.55in
Material: Zinc alloy




Item:019
Size: 1.50*0.87*0.47in
Material: Aluminium alloy
Weight: 17.3g



Item:020
Size: 2.56*1.26*0.59in
Material: Zinc alloy
Weight: 64g



Item:021
Size: 2.56*1.22*0.55in
Material: Zinc alloy
Weight: 64g



Item:011
Size: 3.43*3.15*0.39in
Material: ABS Plastic



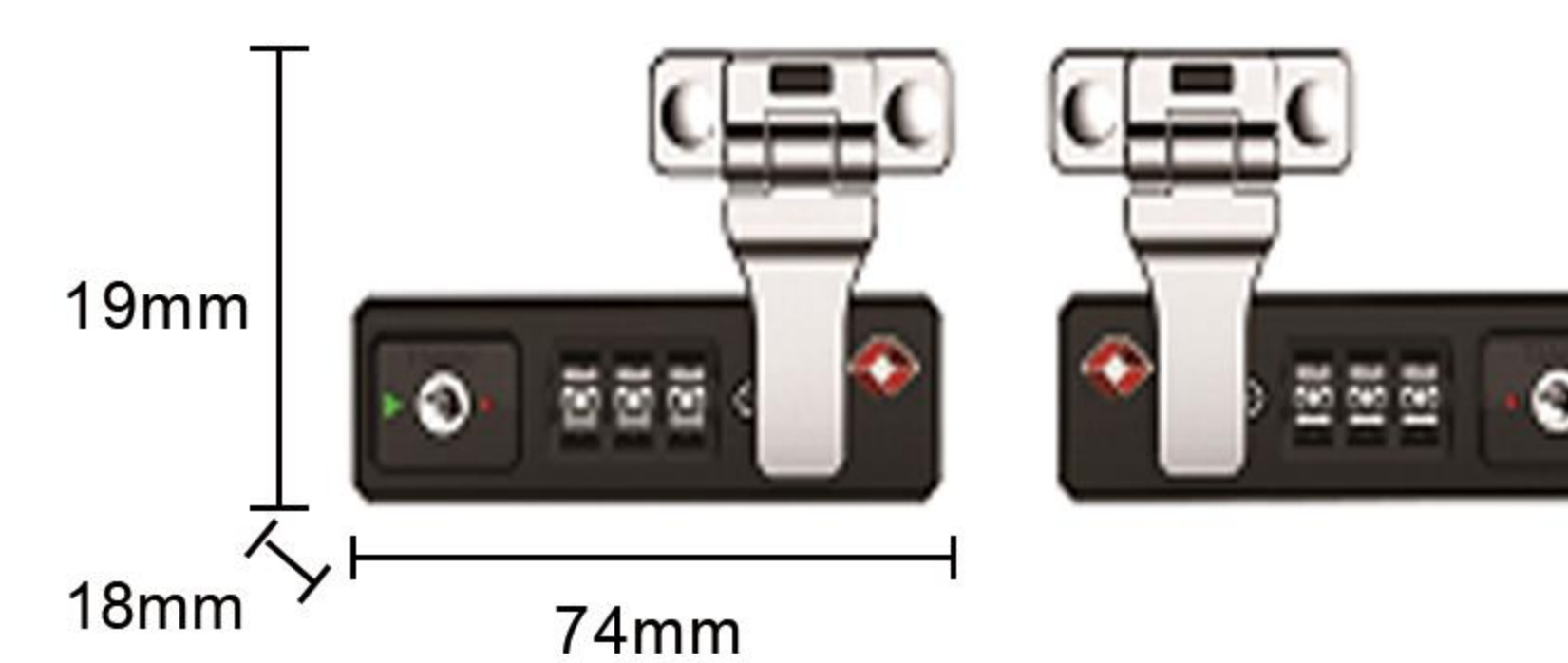
Item:012
Size: 3.50*1.22*0.55in
Material: ABS Plastic



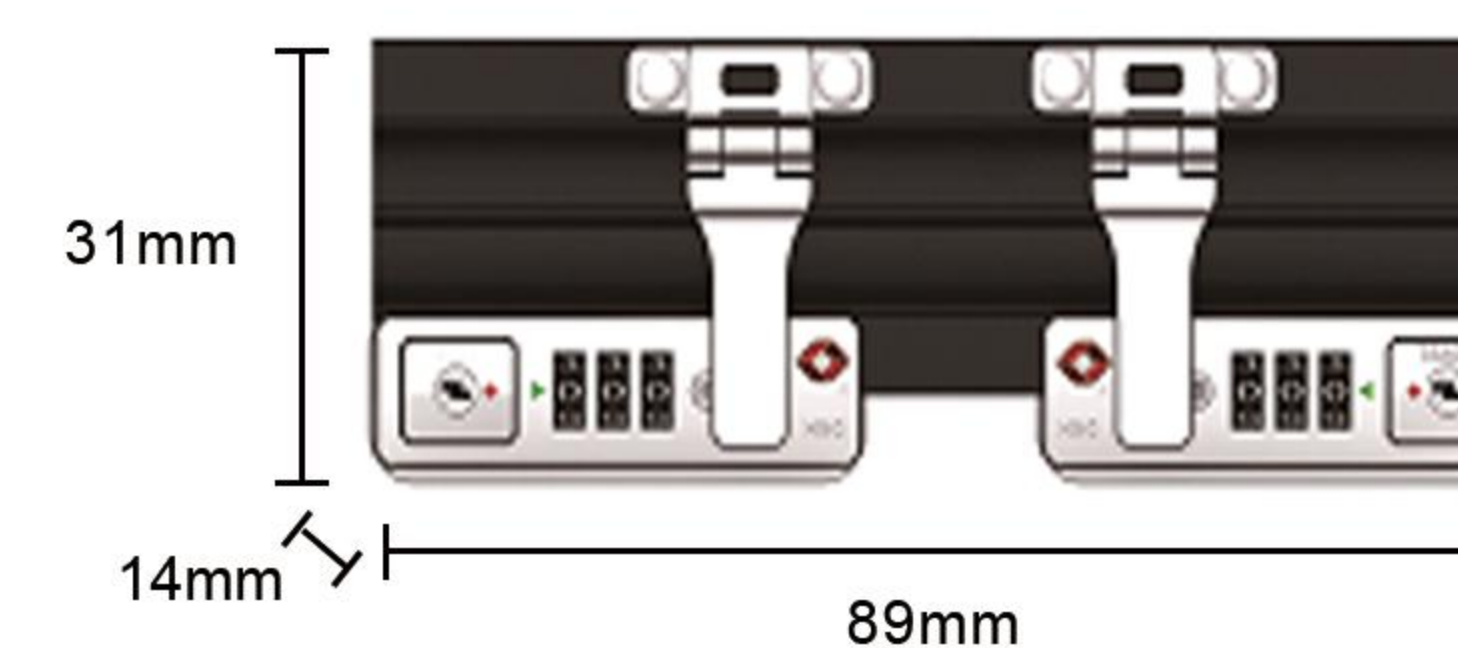
Item:013
Size: 3.50*1.22*0.559in
Material: ABS Plastic



Item:014
Size: 2.95*1.54*0.67in
Material: Zinc alloy



Item:015
Size: 2.91*0.94*0.39in
Material: Zinc alloy



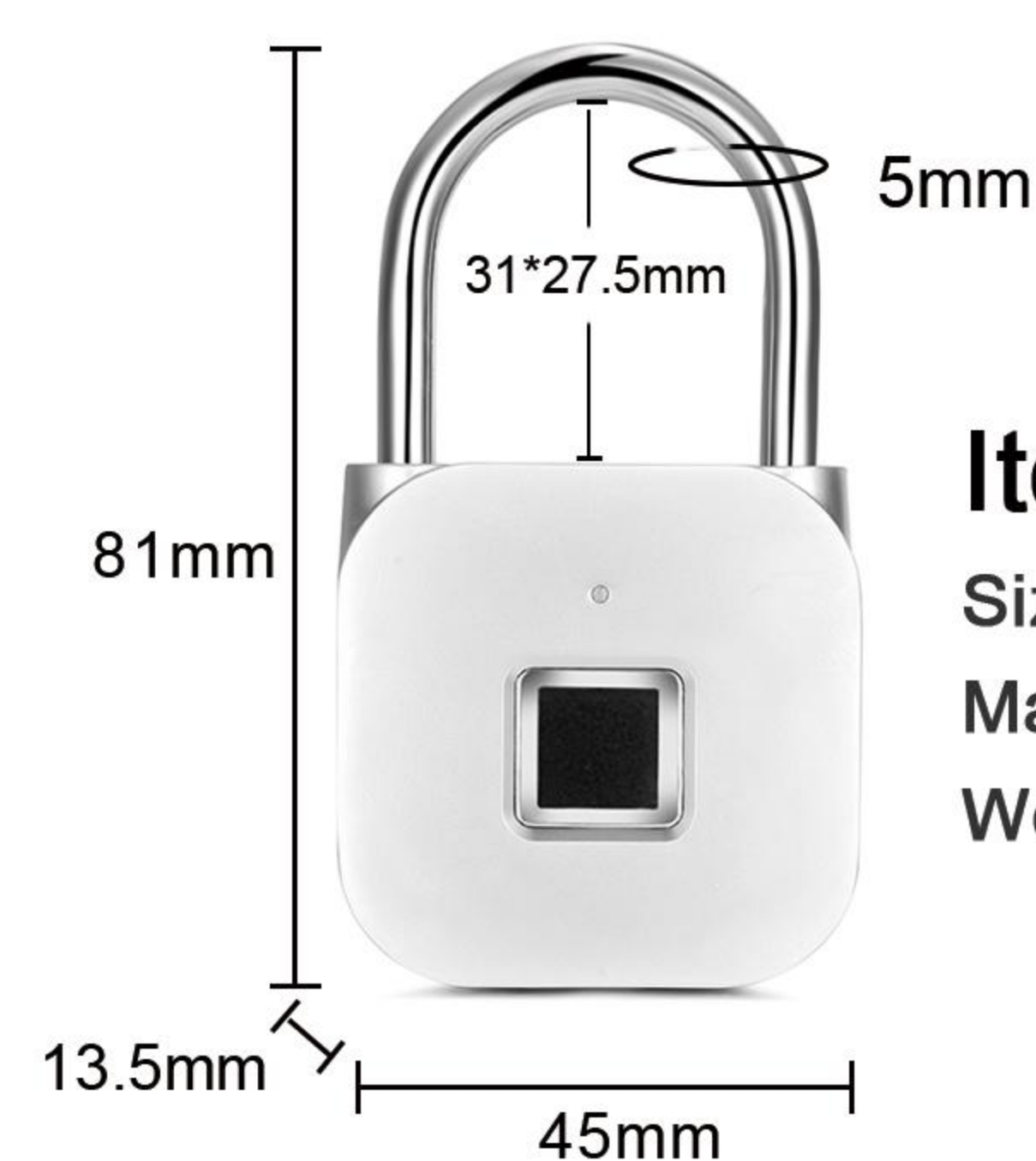
Item:015
Size: 3.50*1.22*0.55in
Material: Zinc alloy

重设密码操作方式请查阅说明书（一）

To reset password operation please refer to the Instruction 1

出行无忧
轻松过安检





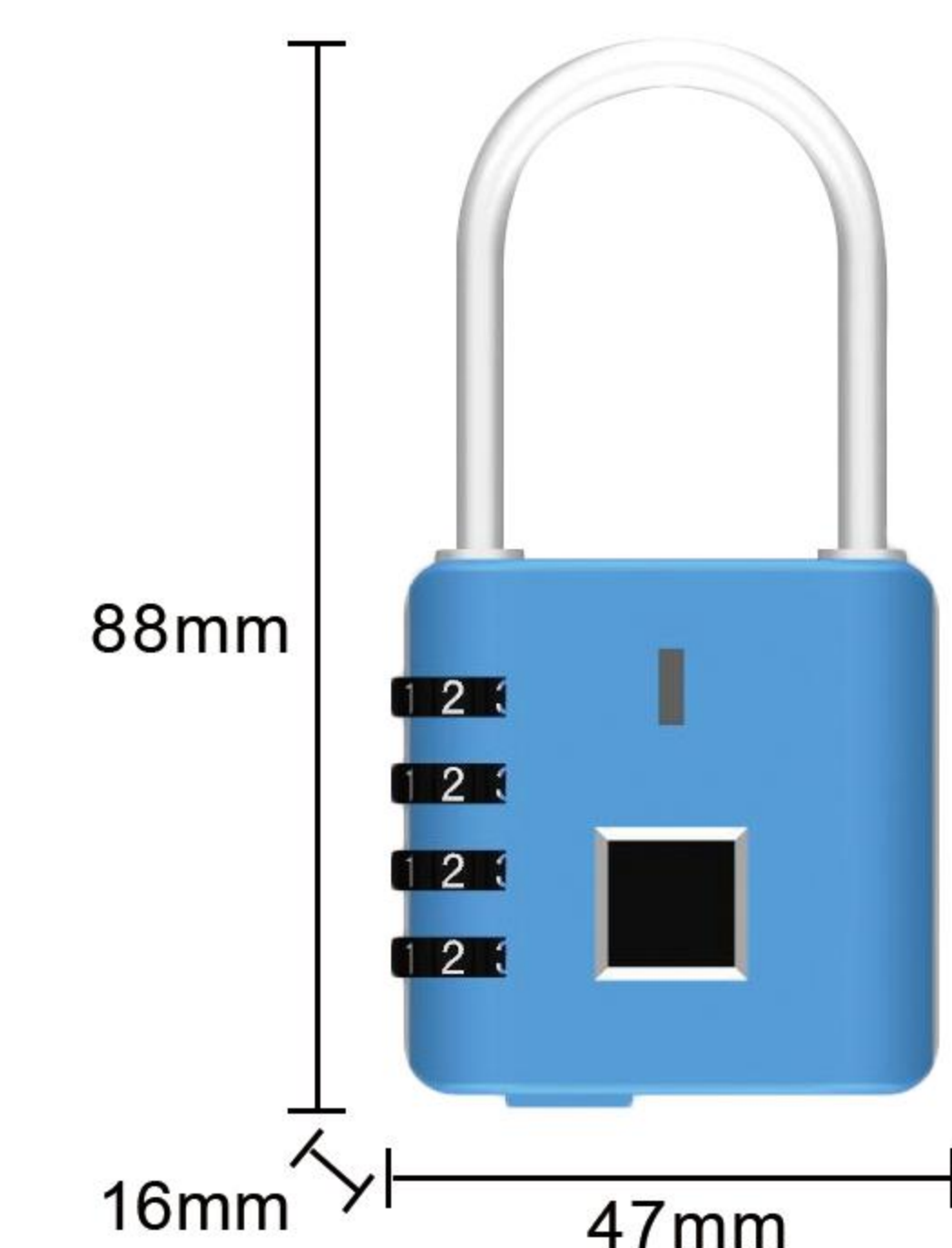
Item:XMM-S-01

Size: 3.19*1.77*0.53in
Material: Zinc alloy
Weight: 106g



Item:XMM-S-02

Size: 3.07*1.57*0.51in
Material: Zinc alloy
Weight: 94.2g



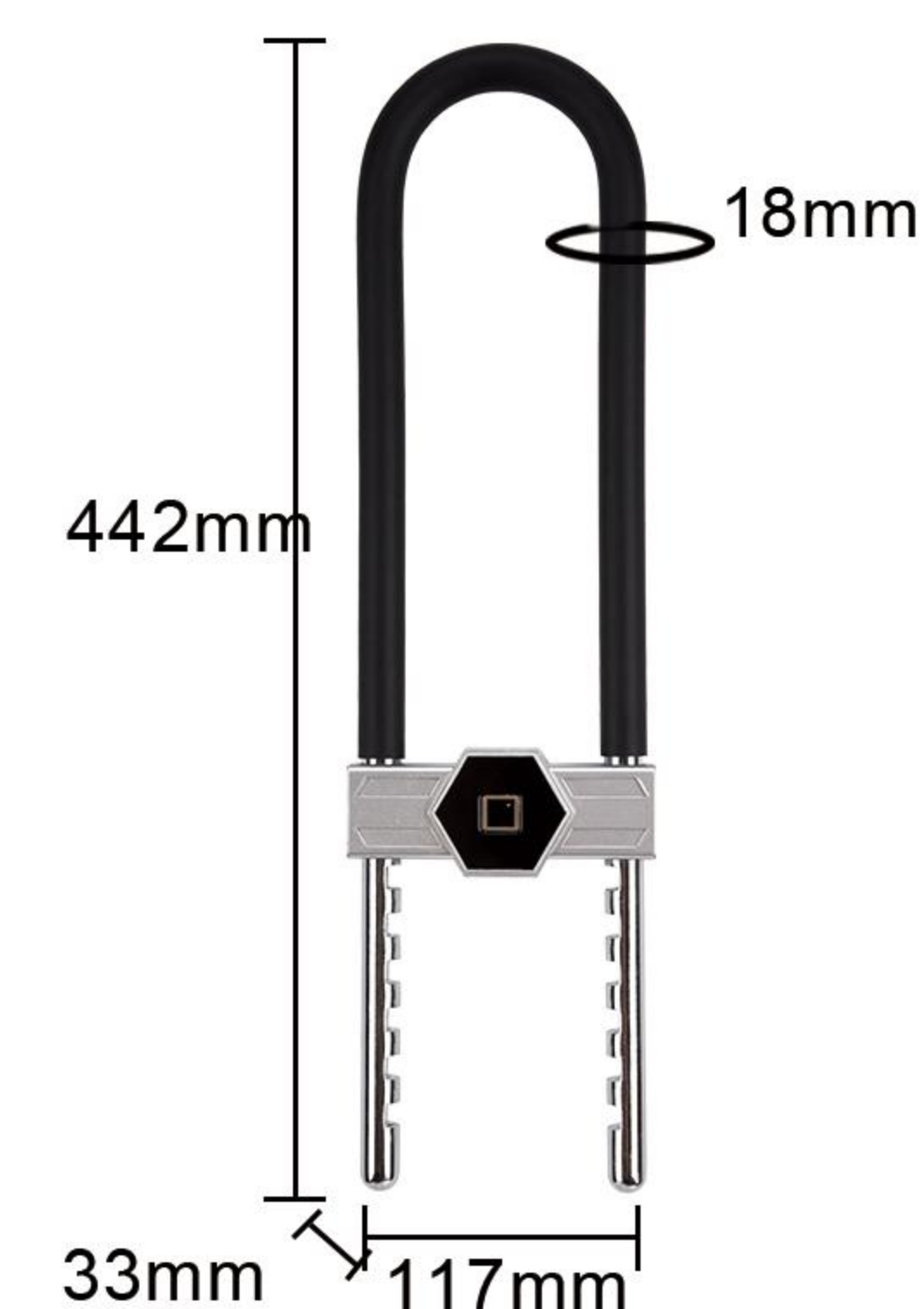
Item:XMM-S-03

Size: 3.64*1.85*0.63in
Material: Zinc alloy
weight: 175g



Item:XMM-S-04

Size: 3.6057*2.24*0.67in
Material: Zinc alloy
Weight: 152g



Item:XMM-S-05

Size: 16.6*4.61*1.30in
Material: Zinc alloy
Weight: 1567g



Item:XMM-S-06

Size: 13.22*5.04*1.18in
Material: Zinc alloy
Weight: 1039g



Item:XMM-S-07

Size: 1.77*1.81*0.55in
Material: Zinc alloy




Item:3001

Size: 5.71*4.13*1.57in
Material: Aluminium alloy
Weight: 476g




Item:3002

Size: 4.72*3.86*1.65in
Material: Aluminium alloy
Weight: 494.5g



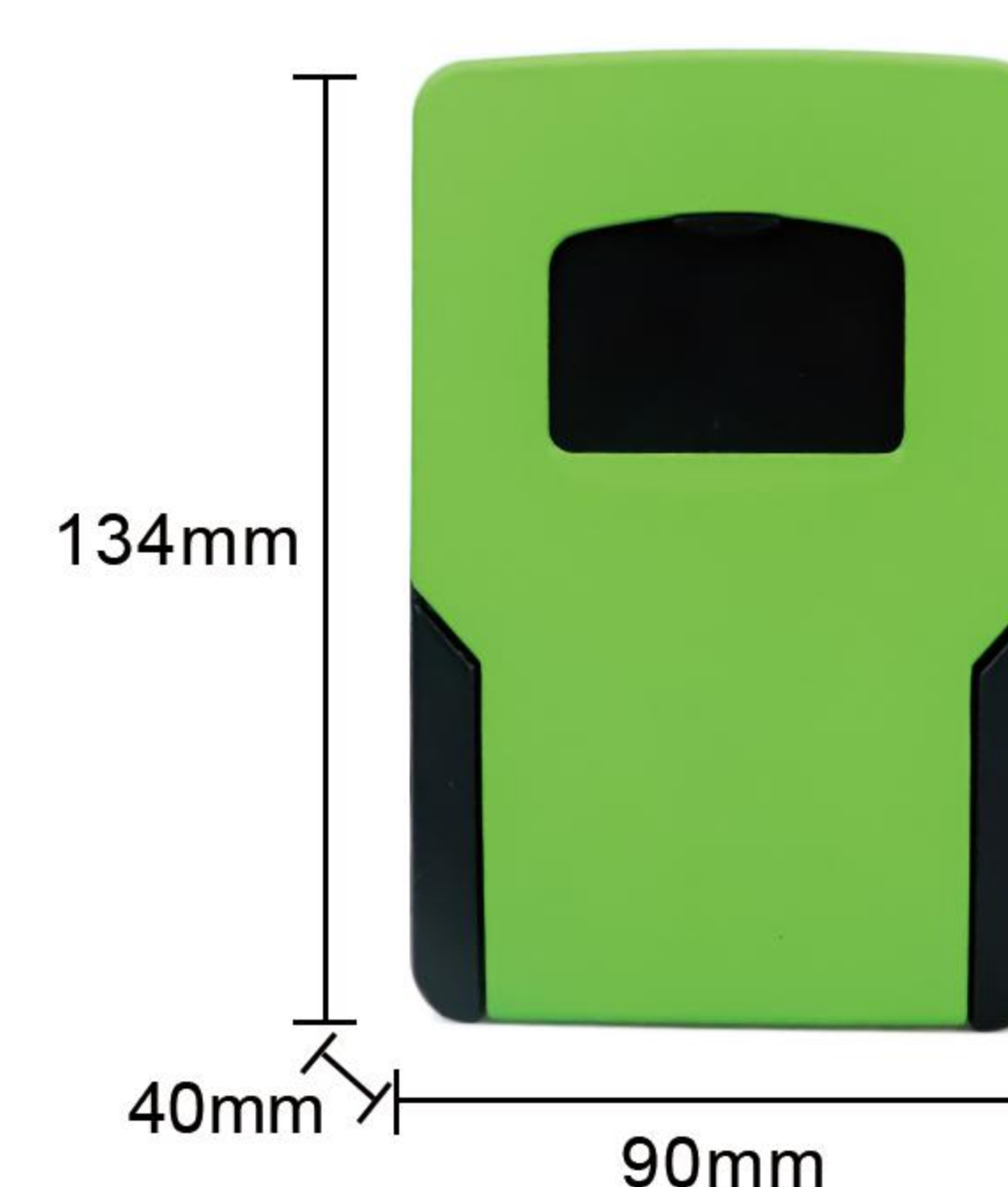
Item:3004

Size: 6.14*3.82*1.97in
Material: Aluminium alloy
Weight: 645g




Item:3005

Size: 5.91*5.31*2.17in
Material: Aluminium alloy
Weight: 780g



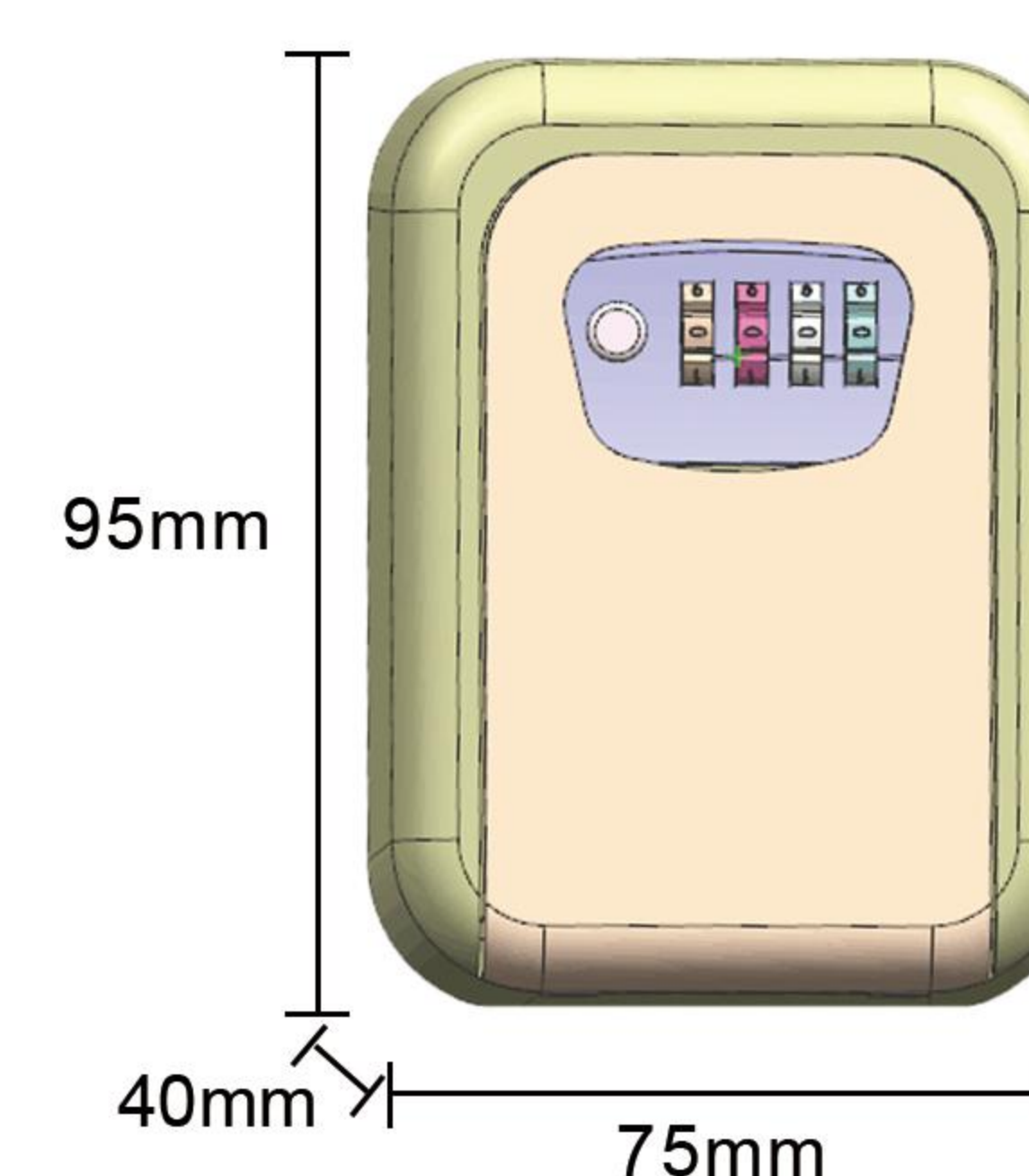
Item:3006

Size: 5.28*3.54*1.57in
Material: Aluminium alloy
Weight: 472g



Item:3007

Size: 5.67*4.13*2.17in
Material: Aluminium alloy
Weight: 731g



Item:3008

Size: 3.74*2.95*1.57in
Material: Zinc alloy
Weight: 170g



适用场景: 大门/door 猫眼/door viewer 卧室/bedroom等


重设密码操作方式请查阅 说明书 (八) 说明书 (九)

To reset password operation please refer to the Instruction 8、Instruction 9

重设密码操作方式请查阅说明书 (四)

To reset password operation please refer to the Instruction 4






Item:6040

Size: 1.93*1.38*0.59in

Material: Iron

Weight: 63.5g



Item:6040A

Size: 2.44*1.57*0.65in

Material: Iron

Weight: 95.7g




Item:6043A

Size: 3.56*2.34*0.75in

Material: Brass /Steel

Weight: 391g

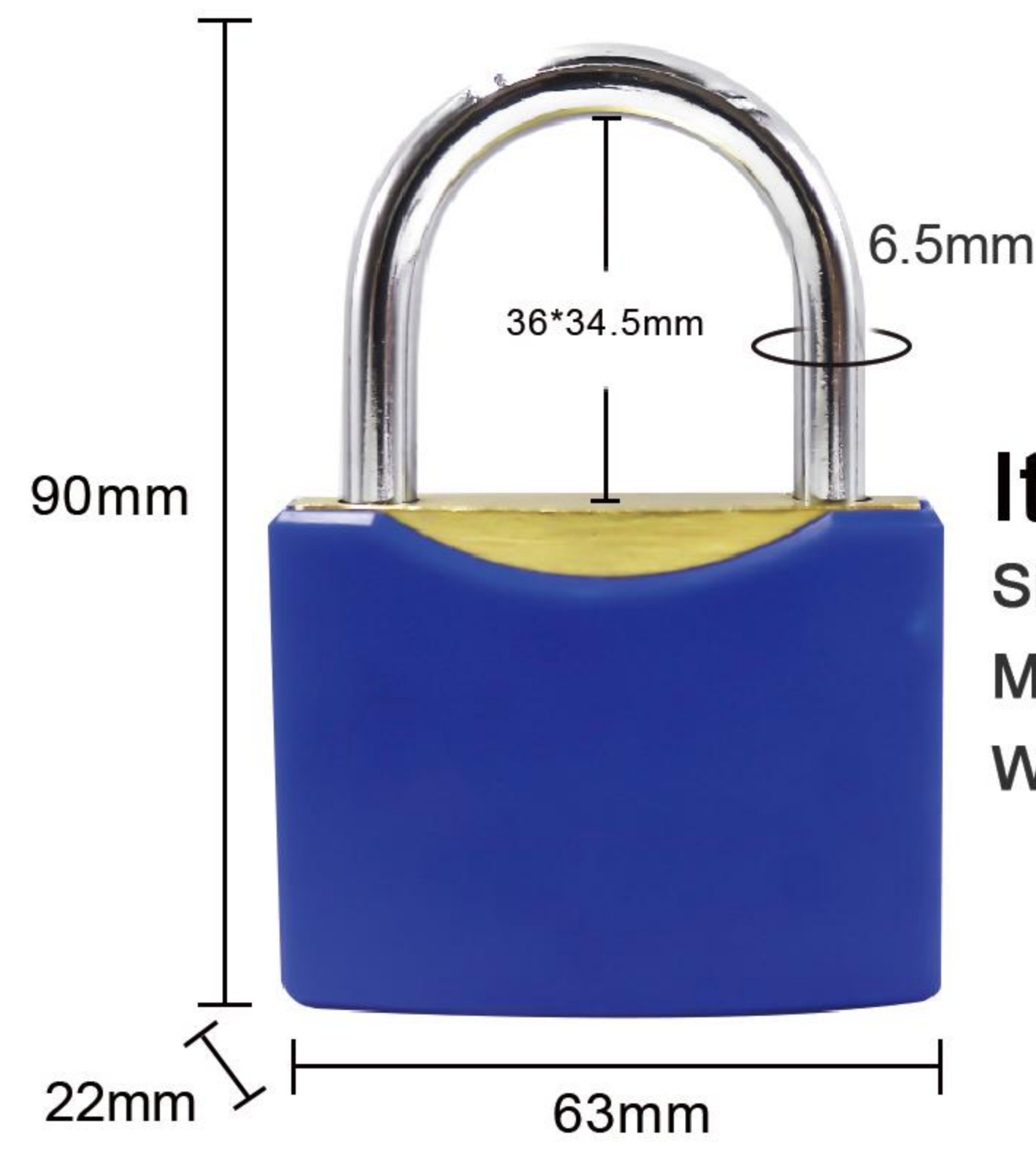


Item:6044

Size: 1.93*2.74*0.67in

Material: Steel

Weight: 328.5g




Item:6040B

Size: 3.54*2.48*0.87in

Material: Iron

Weight: 319.5g




Item:6041

Size: 2.72*1.67*0.89in

Material: Brass /Steel/PVC

Weight: 162.4g




Item:6045

Size: 2.20*2.76*0.91in

Material: Steel

Weight: 476.5g



Item:6046

Size: 2.34*2.76*0.98in

Material: Iron

Weight: 440g



Item:6041A

Size: 3.15223*2.09*0.91in

Material: Brass /Steel/PVC

Weight: 229g




Item:6042

Size: 2.66*1.77*0.87in

Material: Brass

Weight: 132.7g

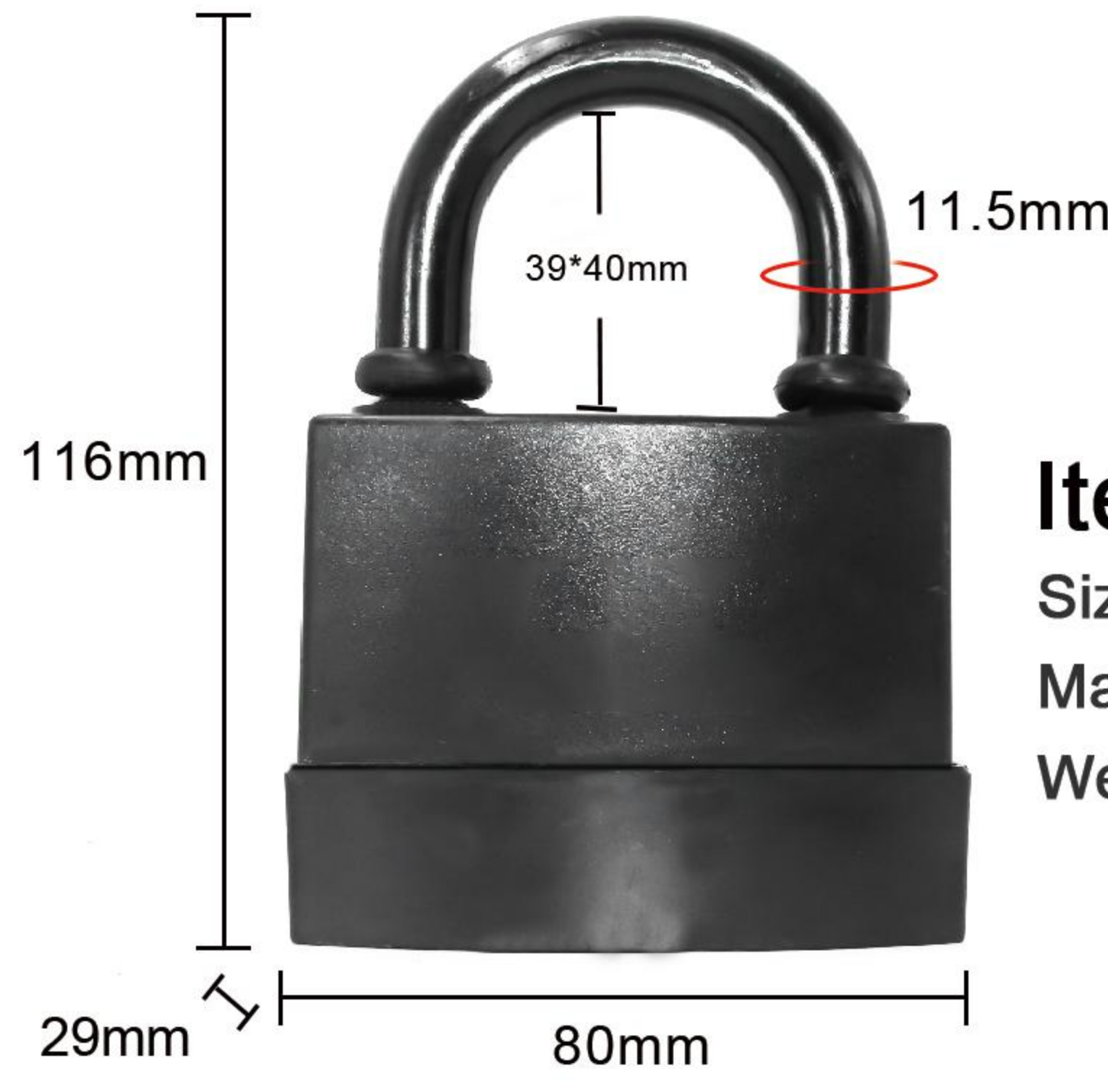


Item:6046A

Size: 2.36*3.15*0.98in

Material: Iron

Weight: 496.5g

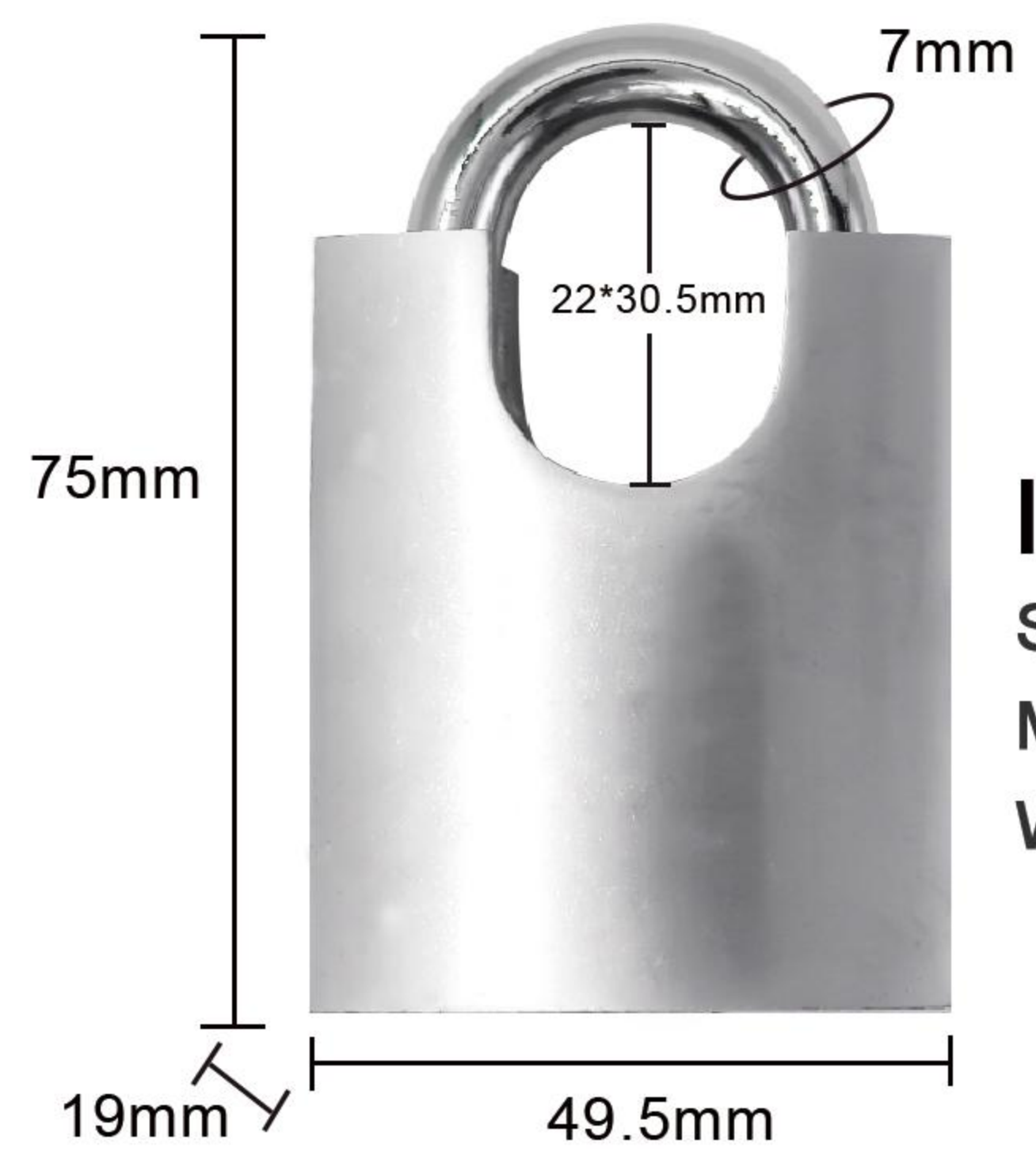


Item:6042B

Size: 4.57*3.15*1.14in

Material: Brass

Weight: 661.5g




Item:6043

Size: 2.95*1.95*0.75in

Material: Brass /Steel

Weight: 274.5g



适用场景: 自行车/bicycle 摩托车/motorbike 电瓶车/electromobile 大门/door



Item:6018
Size:2.01*2.01*0.87in
Material: Zinc alloy
Weight: 123g



Item:8812
Length :0.47*47.2in
Material: Steel+ABS
Weight: 350g



Item:8813
Size:0.79*1.57*0.43in
Material: Zinc alloy+PVC
Weight:117g



Item:602
Size:9.65*7.09*1.14in
Material: ABS/PVC/Steel
Weight: 1120g



Item:717
Size:0.47*47.2in
Material: PVC+Steel
Weight: 259g



Item:6028
Size:0.47*31.5in
Material: PVC+Steel
Weight: 257.5g

重设密码操作方式请查阅说明书 (三) 说明书 (七)

To reset password operation please refer to the Instruction 3 and Instruction 7



适用场景: 自行车/bicycle 摩托车/motorbike 电瓶车/electromobile 等



插卡 Regular Slide Card

建议规格/specifications:
14*8.4cm&14*7.3cm

材质/material:铜版纸、PVC

备注/remark:皆有现货纸卡,
支持OEM定制



吸卡 Single Blister

建议规格/specifications:
13.7*8.2cm&14*8cm

材质/material:铜版纸、PVC

备注/remark:皆有现货纸卡,
支持OEM定制



礼盒装 Gift Box

建议规格/specifications:
适应各种锁的尺寸

材质/material : 铜版纸、EPS

备注/remark: 无现货, 需生产
起定量2000个



OPP袋装

建议规格/specifications:
适用每款锁

材质/material: PVC

备注/remark:皆有现货, 另支持
OEM定制



展示盒包装

建议规格/specifications
14*8.4cm&14*7.3cm

材质/material: 铜版纸、EPS、
PVC

备注/remark: 无现货支持OEM
定制



两件套双泡壳

建议规格/specifications:
16.8*9cm

材质/material: 铜版纸、PVC

备注/remark:无现货, 另支持OEM
定制起定量3000个



双泡壳 Double Blister

建议规格/specifications:
13.1*8.1cm

材质/material:铜版纸、PVC

备注/remark:皆有现货纸卡,
支持OEM定制



真空贴体 Tie on card

建议规格/specifications:
13.7*8.2cm&14*8cm

材质/material:铜版纸、PVC

备注/remark:皆有现货纸卡,
支持OEM定制



三明治&绑卡

建议规格/specifications:
15.4*9cm

材质/material: 铜版纸、PVC

备注/remark:无现货, 定制款
可OEM或用现有设计起定量3000
个



四件套双泡壳

建议规格/specifications:
14*18cm&16.1*8.4cm

材质/material: 铜版纸、PVC

备注/remark: 少量现货, 定制款
可OEM或用现有设计起定量3000个




白盒装

建议规格/specifications:
适应锁的大小而变化

材质/material: 铜版纸覆膜

备注/remark: 无现货, 支持OEM
定制起定量2000个



珍珠棉

建议规格/specifications:
9.2*6.7cm

材质/material: EPE

备注/remark: 皆有现货, 另支持
OEM定制


说明书（四）
Instruction 4

该组合锁厂内设置的开启密码为0-0-0，您可以保留此设置或设定您自己的密码，其设定方法如下：

- 1.初始密码000对准正面中轴线保持正确密码将锁头修改密码开关从A推至B。
- 2.依次将数字轮转至您所选定的号码，最后将锁头修改密码开关从B推至A，密码修改完成。
- 3.切记要记住您设置的密码。

The defaulting cipher set in the factory is 0-0-0. You can either keep this setting or set your own cipher as follows:

- 1.Put initial password 000 aligned with the front central axis. Hold the correct password and push the switch from A to B at the lock beam .
- 2.Rotate the number to what you like, remove the lock switch to A, then password change is completed.
- 3.Please remember your password after changed



说明书（五）
Instruction 5

如何使用笔记本电脑锁（钥匙版）：

- 1.我们在笔记本上找到安全锁的锁孔,通常是在电脑的右上角,仔细观察你可以找到一个长方形的小孔
- 2.钥匙插入锁头，使锁舌成T字型
- 3.锁头对准笔记本电脑锁孔，钥匙拧半圈锁住拔出钥匙即可
- 4.将钢绳穿过锁环内任意固定物体上

How to use laptop lock

- 1.Please find the keyhole of the security lock in the notebook, usually in the upper right corner of the computer. look carefully, you can find a rectangular hole.
- 2.Insert the key into the lock and make the lock tongue into T shape
- 3.The lock head is aligned with the laptop lock hole and turned the key half a circle to lock, then the key can be pulled out
4. Pass the steel rope through any fixed object inside the lock ring

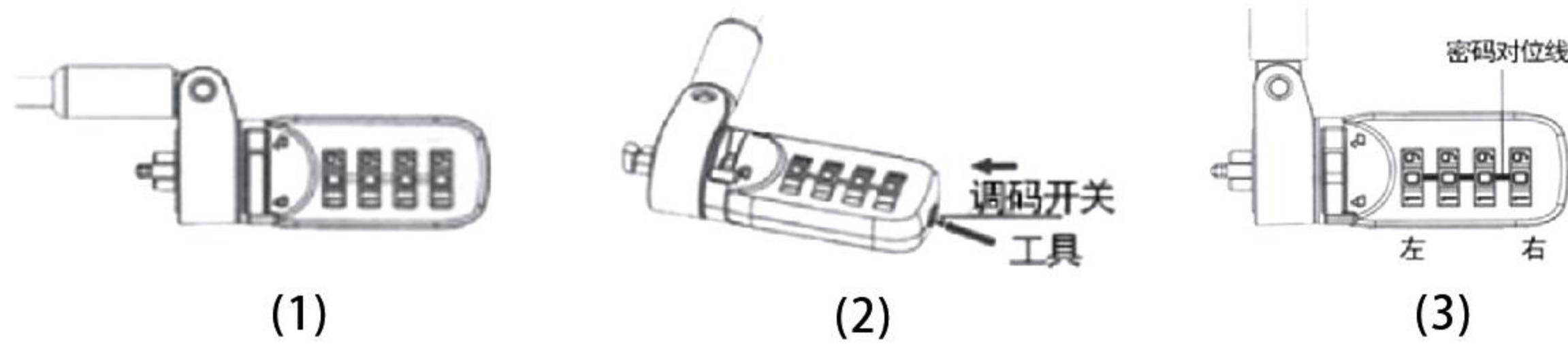


说明书（六）
Instruction 6

如何使用笔记本电脑锁（密码版）：

- 1转动密码与密码对位线对齐,将锁为开启状态
- 2.用工具把调码开关用力往箭头方向推进,并按住不放直到下一步骤完成
3. 转动,选择您所需要的密码拨至与密码对位线对齐。
- 4.现在您可以放开调码开关,到此步骤完成,您的新密码设置已完成

- 1.Align the password alignment line with the factory initial password then the lock will be open
- 2.Use the tool to push the code adjustment switch in the direction of the arrow, and hold on until the next step is completed
- 3.Rotate the digits to your desired one and align with the password alignment line
4. Now you can release the modulation switch, your personal combination is successfully settetd, if you need to reset the password

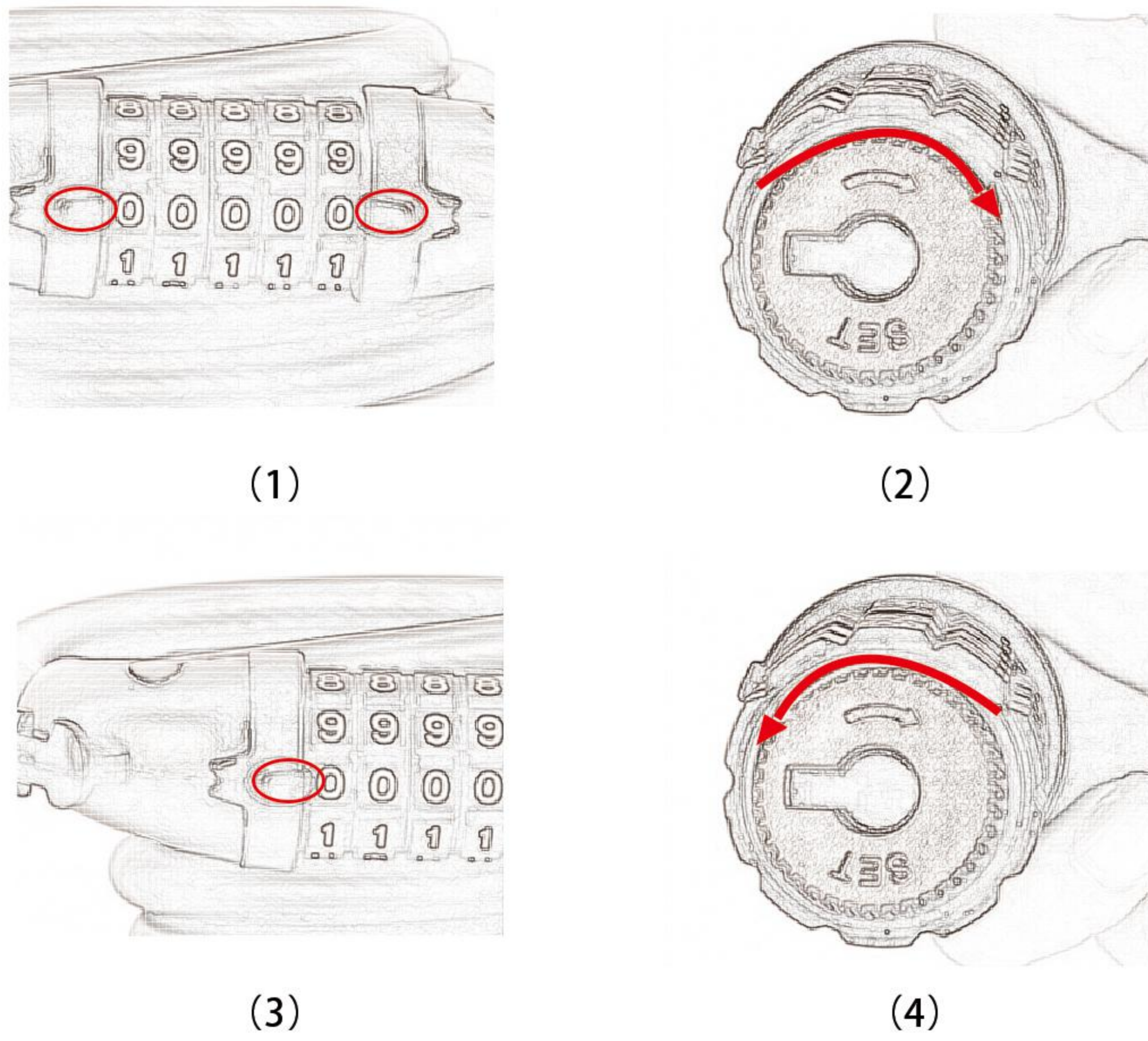


说明书（七）
Instruction 7

该组合锁厂内设置的开启密码为0-0-0，您可以保留此设置或设定您自己的密码，其设定方法如下：

- 1.密码锁初始密码00000对准刻度线并处于可以打开状态
- 2.打开锁头顺时针旋转90° 之后便可修改密码
- 3.修改密码需要将设定的数字拨到卡口才可设置成功
- 4.密码修改后逆时针拨回锁头即可修改完成

- 1.Align the initial password (00000) to the center line
- 2.Open the lock and rotate clockwise 90 to change the password
- 3.Set the new password and turn the knob back to the original position
- 4.New password is settled and don't forget



说明书（八）
Instruction 7

一、成为蓝牙智能锁管理员

步骤1 开启蓝牙,打开微信扫一扫,扫描蓝牙锁上的二维码，自动跳转进入智能

分享锁小程序成为锁主人界面

步骤2 输入初始密码888888

步骤3 输入6位数字密码

步骤4 再次输入6位数字密码

步骤5 输入手机号和锁名称点击完成

一、 Become administrator

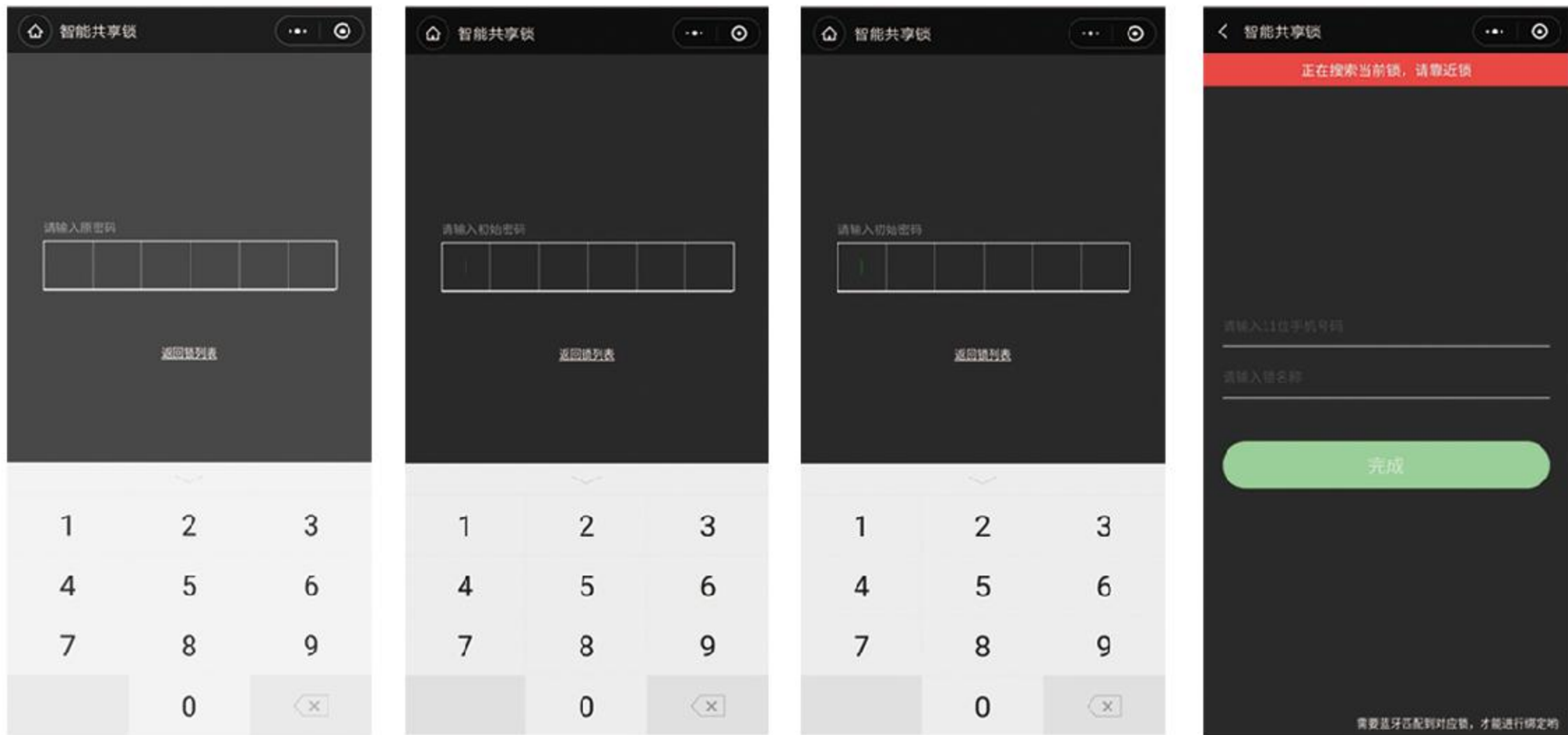
Step 1: open bluetooth, using WeChat scan the QR code on the lock, automatically skip into the smart sharing lock applet to become owner of the lock

Step 2: enter the initial password 888888

Step 3: enter a six-digit password

Step 4: enter the six-digit password again

Step 5: enter the phone number and lock name and click finish



二、指纹录入

锁主人通过微信小程序授权指纹录入,同一个手,指按压5次蓝灯闪烁表示录入成功,小程序上面也会提示录入成功,最多支持录入10个指纹。(重要提示:锁主人在没有录入指纹的情况下,任意指纹都可以开锁。)

步骤1 点击蓝牙锁名称进入指纹开锁界面，点击绿色按钮录入指纹

步骤2 输入录入该指纹的人员姓名

步骤3 同一手指按压5次指纹

步骤4 指纹录入成功提示，点击完成按钮

二， Enter fingerprint

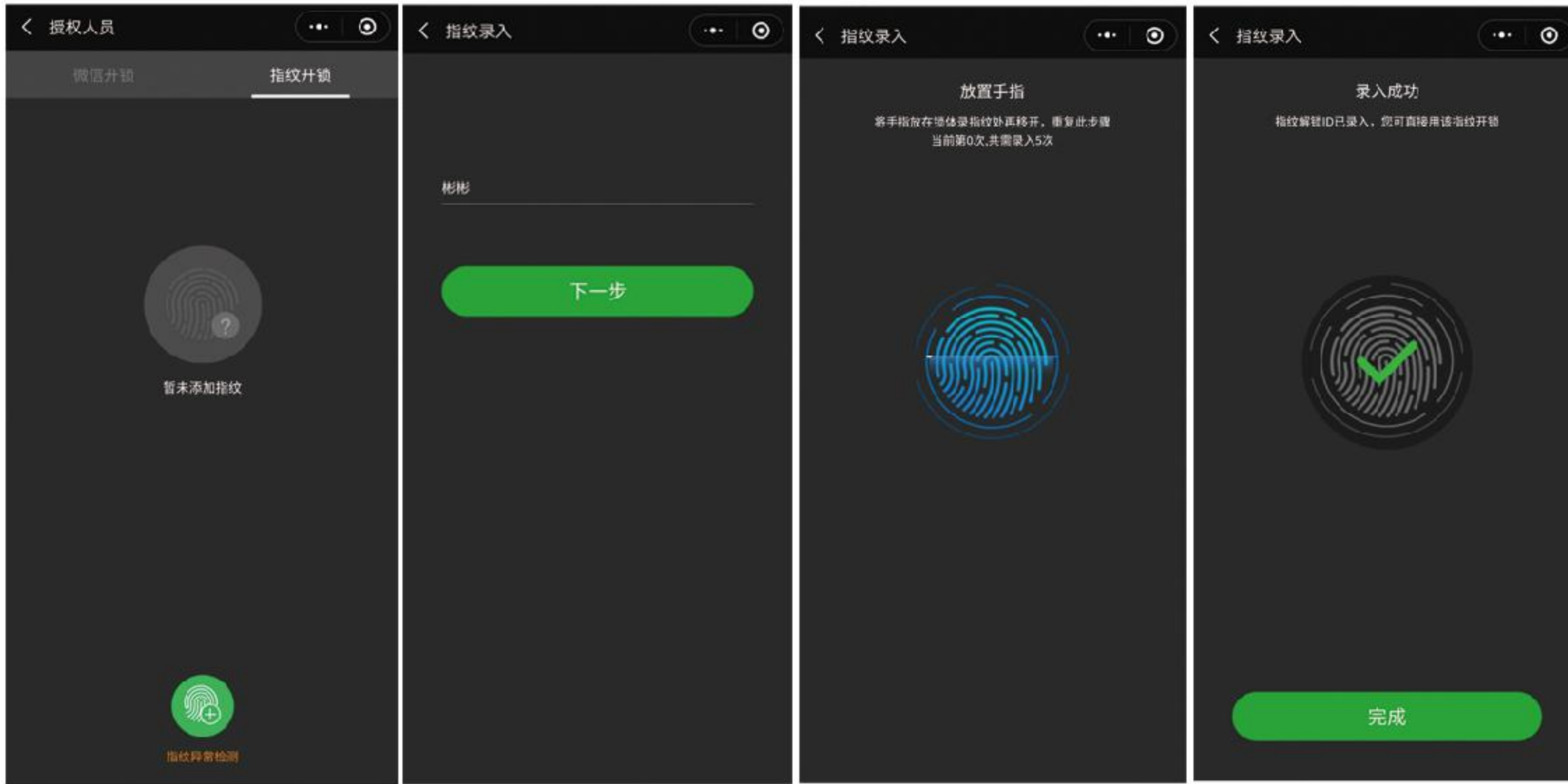
The owner of the lock authorizes fingerprint entry through the WeChat applet. Pressing the same finger five times and the blue light flashing indicates that the entry is successful, the applet will also prompt that the entry is successful, with a maximum of 10 fingerprints. (Important Note: the lock can be unlock with any fingerprint if haven't enter the owner fingerprint)

Step 1: click the bluetooth lock name to enter the fingerprintopen the lock interface, click the green button to input fingerprints

Step 2: enter the person who inputted the fingerprint the name

Step 3: press the same finger five times

Step 4: fingerprint input successful prompt, point hit finish button



三、修改密码

管理员可以修改蓝牙智能锁微信小程序的登录密码,在列表界面,点击修改密码,依次输入两次相同的新密码,点击确定,界面提示修改成功,则小程序登录密码修改成功。

步骤1 点击修改密码

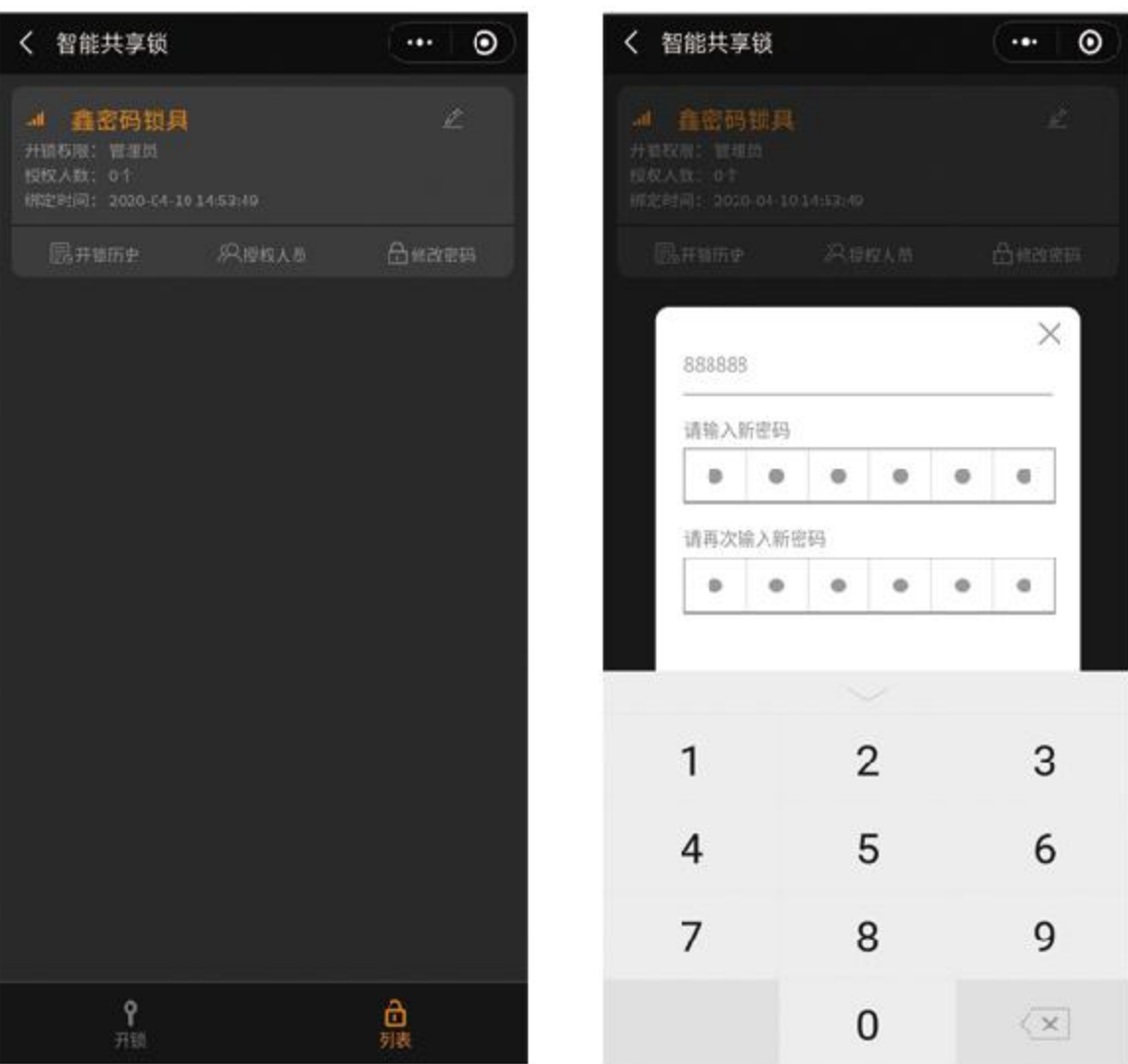
步骤2 输入两次新密码

三、 Change password

The administrator can change the login password at the WeChat applet , click change password and enter the same new password twice in turn, click OK, the interface prompts that the modification is successful, then the applet login password is modified successfully

Step 1 click to change the password

Step 2 enter the new password twice



蓝牙、APP、指纹解锁
Bluetooth, APP, fingerprint unlock

说明书（九）
Instruction 8

圆形指纹锁操作说明：

一、 指纹录入

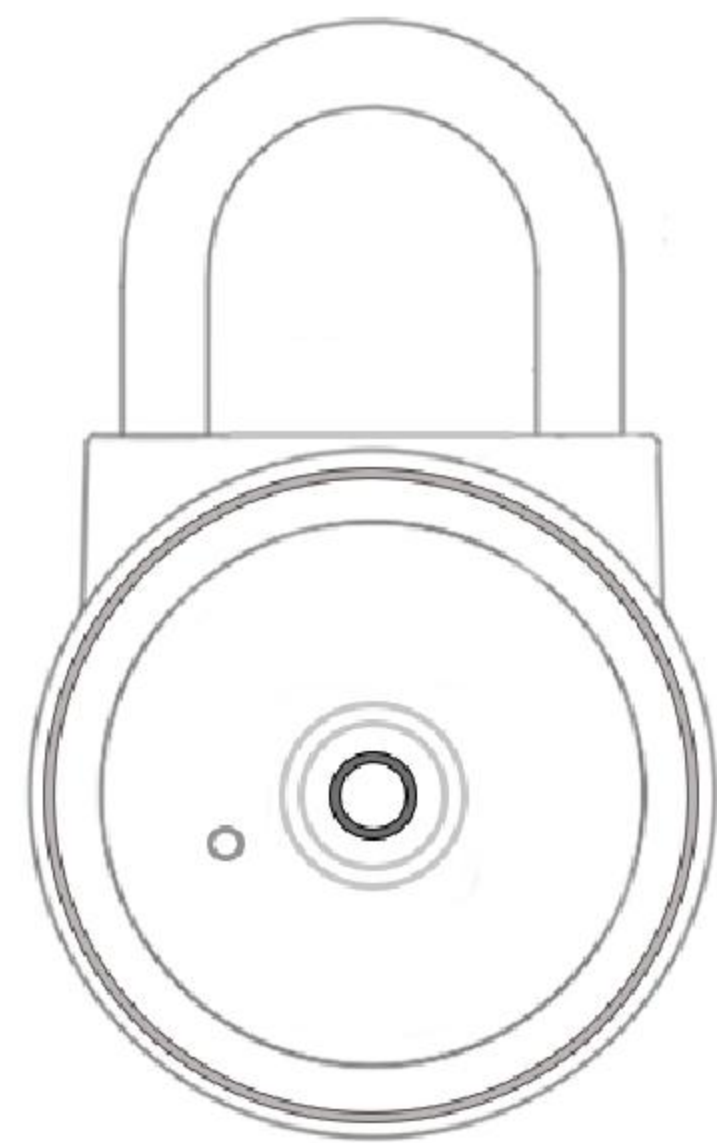
步骤1 长按3秒，蓝灯亮，松开手指

步骤2 绿灯闪烁，开始采集指纹

步骤3 同一手指采集10次，不同角度，不用方向采集，期间蓝绿等闪烁

步骤4 蓝灯亮，采集成功（红灯亮，采集失败）

步骤5 累计10次采集成功，“嘀”一声长响，绿灯长亮，指纹采集成功



1.Enter fingerprint

Step1 Press and hold on 5s

Step2 Green led flashes and start fingerprint collection

Step 3 Repate same fingerprints 10 times with different angles , blue and green light flash

Step 4 Enter successfully , the blue light will be on , while red light flashes is failed

Step5 Enter the fingerprint 10 times successfully ,after “DI~~”Collection is finished, the green light will be on