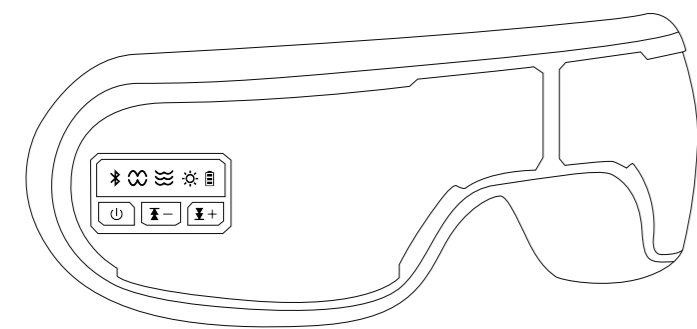


BLUETOOTH EYE MASSAGER

Operating instruction



Beinkap

Please read the instruction carefully before use

PLEASE READ THIS INSTRUCTION BEFORE USE

Thank you for buying this eye massager. Please read the operation manual carefully before use, and pay special attention to safety matters, so as to operate and use this product correctly

This manual provides users with a safe and effective way of operation. Please keep it properly after reading it for future reference

ORDERS TO RECORD

- 1. Safety precautions ----- 2
- 2. Product profile ----- 2-3
- 3. Please confirm the commodity content ----- 3
- 4. Name and function of each part ----- 4
- 5. product usage ----- 5
- 6. Cleaning, maintenance and storage ----- 6
- 7. Faults and solutions ----- 7
- 8. Product specifications ----- 7

1

SAFETY PRECAUTIONS

If you wear contact lenses, please remove contact lenses before using this product.
If there is any dirt or foreign matter in the mask, please wipe it with a wet cloth before using it to avoid accidental eye.
During the charging process, the product is not supported to start up (charging is conducted under the working state, the product starts the self-protection program and stops working automatically).
Do not use the eye massager during outdoor walking or driving.
Do not use eye massager in hot and humid places.

PRODUCT INTRODUCTION

The eye massager uses the microcomputer chip control technology for the entire human nature simulation control, the application of air pressure that a whole new concept to the eye care, under the control of air pressure in the computer to a full range of muscles around the eye pressure, vibration and coupled with the internal function and the function of the far infrared heating, the eye acid bilges, the eye pain, relieve eye fatigue.

- 1. FEATURES:**
- The eye massage device can be connected to mobile phone to play music via Bluetooth;
 - Portable wireless usage, USB charging mode;
 - Remote infrared heating microcomputer chip control technology;
 - 5 massage techniques;
 - 15 minutes automatic timing;
 - Air bag massage (massage the muscles around the eye area by proper matching between air filling and air releasing);
 - 5V voltage output is more secure, one key operation is simple and convenient;
 - New vibration mode;

2

2. SCOPE OF APPLICATION:

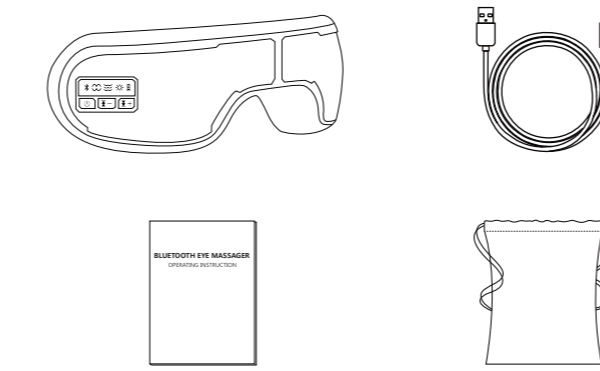
For the eyes

3. CONTRAINDICATIONS:

Disables eye injuries or inflammation.
If there are symptoms of eye diseases can not be used, general implementation of eye surgery, glaucoma, cataract, retinal detachment and other major eye diseases patients should not be used.
For patients with deep stroke, hypertension and hypotension, please consult a professional physician first. If you feel any discomfort during use, please stop using immediately. Please avoid using the eye massager during drinking or physical discomfort

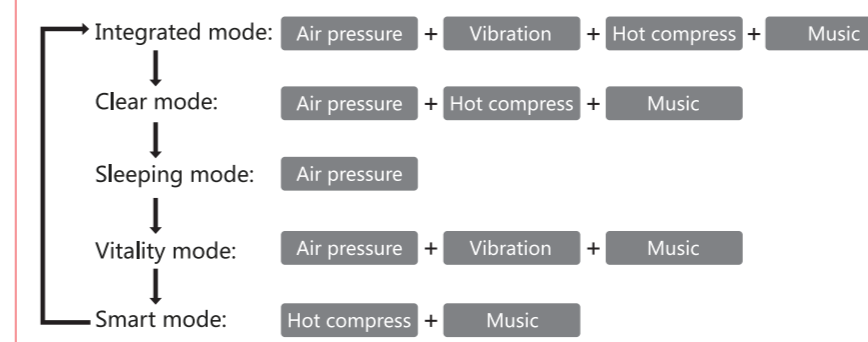
PLEASE CONFIRM THE COMMODITY CONTENT

Eye massage device, USB charging cable, Instruction manual, Storage bag



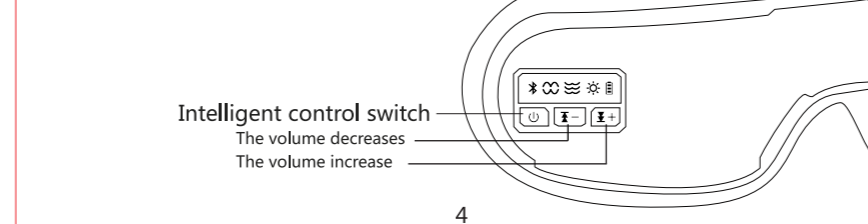
3

ONE KEY CONTROL LOOP



NAME AND FUNCTION OF EACH PART

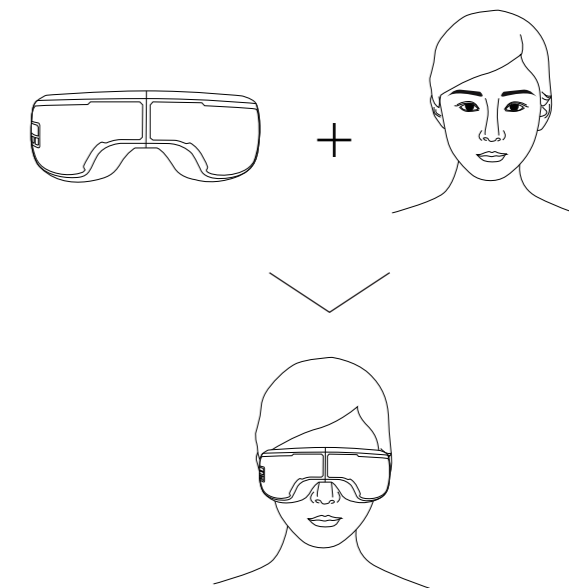
1. One-click operation
- (1) Long press the key for 3 seconds to start the integrated mode (air pressure + vibration + hot compress + music)
 - (2) Press the key again to start clear mode (air pressure + hot compress + music)
 - (3) Continue to press the key to start sleeping mode (air pressure)
 - (4) Continue to press the key to start vitality mode (air pressure + vibration + music)
 - (5) Continue to press the key to start smart mode (hot compress + music)
 - (6) Press the button for 3 seconds to turn off the machine function
 - (7) Open the Bluetooth of your mobile phone and search the Bluetooth name: YBY.
- The devices will automatically connect.



4

PRODUCT USAGE

- Method of use
1. Preparation before use
 - (1) take out the eye massager gently
 - (2) put the eye massage device on the eye position
 2. Usage (as shown)



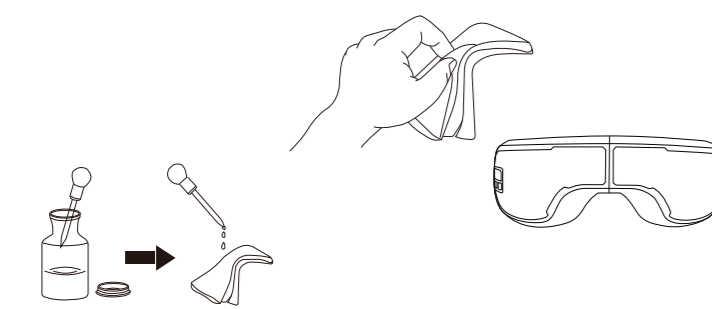
5

PRODUCT CLEANING, MAINTENANCE AND STORAGE

Product cleaning, storage and maintenance

1. Product cleaning and maintenance

If the product is dirty, please wipe it with a dry soft cloth.
If it is particularly dirty, you can wipe it with medical alcohol.



2. Keep
- Keep it dry, ventilated and clean
Please keep out of reach of children
Do not disassemble the main engine without permission

6

COMMON FAILURES AND SOLUTIONS

- Unable to boot:**
1. If the battery power is too low, please charge immediately
 2. Host protection (with electricity) connect the charger, charge, and allow the host to automatically remove the protection (charge for 5 seconds)
 3. The battery is not charged and the charger is damaged
 4. The pressure intensity is too weak

Note: All maintenance work must be done by our authorized maintenance personnel

PRODUCT SPECIFICATION

The product name	Eye massager
Automatic timing	15 minutes
Rated power	3.4W
Rated voltage	DC 5V
Power adapter	AC 100-240V DC5V
Massage principle	Music, Hot Compress, Vibration, Air pressure
Temperature	36-42°C

7

COMMON FAILURES AND SOLUTIONS

The fault	Possible cause of failure	The solution
Unable to boot	Low battery	Please charge immediately
	Motherboard protection (with electricity)	Connect the charger to charge, and allow the host to automatically remove protection (5 seconds after charging)
	The battery is not charged	Replace charger
	In charge	Unplug charger
The pressure is too weak	Low power	charging
	Model is wrong	Tune to the corresponding pattern

8

FAQ

- Q: When charging, will the light of the eye massager turn on?
A: Yes, the red light indicates that it is charging, and the blue light indicates a full charge.
- Q: Do I need to charge the new eye massager I just received?
A: The new item received may be partially or completely empty and will require a full charge prior to use. After 1-2 times regular charge/discharge, the eye massager can be fully activated and achieve optimum performance.
- Q: How is the strength, comfortable?
A: Pneumatic force, belong to the gentle, comfortable force, to protect the eyes, can relieve fatigue.
- Q: Is hot compress effective?
A: Our eye massage products hot compress has three modes, coupled with airbag massage, can effectively relieve eye fatigue, relaxation of the eye area, massage 15 minutes to have a very comfortable experience!
- Q: How do I connect to Bluetooth?
A: Very easy to operate, turn on the e-Bluetooth button device to connect to the product's bluetooth name that play your favorite playlist on bluetooth speaker while massaging your eyes. Bluetooth Name: YBY

9

WARRANTY SERVICES

Dear customers, thank you for choosing our products. Your satisfaction will be our greatest motivation.

We offer a one-year warranty/replacement service for all products.

- Basic terms:
1. The warranty period for this product is 1 year (the warranty applies from the date of purchase).
 - If you need to extend the guarantee period (2 years), please contact us by email "BeinkapVIP@outlook.com", send your order ID, we will register and apply for you.
 2. If you have any problems, please contact us via the email above, send us your order ID and the problems you are experiencing (please try to explain with more details) so that we can respond within 48 hours and solve it for you.
 3. In the following unexpected situations, we cannot guarantee that the guarantee is valid.
 - (A) Damage from a fall or other impact
 - (B) Damage from fire, earthquake, flood, power failure or other natural disasters, abnormal pollution voltage, etc.
 - (C) Damage due to improper removal of the product

Beinkap.Tech

10

MESSAGE BRINGS WISDOM TO LIFE