

HAUTINE HARDWARE

HAUTINE HARDWARE CO., LTD.

HUAXUAN BLD., NO.1558 CAOAN ROAD, SHANGHAI, CHINA

Tel: 86-21-69186759,69186780

Fax: 86-21-69185619

E-Mail: hautine@hautine.com

CONCEALED HINGE

BALL BEARING SLIDE

UNDER MOUNT SLIDE

SLIM.BOX CONCEALED SLIDE

Index 索引

SOFT CLOSE HINGES SERIES

32012	A8817	25° / 30°22
31913	40818	45° / 90°23
31014	78819	2661/266824
31115	78120	1/2" / 5/8"25
S78816	76821		

CONCEALED HINGES SERIES

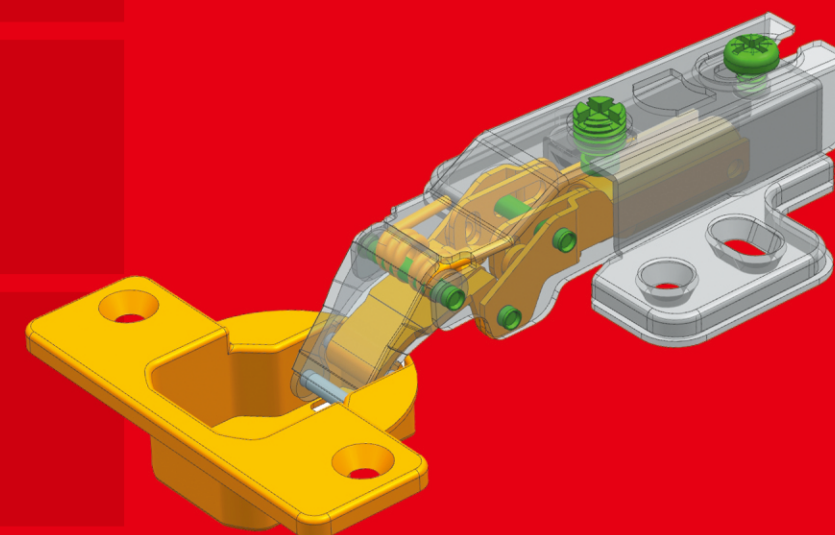
36128-29	12634	40139
66130	16135		
36631	15° 20° 30° 45°36		
980232	90° 135° -30° -45°37		
36233	165°38		

BALL BEARING SLIDE SERIES

4515P/S4512P42-43	R17 Series48	N45 Series53
4515SP/S4512SP44-45	W32 Series49	W45 Series54
4515SP/S4512SP46-47	W35 Series50	W45 Series55
		N42 Series51		
		N45 Series52		

UNDER MOUNT SLIDES SERIES

201558
315860





Test Report No.: QZHG15050203170T Date: Jun 26, 2015 Page 1 of 3

HAUTINE HARDWARE CO., LTD.
XINSU INDUSTRIES ZONE, DONGSHAN, RONGCHENG CITY, GUANGDONG, CHINA

The following sample(s) was/were submitted and identified on behalf of the client as:
Sample Description : 5788
SGS Ref No. : SDHG1506008181FT
Style / Item No. : 5788
Manufacturer : HAUTINE HARDWARE CO., LTD.
Supplier : HAUTINE HARDWARE CO., LTD.
Sample Receiving Date : Jun 02, 2015
Test Performing Date : Jun 02, 2015 to Jun 23, 2015

Test Result Summary

Test(s) Requested	Result(s)
Hinge durability test with reference to clause 6.3.7 of EN 15570-2008	PASS

Summary:
1. For further details, please refer to the following page(s).

Signed for and on behalf of
Guangzhou Branch
SGS-CSTC Ltd.

Jason Cheung
Approved Signatory



This document is issued by the Company subject to the Terms & Conditions of Service printed hereon. Approval of a product or a process does not constitute a warranty or a guarantee of performance. The Company is not responsible for any damage or loss of any kind, including consequential loss, arising from the use of the product or process. The Company is not responsible for any damage or loss of any kind, including consequential loss, arising from the use of the product or process. The Company is not responsible for any damage or loss of any kind, including consequential loss, arising from the use of the product or process.




Test Report No.: QZHG15050203170T Date: Jun 26, 2015 Page 2 of 3

SAMPLE INFORMATION AND PICTURES

Weight: 99.5g
Overall Dimensions: /
Other Dimensions: /

Sample as Received



End of Report



This document is issued by the Company subject to the Terms & Conditions of Service printed hereon. Approval of a product or a process does not constitute a warranty or a guarantee of performance. The Company is not responsible for any damage or loss of any kind, including consequential loss, arising from the use of the product or process. The Company is not responsible for any damage or loss of any kind, including consequential loss, arising from the use of the product or process. The Company is not responsible for any damage or loss of any kind, including consequential loss, arising from the use of the product or process.



Test Report No.: QZHG15050203170T Date: Jun 26, 2015 Page 2 of 3

TESTS AND RESULTS

Test Conducted:
Hinge durability test with reference to clause 6.3.7 of EN 15570-2008
General Test Condition:
The following test program was conducted in a laboratory environment maintained at 15°C to 25°C and 50%±5 RH. The sample was individually tested after conditioning in the test environment for at least 24 hours prior to conducting the test.
The complete detailed procedures may be found in the referenced specification and are only summarized herein. Unless otherwise specified, the tests are carried out in the following order on the same sample.

No. of Sample:
1 Pair (Sample 1). For more sample information and pictures, please refer to the following page.

Test Clause	Test Description and Requirements	Test Results
Hinge durability test	Durability test Attach two masses, 1 kg each, one on each side of the door at the middle of the vertical centerline. Fully open the door to a maximum of 130° and fully close it for the number of cycles (back and forth) without forcing built-in stops in the open position. The door shall be gently opened and closed at each cycle without forcing dampers and/or catch devices including self-opening and self-closing mechanisms. Approximately 3 s shall be used for opening and 3 s for closing the door. If the hinges have dampers and/or catch devices, including self-opening and self-closing mechanisms, these shall be allowed to operate correctly according to their function at each cycle. The recommended rate is a maximum of 6 cycles per minute with the pause in the closed position. When dampers start to function, the angular velocity should be (45 ± 20)°/s. After the test, the hinges and their components shall fulfil their functions and there shall be no any failure.	PASS

Remark:
1. The test door size is 700mm(H) by 600mm(W) by 18mm(T).
2. The total mass of the test door including the additional two masses is 5.4kg.
3. The cyclic number specified by applicant is 12000 cycles.
4. This test was conducted at First Floor, Building 1 of European Industrial Park, No. 1 Shuohan Road, Wusha Section, Dalang Town, Shunde of Foshan, Guangdong Province, China.



This document is issued by the Company subject to the Terms & Conditions of Service printed hereon. Approval of a product or a process does not constitute a warranty or a guarantee of performance. The Company is not responsible for any damage or loss of any kind, including consequential loss, arising from the use of the product or process. The Company is not responsible for any damage or loss of any kind, including consequential loss, arising from the use of the product or process. The Company is not responsible for any damage or loss of any kind, including consequential loss, arising from the use of the product or process.



检测报告 编号: QZHG15050203190T 日期: 2015年06月26日 第2页共3页

检测标准

检测依据:
铰链耐久性测试 (参考 EN15570-2008 条款 6.3.7)
常规测试条件:
下述的检测程序是在 15°C 至 25°C 湿度为 50%±5 RH 的实验环境下进行的。在检测前, 检测样品在此实验环境下进行了至少 24 小时。
详细完整的检测程序在相关的参考标准中可以查阅到。在此仅作参考。

样品数量: 1 对 (样品 1), 如需了解更多的样品信息和图片, 请查看下述的样品信息页。

检测项目	检测方法和要求	检测结果
铰链耐久性测试	把两个 1 千克的砝码, 安装在 130 度垂直中心线的内端。完全打开门最大不超过 130 度, 然后完全关闭, 重复这样的操作在指定的循环次数。在测试过程中, 不能完全打开状态时, 不能有力对其施加强制力。 测试时增加的打开和关闭, 开启时间和关闭时间分别大约为 3 秒钟。如果铰链具有自开或自闭装置的, 则每个循环也要正确地运行。铰链的速率最大为每分钟 6 次。 测试后, 铰链及其零件应满足其功能要求且没有任何损坏。	符合

备注:
1. 测试门尺寸是 700 毫米高, 600 毫米宽, 18 毫米厚。
2. 包括附加的两个砝码 (2 公斤), 测试门总重量为 5.4 公斤。
3. 申请的测试循环次数为 12000 次。
4. 此测试是在佛山顺德区大良镇欧陆工业园一期厂房首层进行。
5. 本报告是编号为 QZHG15050203170T 英文检测报告的中文译本, 如有歧义, 以英文版本为准。




This document is issued by the Company subject to the Terms & Conditions of Service printed hereon. Approval of a product or a process does not constitute a warranty or a guarantee of performance. The Company is not responsible for any damage or loss of any kind, including consequential loss, arising from the use of the product or process. The Company is not responsible for any damage or loss of any kind, including consequential loss, arising from the use of the product or process. The Company is not responsible for any damage or loss of any kind, including consequential loss, arising from the use of the product or process.



STRICT QUALITY CONTROL ATTENTIVE AFTER-SALES SERVICES

We care for customers and treat customers with honest and responsible attitude. We carry out meticulous design in all details including each mini screw so the users can install and use products more easily. Attentive and carefully work is our service tenet.



SOFT CLOSE HINGE SERIES

SLIDE-ON CLIP-ON

26MM

35MM

40MM



HAUTINE HARDWARE CO., LTD.

HUAXUAN BLD., NO.1558 CAOAN ROAD, SHANGHAI, CHINA

Tel: 86-21-69186759,69186780

Fax: 86-21-69185619

E-Mail: hautine@hautine.com

Soft close hinge 液压缓冲铰链

▶ 320 二段力 TWO WAY

产品 PRODUCT



▶ 319 一段力 ONE WAY

产品 PRODUCT

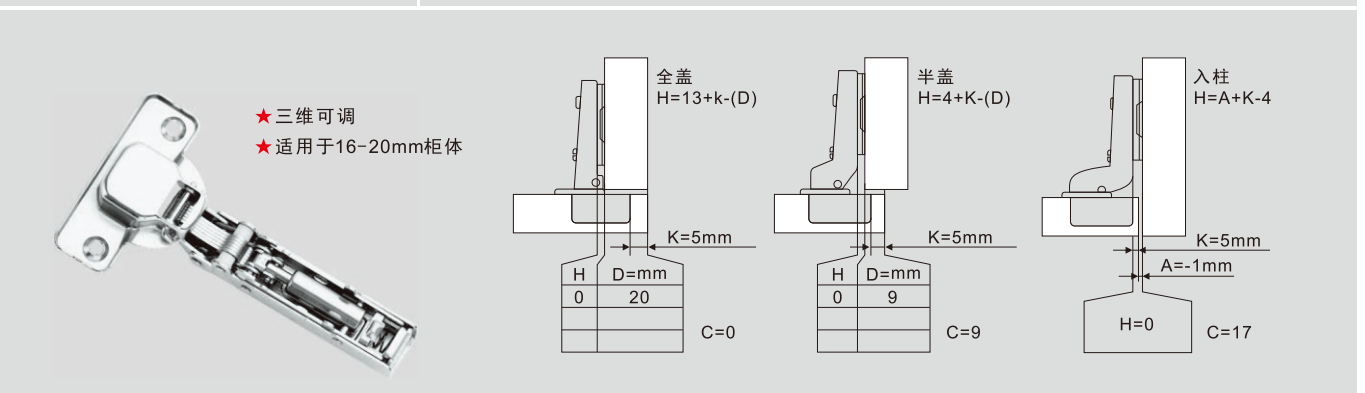
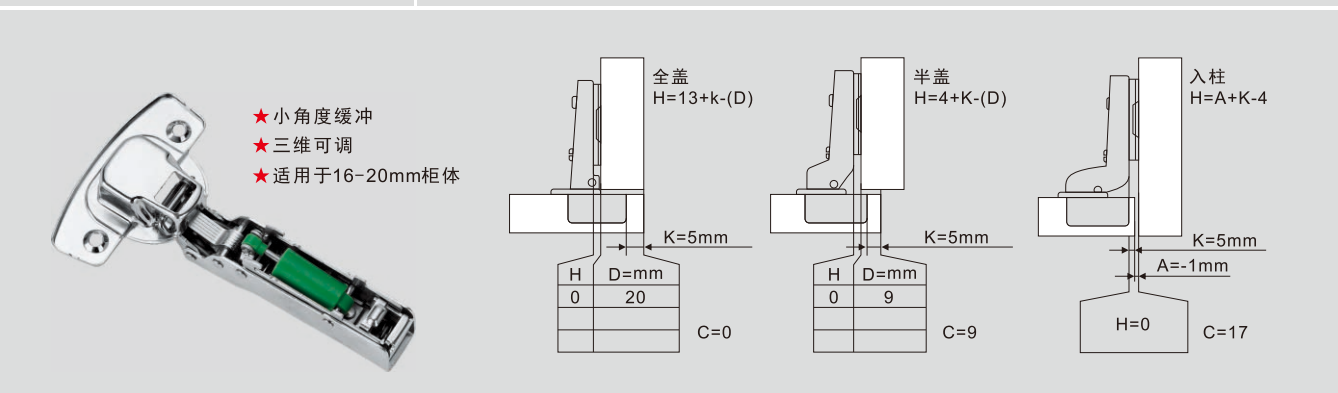


描述 DESCRIPTION	可选配件 OPTIONAL ACCESSORY
----------------	-------------------------

<p>材料: 铁、不锈钢</p> <p>开门角度: 98°</p> <p>杯尺寸: 35mm</p> <p>深: 11.5mm</p> <p>杯孔距: 48mm</p>	
<p>Material: Steel with nickel plated & Stainless steel</p> <p>Angle of opening: 98°</p> <p>Cup diameter: 35mm</p> <p>Depth: 11.5mm</p> <p>Hole Pitch: 48mm</p>	

描述 DESCRIPTION	可选配件 OPTIONAL ACCESSORY
----------------	-------------------------

<p>材料: 铁、不锈钢</p> <p>开门角度: 98°</p> <p>杯尺寸: 35mm</p> <p>深: 11.5mm</p> <p>杯孔距: 48mm</p>	
<p>Material: Steel with nickel plated & Stainless steel</p> <p>Angle of opening: 98°</p> <p>Cup diameter: 35mm</p> <p>Depth: 11.5mm</p> <p>Hole Pitch: 48mm</p>	




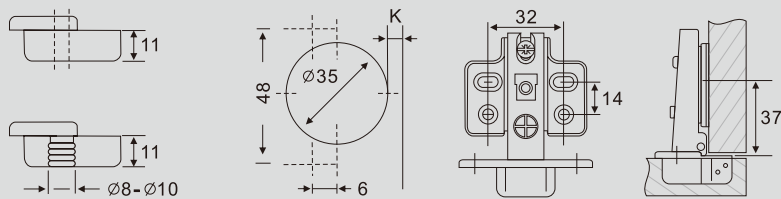
Soft close hinge 液压缓冲铰链

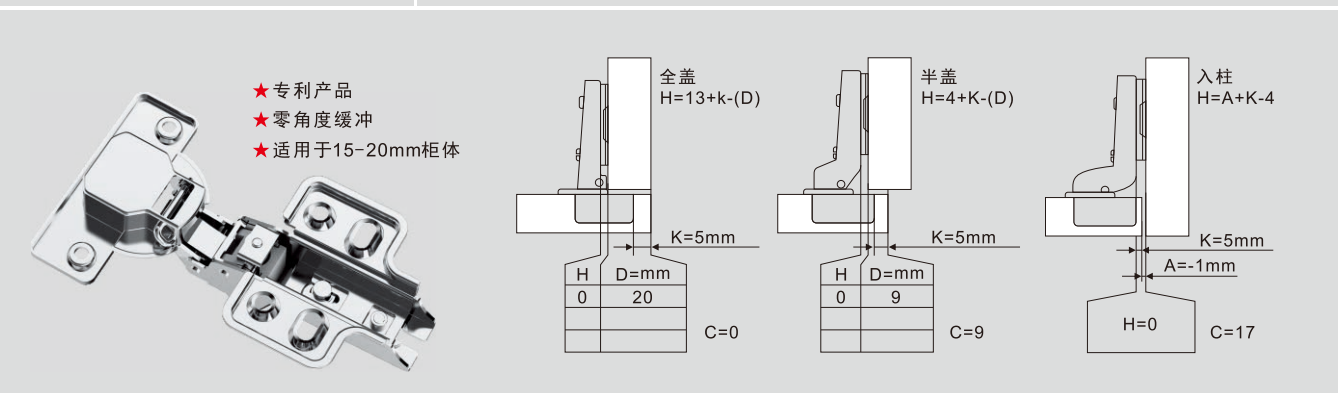
▶ 310 一段力 ONE WAY

产品 PRODUCT



描述 DESCRIPTION	可选配件 OPTIONAL ACCESSORY
----------------	-------------------------

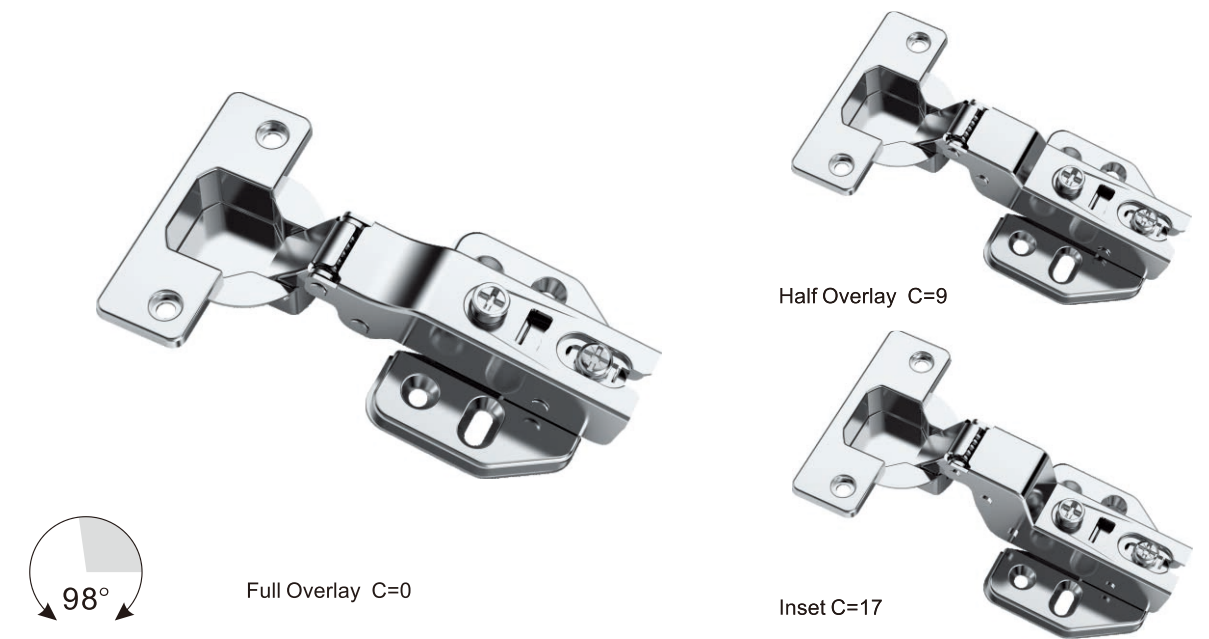
<p>材料: 铁、不锈钢</p> <p>开门角度: 98°</p> <p>杯尺寸: 35mm</p> <p>深: 11mm</p> <p>杯孔距: 48mm</p>	 <p>V1 H=0</p>
<p>Material: Steel with nickel plated & Stainless steel</p> <p>Angle of opening: 98°</p> <p>Cup diameter: 35mm</p> <p>Depth: 11mm</p> <p>Hole Pitch: 48mm</p>	





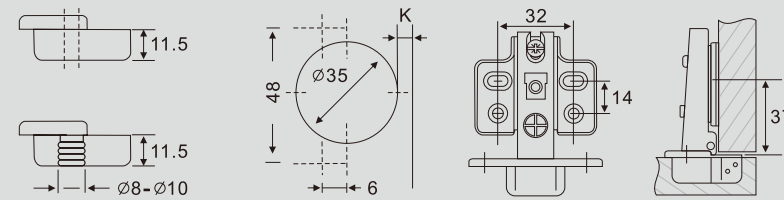
- ★ 专利产品
- ★ 零角度缓冲
- ★ 适用于15-20mm柜体

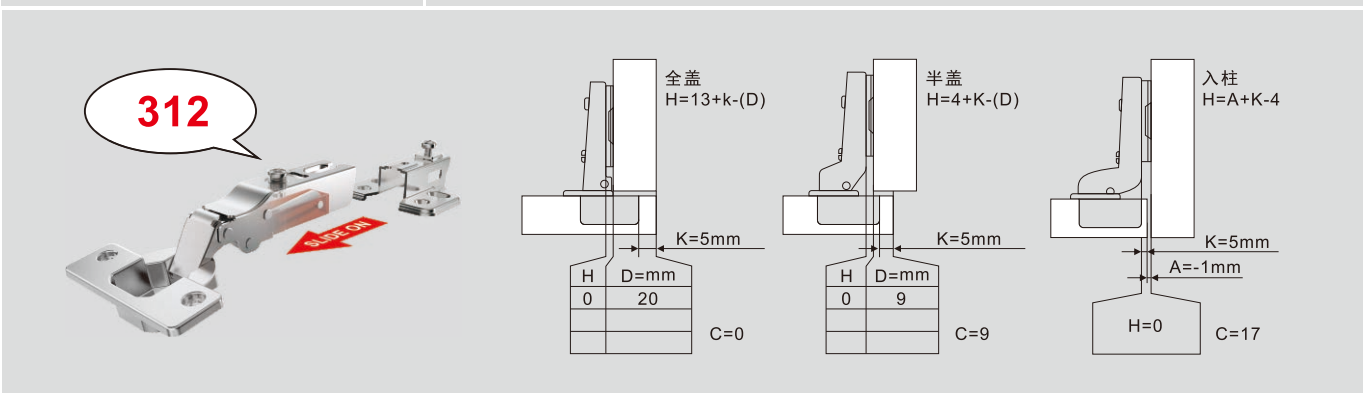
▶ 311 一段力 ONE WAY

产品 PRODUCT



描述 DESCRIPTION	可选配件 OPTIONAL ACCESSORY
----------------	-------------------------

<p>材料: 铁镀镍</p> <p>开门角度: 98°</p> <p>杯尺寸: 35mm</p> <p>深: 11.5mm</p> <p>杯孔距: 48mm</p>	 <p>U1 H=0</p>	 <p>U2 H=0</p>
<p>Material: Steel with nickel plated</p> <p>Angle of opening: 98°</p> <p>Cup diameter: 35mm</p> <p>Depth: 11.5mm</p> <p>Hole Pitch: 48mm</p>		




312

Soft close hinge 液压缓冲铰链

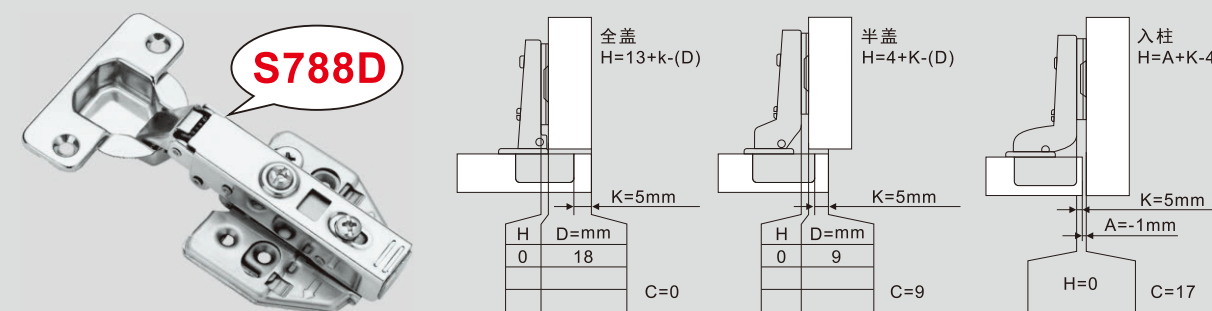
► S788 一段力 ONE WAY

产品 PRODUCT



描述 DESCRIPTION	可选配件 OPTIONAL ACCESSORY
----------------	-------------------------

材料: 不锈钢	
开门角度: 98°	
杯尺寸: 35mm	
深: 11.5mm	
杯孔距: 48mm	
Material: Stainless steel	
Angle of opening: 98°	
Cup diameter: 35mm	
Depth: 11.5mm	
Hole Pitch: 48mm	



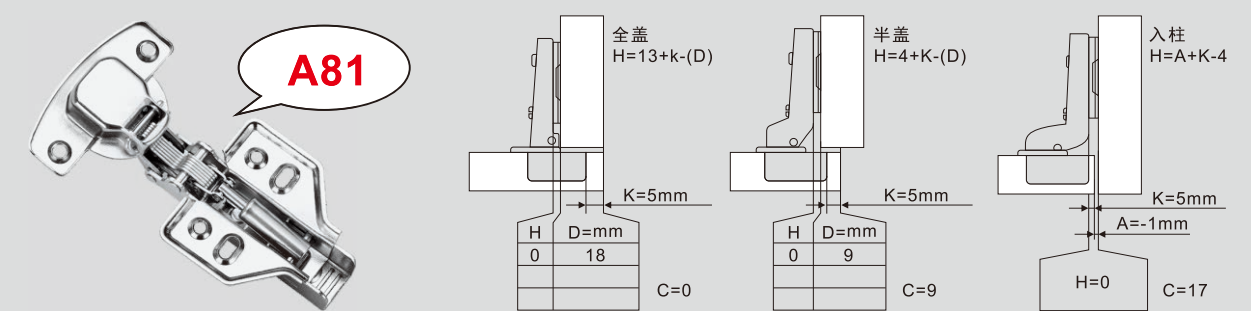
► A88 一段力 ONE WAY

产品 PRODUCT



描述 DESCRIPTION	可选配件 OPTIONAL ACCESSORY
----------------	-------------------------

材料: 铁、不锈钢	
开门角度: 98°	
杯尺寸: 35mm	
深: 11.5mm	
杯孔距: 48mm	
Material: Steel with nickel plated & Stainless steel	
Angle of opening: 98°	
Cup diameter: 35mm	
Depth: 11.5mm	
Hole Pitch: 48mm	



Soft close hinge 液压缓冲铰链

▶ 408 一段力 ONE WAY

产品 PRODUCT




1.5mm
加强型厚门铰链



Half Overlay C=9



Inset C=22



95°


Full Overlay C=0

描述 DESCRIPTION


可选配件 OPTIONAL ACCESSORY

材料: 铁镀镍
开门角度: 95°
杯尺寸: 40mm
深: 12.5mm
杯孔距: 52mm


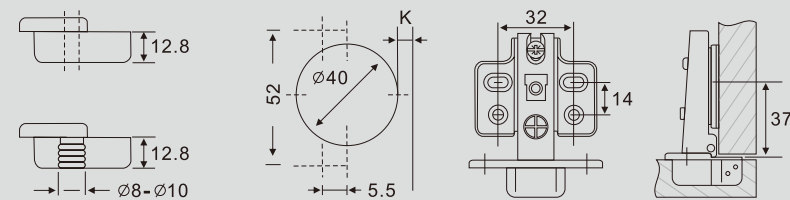
Material: Steel with nickel plated
Angle of opening: 95°
Cup diameter: 40mm
Depth: 12.5mm
Hole Pitch: 52mm



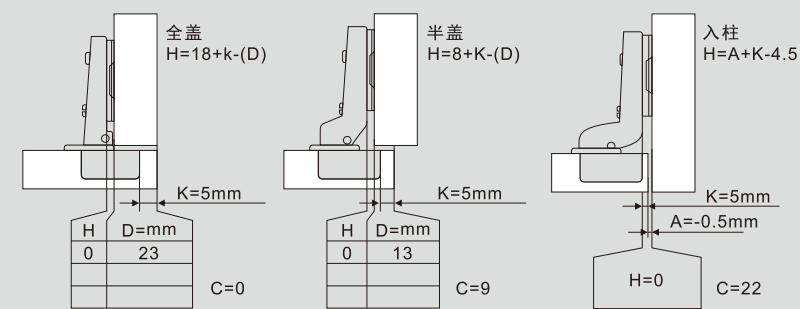
R1 H=0



R4 H=0



407



▶ 788 一段力 ONE WAY


产品 PRODUCT



Half Overlay C=9



Inset C=17



98°

Full Overlay C=0

描述 DESCRIPTION


可选配件 OPTIONAL ACCESSORY

材料: 铁镀镍
开门角度: 98°
杯尺寸: 35mm
深: 11.5mm
杯孔距: 48mm

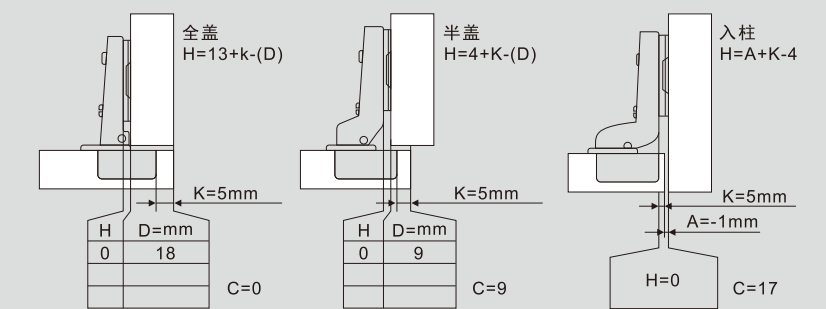
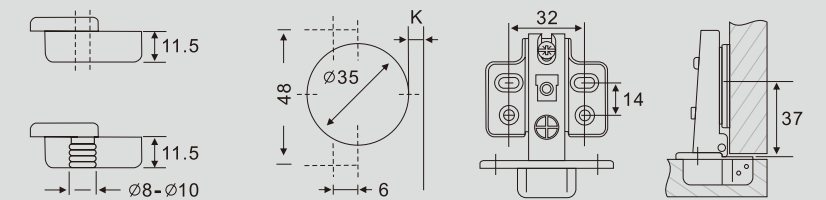
Material: Steel with nickel plated
Angle of opening: 98°
Cup diameter: 35mm
Depth: 11.5mm
Hole Pitch: 48mm



R1 H=0




R3 H=0



Soft close hinge 液压缓冲铰链

▶ 781 一段力 ONE WAY

产品 PRODUCT

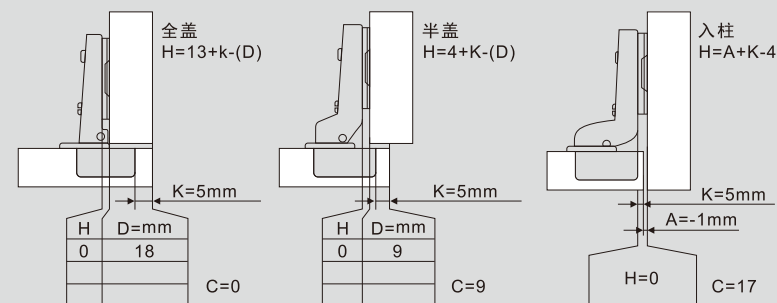
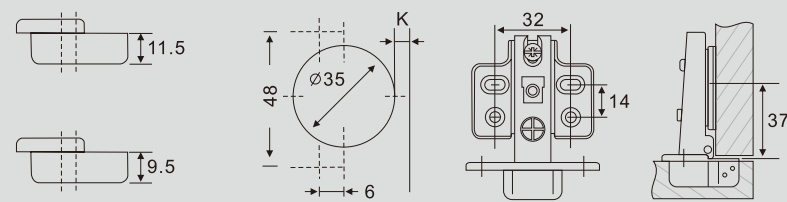


描述 DESCRIPTION

材料: 铁、不锈钢
 开门角度: 98°
 杯尺寸: 35mm
 深: 9.5 / 11.5mm
 杯孔距: 48mm


Material: Steel with nickel plated & Stainless steel
 Angle of opening: 98°
 Cup diameter: 35mm
 Depth: 9.5 / 11.5mm
 Hole Pitch: 48mm

1. Outstanding soft closing technique.
Avoid the noise when you close the cabinet.
2. Smooth closing technique when close the door, it will close smooth.
The feeling is much more comfortable.



▶ 768 一段力 ONE WAY

产品 PRODUCT

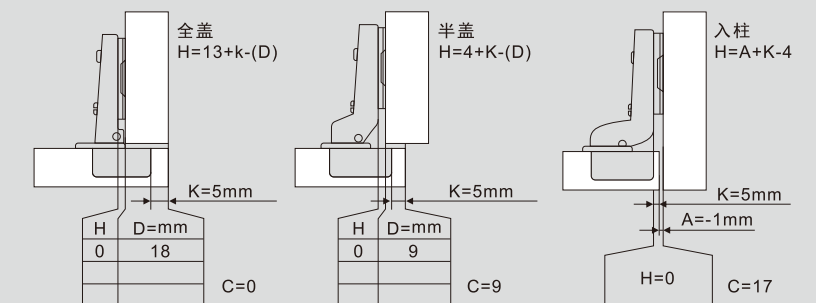




描述 DESCRIPTION

材料: 铁、锌合金镀镍
 开门角度: 98°
 杯尺寸: 35mm
 深: 11.5mm
 杯孔距: 45 / 48mm

Material: Steel with zinc alloy nickel plated
 Angle of opening: 98°
 Cup diameter: 35mm
 Depth: 11.5mm
 Hole Pitch: 45 / 48mm

可选配件 OPTIONAL ACCESSORY



Soft close hinge 液压缓冲铰链

▶ 25°/30° 一段力 ONE WAY

产品 PROUDUCT

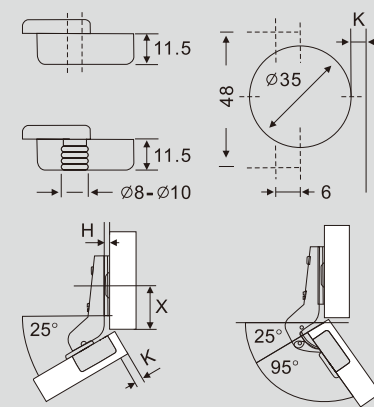
描述 DESCRIPTION




25°

材料: 铁镀镍
开门角度: 95°
杯尺寸: 35mm
深: 11.5mm
杯孔距: 45 / 48mm

Material: Steel with nickel plated
Angle of opening: 95°
Cup diameter: 35mm
Depth: 11.5mm
Hole Pitch: 45 / 48mm



可选配件 OPTIONAL ACCESSORY



R1 H=0

R2 H=0

产品 PROUDUCT

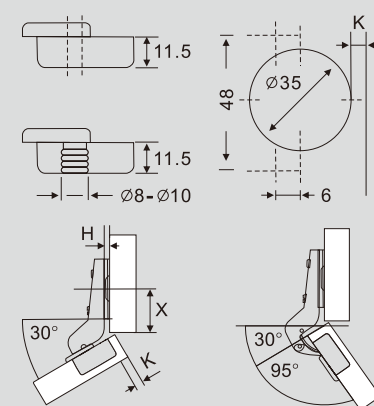
描述 DESCRIPTION




30°

材料: 铁镀镍
开门角度: 95°
杯尺寸: 35mm
深: 11.5mm
杯孔距: 45 / 48mm

Material: Steel with nickel plated
Angle of opening: 95°
Cup diameter: 35mm
Depth: 11.5mm
Hole Pitch: 45 / 48mm



可选配件 OPTIONAL ACCESSORY



R1 H=0

R2 H=0

▶ 45°/90° 一段力 ONE WAY

产品 PROUDUCT

描述 DESCRIPTION




45°

材料: 铁镀镍
开门角度: 95°
杯尺寸: 35mm
深: 11.5mm
杯孔距: 48mm

Material: Steel with nickel plated
Angle of opening: 95°
Cup diameter: 35mm
Depth: 11.5mm
Hole Pitch: 48mm



可选配件 OPTIONAL ACCESSORY



R1 H=0

R2 H=0

产品 PROUDUCT

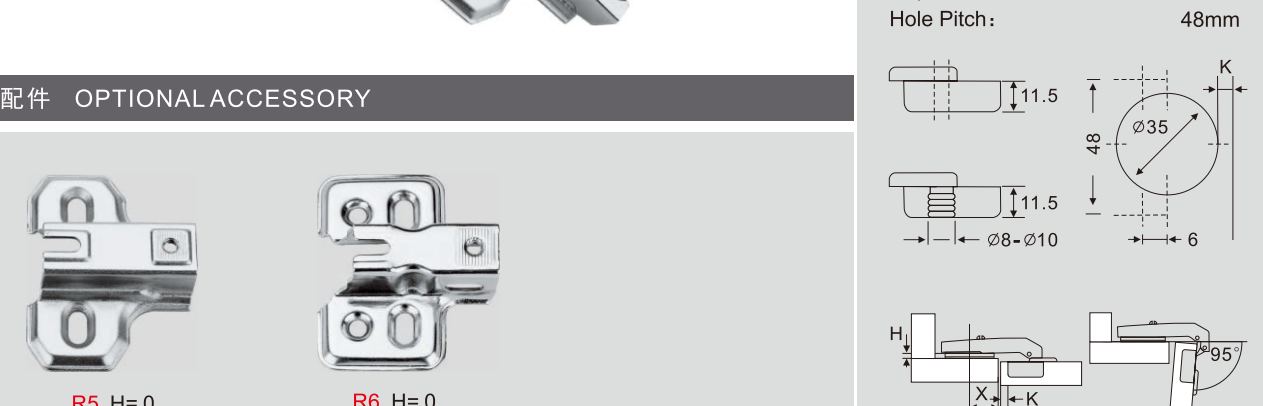
描述 DESCRIPTION




90°

材料: 铁镀镍
开门角度: 90°
杯尺寸: 35mm
深: 11.5mm
杯孔距: 48mm

Material: Steel with nickel plated
Angle of opening: 90°
Cup diameter: 35mm
Depth: 11.5mm
Hole Pitch: 48mm



可选配件 OPTIONAL ACCESSORY



R5 H=0

R6 H=0

Soft close hinge 液压缓冲铰链

▶ 2661/2668 一段力 ONE WAY

产品 PRODUCT	描述 DESCRIPTION
 <p style="font-size: 24pt; color: red; font-weight: bold;">2661</p> 	<p>材料: 铁镀镍 开门角度: 95° 杯尺寸: 26mm 深: 11.5mm 杯孔距: 38mm</p> <p>Material: Steel with nickel plated Angle of opening: 95° Cup diameter: 26mm Depth: 11.5mm Hole Pitch: 38mm H=0/H=2 base are available</p> 

产品 PRODUCT	描述 DESCRIPTION
 <p style="font-size: 24pt; color: red; font-weight: bold;">2668</p> 	<p>材料: 铁镀镍 开门角度: 95° 杯尺寸: 26mm 深: 11.5mm 杯孔距: 38mm</p> <p>Material: Steel with nickel plated Angle of opening: 95° Cup diameter: 26mm Depth: 11.5mm Hole Pitch: 38mm</p> 

▶ 一段力 ONE WAY

产品 PRODUCT	描述 DESCRIPTION
 <p style="font-size: 24pt; color: red; font-weight: bold;">1/2"</p>	<p>材料: 铁镀镍 开门角度: 95° 杯尺寸: 35mm 深: 11.5mm 杯孔距: 48mm</p> <p>Material: Steel with nickel plated Angle of opening: 95° Cup diameter: 35mm Depth: 11.5mm Hole Pitch: 48mm</p> 

产品 PRODUCT	描述 DESCRIPTION
 <p style="font-size: 24pt; color: red; font-weight: bold;">5/8"</p>	<p>材料: 铁镀镍 开门角度: 95° 杯尺寸: 40mm 深: 11.5mm 杯孔距: 52mm</p> <p>Material: Steel with nickel plated Angle of opening: 95° Cup diameter: 40mm Depth: 11.5mm Hole Pitch: 52mm</p> 

可选配件 OPTIONAL ACCESSORY


F001

Material: Steel
 材料: 铁




F002

Material: Steel
 材料: 铁



F003

Material: Steel
 材料: 铁



F004

Material: Steel
 材料: 铁



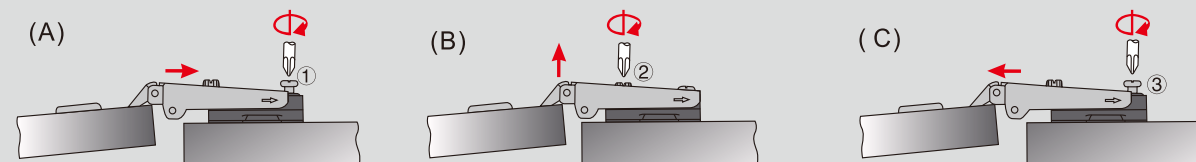
滑式铰链系统 (Slide on)

► Profession.Make DECORATIVE HARDWARE FITTINGS

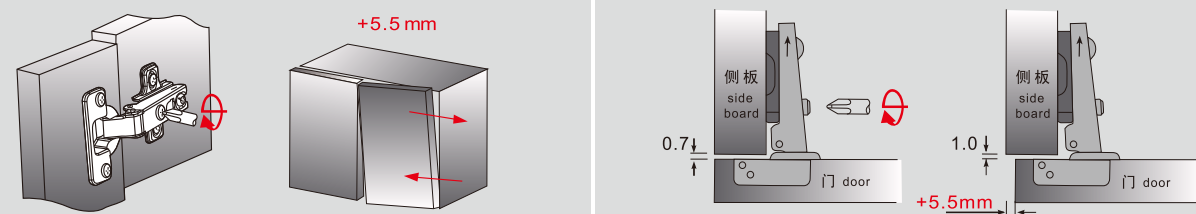
滑式铰链系统(SLIDE ON) 执行标准: QB/T2189-1995

如(A)图所示部分插入底板位置, 铰臂与底板配合锁紧螺丝①。调整调节螺丝②, 获得安装门板所需的盖位如(B)图, 即组完成。拆卸时如(C)图所示, 松开螺丝③即可拆卸。

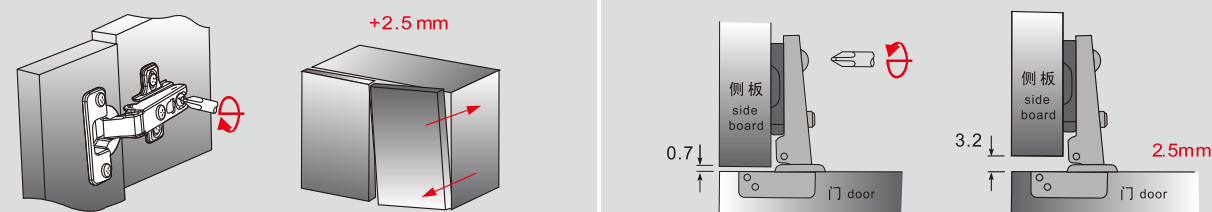
Join the hinge and plate as direction arrow shown as diagram(a), tighten the fixing screw(1), adjust the height of the adjusting screw, obtain the required door overlay shown as diagram(b), assembling completed. Disassembling shown as diagram(c) by loosening the fixing screw.



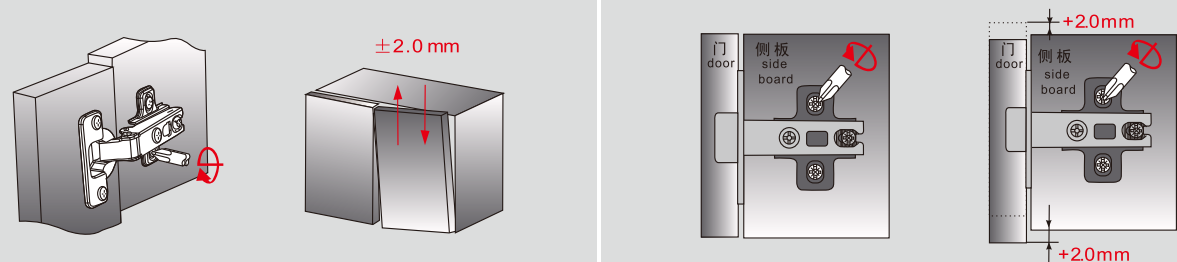
滑入式铰链门身的左右调校 SLIDE ON HINGE SIDE ADJUSTMENT



滑入式铰链深度调校 SLIDE ON HINGE DEPTH ADJUSTMENT



滑入式铰链上下调校 SLIDE ON HINGE HEIGHT ADJUSTMENT



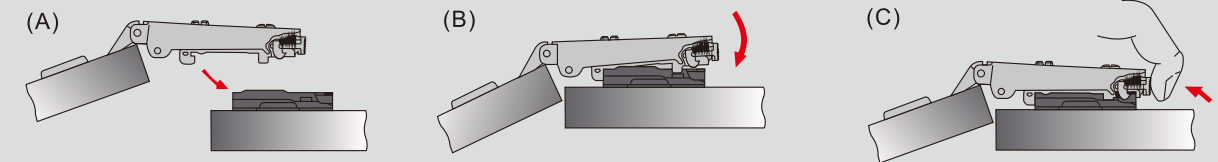
卡式铰链系统 (Clip on)

► Profession.Make DECORATIVE HARDWARE FITTINGS

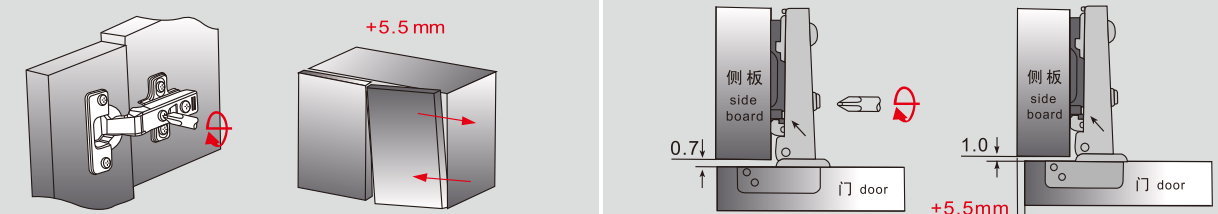
卡式铰链系统(CLIP ON) 执行标准: QB/T2189-1995

如(A)图所示部分插入底板扣位, 后端再倾斜压下如(B)图, 即组装完成。拆卸时如(C)图所示, 依箭头方向将按钮向内压即可拆卸。

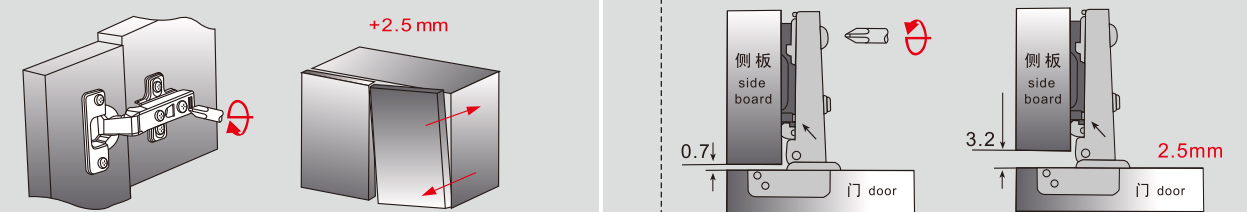
Clip the hinge to the plate shown as direction arrow in diagram(A), press down the hinge arm to lock the plate shown as direction arrow in diagram(B), assembling completed, disassembling shown as digram(C) by pushing the clip button.



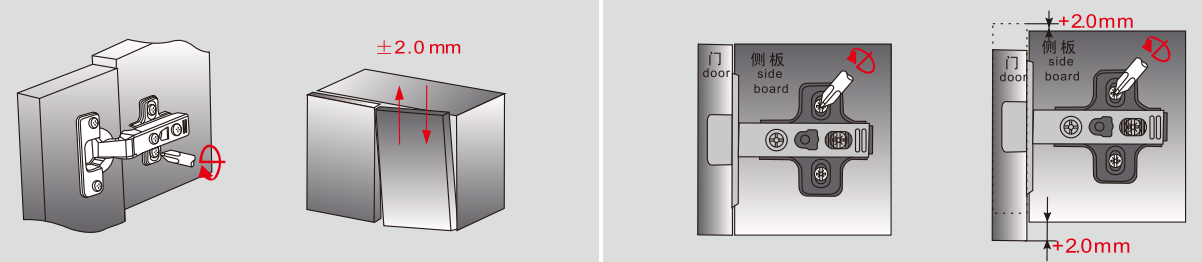
卡式铰链门身的左右调校 CLIP ON HINGE SIDE ADJUSTMENT



卡式铰链深度调校 CLIP ON HINGE DEPTH ADJUSTMENT




卡式铰链上下调校 CLIP ON HINGE HEIGHT ADJUSTMENT



Normal hinge 普通铰链

▶ 361 二段力 TWO WAY

产品 PROUDUCT

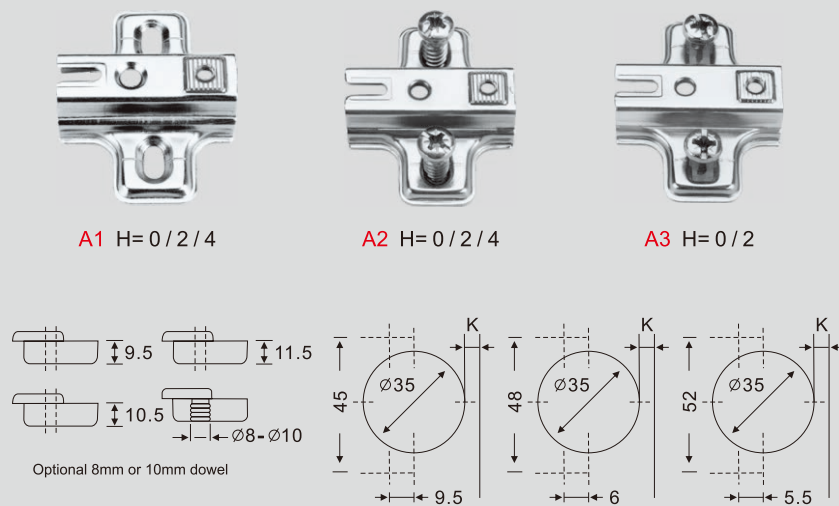


描述 DESCRIPTION

可选配件 OPTIONAL ACCESSORY

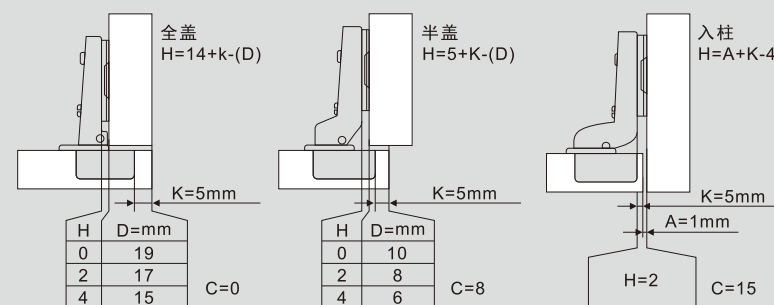
材料: 铁镀镍
 开门角度: 110°
 杯尺寸: 35mm
 深: 9.5 / 10.5 / 11.5mm
 杯孔距: 45 / 48 / 52mm

Material: Steel with nickel plated
 Angle of opening: 110°
 Cup diameter: 35mm
 Depth: 9.5 / 10.5 / 11.5mm
 Hole Pitch: 45 / 48 / 52mm



面板 (K) 可钻孔 3 毫米至 8 毫米, 家具厂商一般面板 (K) 钻孔选用 5 毫米。

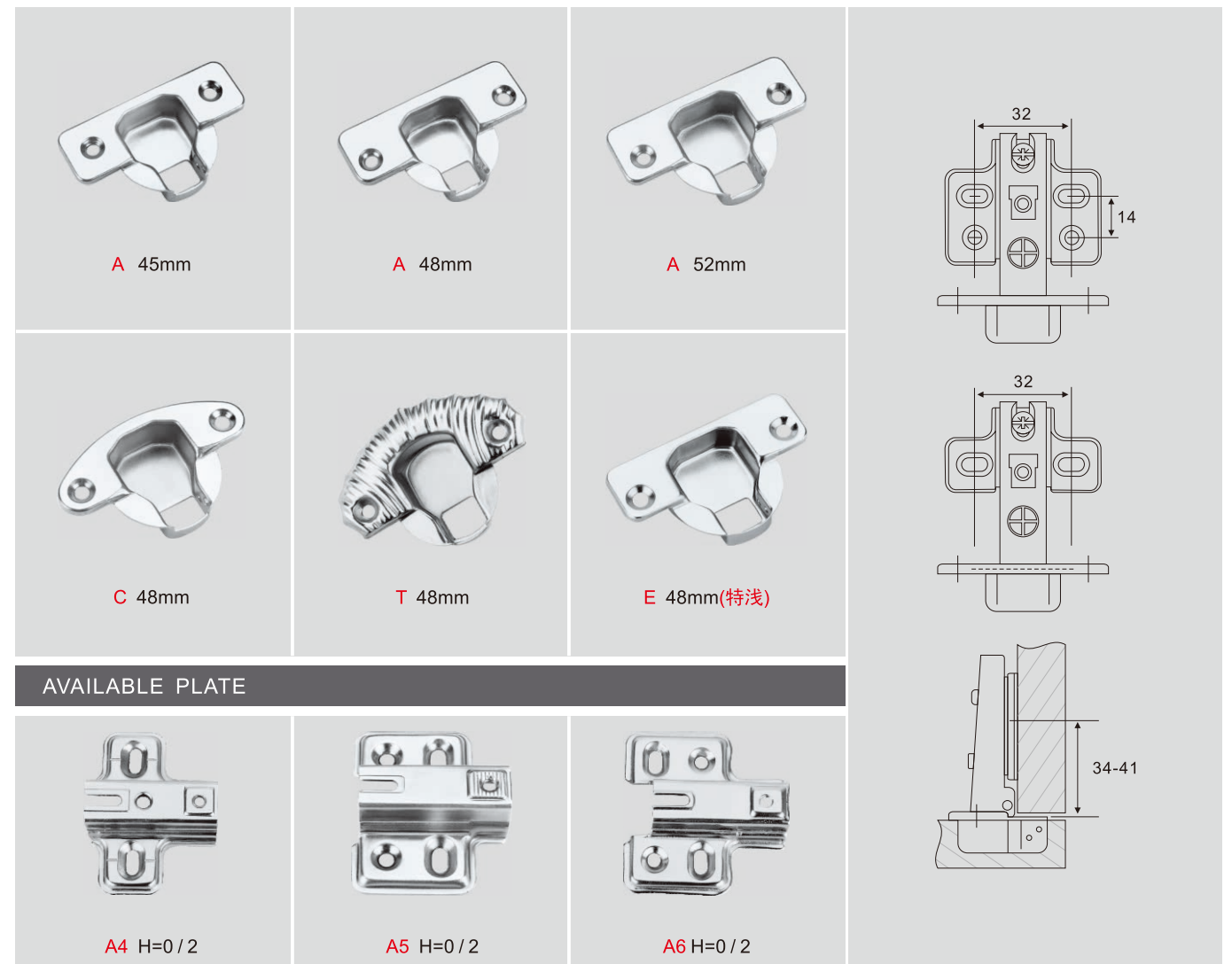
Board (k) can be drilled in 3-8mm (common furniture board is 5mm in thickness)




▶ 361 二段力 TWO WAY

CUP AVAILABLE

安装示意图 Illustration



DECORATIVE COVER



SCREW FITTING



Normal hinge 普通铰链

▶ 661 二段力 TWO WAY

产品 PRODUCT



Full Overlay C=0

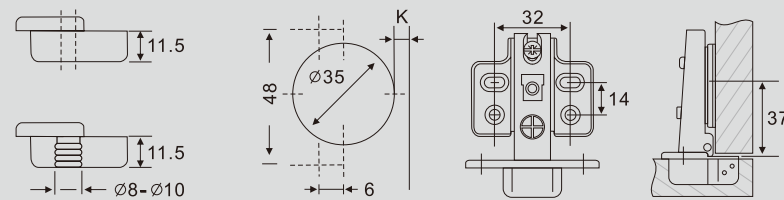

664

666

描述 DESCRIPTION 可选配件 OPTIONAL ACCESSORY

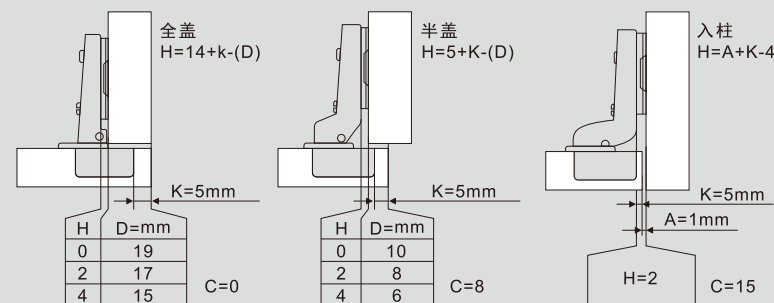
材料: 铁镀镍
 开门角度: 110°
 杯尺寸: 35mm
 深: 11.5mm
 杯孔距: 48mm

Material: Steel with nickel plated
 Angle of opening: 110°
 Cup diameter: 35mm
 Depth: 11.5mm
 Hole Pitch: 48mm




面板 (K) 可钻孔 3 毫米至 8 毫米, 家具厂商一般面板 (K) 钻孔选用 5 毫米。

Board (k) can be drilled in 3-8mm (common furniture board is 5mm in thickness)



▶ 366 二段力 TWO WAY

产品 PRODUCT



Full Overlay C=0

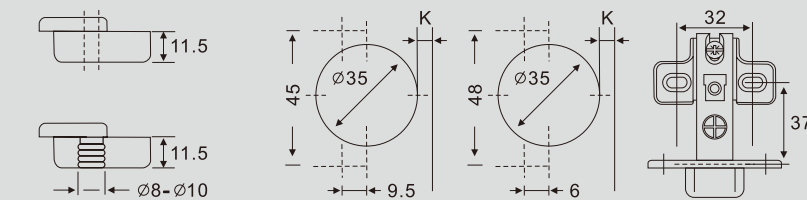

Half Overlay C=8

Inset C=15

描述 DESCRIPTION 可选配件 OPTIONAL ACCESSORY

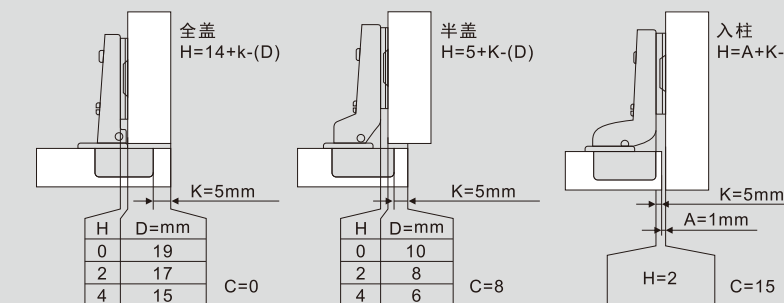
材料: 铁镀镍
 开门角度: 110°
 杯尺寸: 35mm
 深: 11.5mm
 杯孔距: 45 / 48mm

Material: Steel with nickel plated
 Angle of opening: 110°
 Cup diameter: 35mm
 Depth: 11.5mm
 Hole Pitch: 45 / 48mm



面板 (K) 可钻孔 3 毫米至 8 毫米, 家具厂商一般面板 (K) 钻孔选用 5 毫米。


Board (k) can be drilled in 3-8mm (common furniture board is 5mm in thickness)



Normal hinge 普通铰链

▶ 9802 一段力 ONE WAY

产品 PRODUCT



描述 DESCRIPTION	可选配件 OPTIONAL ACCESSORY
----------------	-------------------------

<p>材料: 铁镀镍</p> <p>开门角度: 95°</p> <p>杯尺寸: 35mm</p> <p>深: 11.5mm</p> <p>杯孔距: 48 / 52mm</p>	<p>E2 H=0/2 E3 H=0/2</p>
<p>Material: Steel with nickel plated</p> <p>Angle of opening: 95°</p> <p>Cup diameter: 35mm</p> <p>Depth: 11.5mm</p> <p>Hole Pitch: 48 / 52mm</p>	

面板 (K) 可钻孔 3 毫米至 8 毫米, 家具厂商一般面板 (K) 钻孔选用 5 毫米。

Board (k) can be drilled in 3-8mm (common furniture board is 5mm in thickness)

全盖 H=15+k-(D)	半盖 H=6+K-(D)	入柱 H=A+K-4																								
<table border="1"> <tr><th>H</th><th>D=mm</th></tr> <tr><td>0</td><td>20</td></tr> <tr><td>2</td><td>18</td></tr> <tr><td>4</td><td>16</td></tr> </table> <p>C=0</p>	H	D=mm	0	20	2	18	4	16	<table border="1"> <tr><th>H</th><th>D=mm</th></tr> <tr><td>0</td><td>11</td></tr> <tr><td>2</td><td>9</td></tr> <tr><td>4</td><td>7</td></tr> </table> <p>C=9</p>	H	D=mm	0	11	2	9	4	7	<table border="1"> <tr><th>H</th><th>D=mm</th></tr> <tr><td>0</td><td>11</td></tr> <tr><td>2</td><td>9</td></tr> <tr><td>4</td><td>7</td></tr> </table> <p>C=17</p>	H	D=mm	0	11	2	9	4	7
H	D=mm																									
0	20																									
2	18																									
4	16																									
H	D=mm																									
0	11																									
2	9																									
4	7																									
H	D=mm																									
0	11																									
2	9																									
4	7																									

▶ 362 一段力 ONE WAY

产品 PRODUCT



描述 DESCRIPTION	可选配件 OPTIONAL ACCESSORY
----------------	-------------------------

<p>材料: 铁镀镍</p> <p>开门角度: 105°</p> <p>杯尺寸: 35mm</p> <p>深: 9.5/11.5mm</p> <p>杯孔距: 45 / 48 / 52 mm</p>	<p>F1 H= 2 F2 H=0/2</p>
<p>Material: Steel with nickel plated</p> <p>Angle of opening: 105°</p> <p>Cup diameter: 35mm</p> <p>Depth: 9.5/11.5mm</p> <p>Hole Pitch: 45 / 48 / 52 mm</p>	

面板 (K) 可钻孔 3 毫米至 8 毫米, 家具厂商一般面板 (K) 钻孔选用 5 毫米。


Board (k) can be drilled in 3-8mm (common furniture board is 5mm in thickness)

全盖 H=15+k-(D)	半盖 H=6+K-(D)	入柱 H=A+K-4																								
<table border="1"> <tr><th>H</th><th>D=mm</th></tr> <tr><td>0</td><td>20</td></tr> <tr><td>2</td><td>18</td></tr> <tr><td>4</td><td>16</td></tr> </table> <p>C=0</p>	H	D=mm	0	20	2	18	4	16	<table border="1"> <tr><th>H</th><th>D=mm</th></tr> <tr><td>0</td><td>11</td></tr> <tr><td>2</td><td>9</td></tr> <tr><td>4</td><td>7</td></tr> </table> <p>C=9</p>	H	D=mm	0	11	2	9	4	7	<table border="1"> <tr><th>H</th><th>D=mm</th></tr> <tr><td>0</td><td>11</td></tr> <tr><td>2</td><td>9</td></tr> <tr><td>4</td><td>7</td></tr> </table> <p>C=17</p>	H	D=mm	0	11	2	9	4	7
H	D=mm																									
0	20																									
2	18																									
4	16																									
H	D=mm																									
0	11																									
2	9																									
4	7																									
H	D=mm																									
0	11																									
2	9																									
4	7																									

Mini hinge 迷你铰链

▶ 126 二段力 TWO WAY


产品 PRODUCT



Full Overlay C=0



Half Overlay C=8



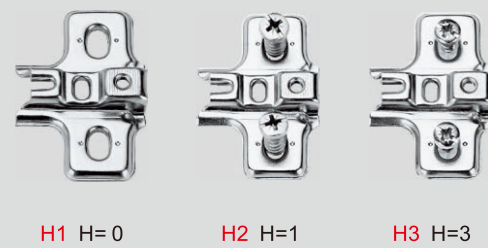
Inset C=15

描述 DESCRIPTION

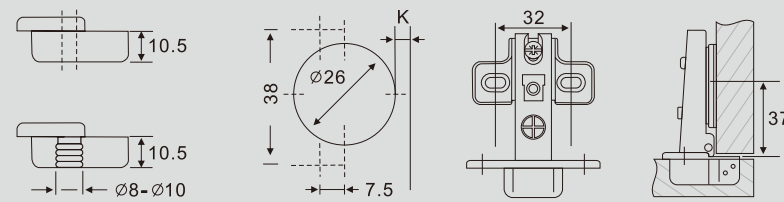
材料: 铁镀镍
 开门角度: 95°
 杯尺寸: 26mm
 深: 10.5mm
 杯孔距: 38mm

Material: Steel with nickel plated
 Angle of opening: 95°
 Cup diameter: 26mm
 Depth: 10.5mm
 Hole Pitch: 38mm

可选配件 OPTIONAL ACCESSORY

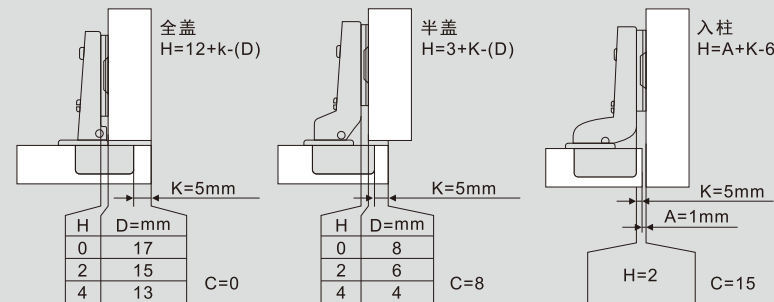


H1 H=0 H2 H=1 H3 H=3



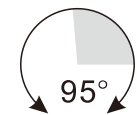
面板 (K) 可钻孔 3 毫米至 8 毫米, 家具厂商一般面板 (K) 钻孔选用 5 毫米。

Board (k) can be drilled in 3-8mm (common furniture board is 5mm in thickness)



▶ 161 一段力 ONE WAY

产品 PRODUCT



Full Overlay C=0



Half Overlay C=9



Inset C=17

描述 DESCRIPTION

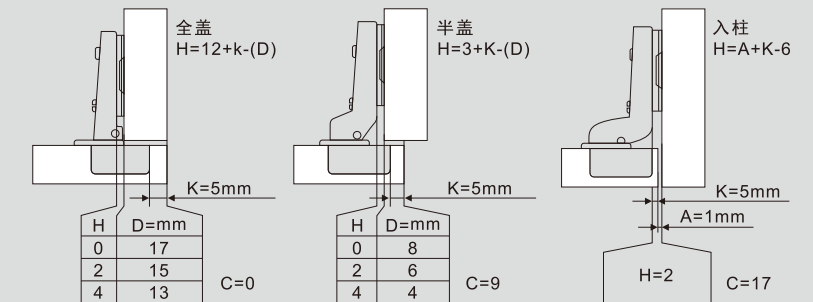
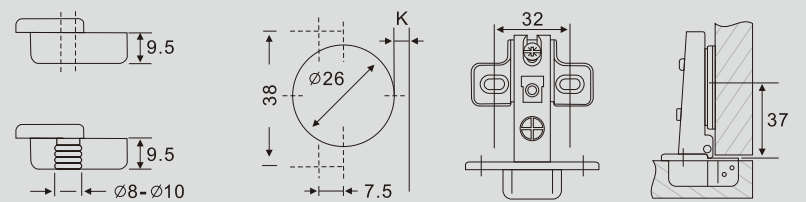
材料: 铁镀镍
 开门角度: 95°
 杯尺寸: 26mm
 深: 9.5mm
 杯孔距: 38 mm

Material: Steel with nickel plated
 Angle of opening: 95°
 Cup diameter: 26mm
 Depth: 9.5mm
 Hole Pitch: 38 mm

可选配件 OPTIONAL ACCESSORY



J1 H=0 J2 H=0 J3 H=0



Angle hinge 角度铰链

▶ 15° / 20° / 30° / 45° 二段力 TWO WAY

产品 PROUDUCT



15°

描述 DESCRIPTION

材料:	铁镀镍	Material:	Steel with nickel plated
开门角度:	95°	Angle of opening:	95°
杯尺寸:	35mm	Cup diameter:	35mm
深:	11.5mm	Depth:	11.5mm
杯孔距:	45 / 48mm	Hole Pitch:	45 / 48mm

可选配件 OPTIONAL ACCESSORY



A1 H=0/2/4 A5 H=0/2 A2 H=0/2/4

产品 PROUDUCT

产品 PROUDUCT



20°

描述 DESCRIPTION

材料:	铁镀镍	Material:	Steel with nickel plated
开门角度:	95°	Angle of opening:	95°
杯尺寸:	35mm	Cup diameter:	35mm
深:	11.5mm	Depth:	11.5mm
杯孔距:	45 / 48mm	Hole Pitch:	45 / 48mm

可选配件 OPTIONAL ACCESSORY



A1 H=0/2/4 A5 H=0/2 A2 H=0/2/4

产品 PROUDUCT



30°

描述 DESCRIPTION

材料:	铁镀镍	Material:	Steel with nickel plated
开门角度:	95°	Angle of opening:	95°
杯尺寸:	35mm	Cup diameter:	35mm
深:	11.5mm	Depth:	11.5mm
杯孔距:	45 / 48mm	Hole Pitch:	45 / 48mm

可选配件 OPTIONAL ACCESSORY



A1 H=0/2/4 A5 H=0/2 A2 H=0/2/4

产品 PROUDUCT



45°

描述 DESCRIPTION

材料:	铁镀镍	Material:	Steel with nickel plated
开门角度:	95°	Angle of opening:	95°
杯尺寸:	35mm	Cup diameter:	35mm
深:	11.5mm	Depth:	11.5mm
杯孔距:	45 / 48mm	Hole Pitch:	45 / 48mm

可选配件 OPTIONAL ACCESSORY



A1 H=0/2/4 A5 H=0/2 A2 H=0/2/4

产品 PROUDUCT

▶ 90° / 135° / -30° / -45° 二段力 TWO WAY

产品 PROUDUCT



90°

描述 DESCRIPTION

材料:	铁镀镍	Material:	Steel with nickel plated
开门角度:	90°	Angle of opening:	90°
杯尺寸:	35mm	Cup diameter:	35mm
深:	11.5mm	Depth:	11.5mm
杯孔距:	45 / 48mm	Hole Pitch:	45 / 48mm

可选配件 OPTIONAL ACCESSORY



A1 H=0/2/4 A5 H=0/2 A2 H=0/2/4

产品 PROUDUCT

产品 PROUDUCT



135°

描述 DESCRIPTION

材料:	铁镀镍	Material:	Steel with nickel plated
开门角度:	135°	Angle of opening:	135°
杯尺寸:	35mm	Cup diameter:	35mm
深:	11.5mm	Depth:	11.5mm
杯孔距:	45 / 48mm	Hole Pitch:	45 / 48mm

可选配件 OPTIONAL ACCESSORY



A1 H=0/2/4 A5 H=0/2 A2 H=0/2/4

产品 PROUDUCT



-30°

描述 DESCRIPTION

材料:	铁镀镍	Material:	Steel with nickel plated
开门角度:	95°	Angle of opening:	95°
杯尺寸:	35mm	Cup diameter:	35mm
深:	11.5mm	Depth:	11.5mm
杯孔距:	45 / 48mm	Hole Pitch:	45 / 48mm

可选配件 OPTIONAL ACCESSORY



A1 H=0/2/4 A5 H=0/2 A2 H=0/2/4

产品 PROUDUCT



-45°

描述 DESCRIPTION

材料:	铁镀镍	Material:	Steel with nickel plated
开门角度:	95°	Angle of opening:	95°
杯尺寸:	35mm	Cup diameter:	35mm
深:	11.5mm	Depth:	11.5mm
杯孔距:	45 / 48mm	Hole Pitch:	45 / 48mm

可选配件 OPTIONAL ACCESSORY




A1 H=0/2/4 A5 H=0/2 A2 H=0/2/4

产品 PROUDUCT

Normal hinge 普通铰链

▶ 165° 一段力 ONE WAY

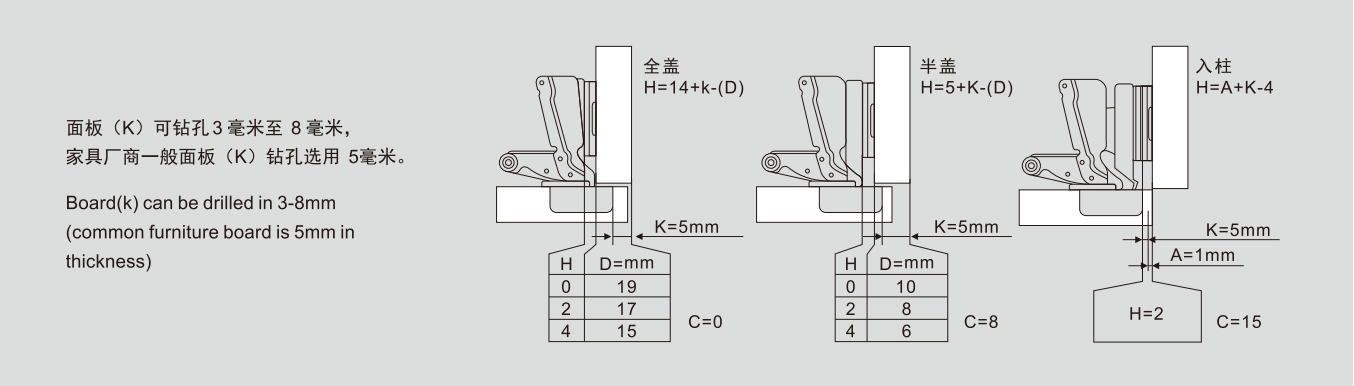

产品 PRODUCT



描述 DESCRIPTION 可选配件 OPTIONAL ACCESSORY


材料: 铁镀镍
 开门角度: 165°
 杯尺寸: 35mm
 深: 11.5mm
 杯孔距: 45 / 48 mm

Material: Steel with nickel plated
 Angle of opening: 165°
 Cup diameter: 35mm
 Depth: 11.5mm
 Hole Pitch: 45 / 48 mm



▶ 401 二段力 TWO WAY

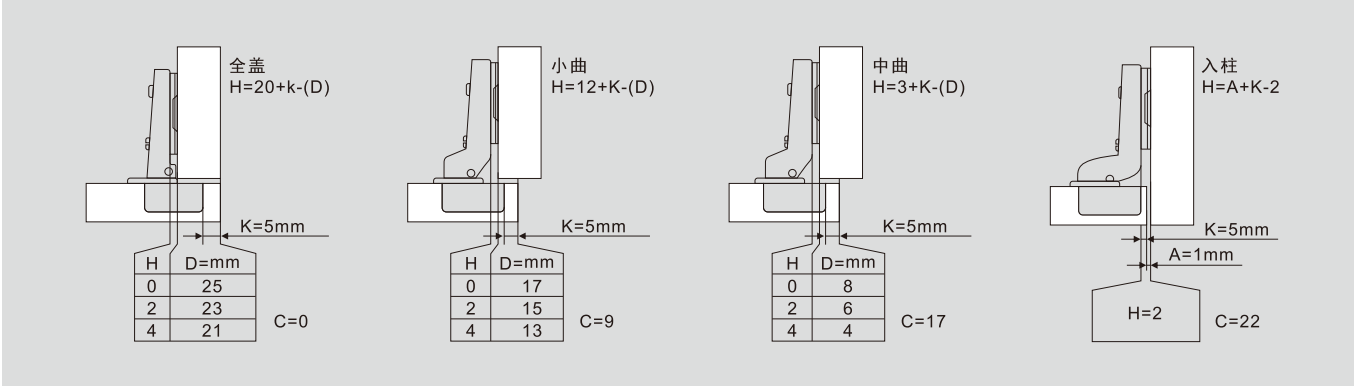
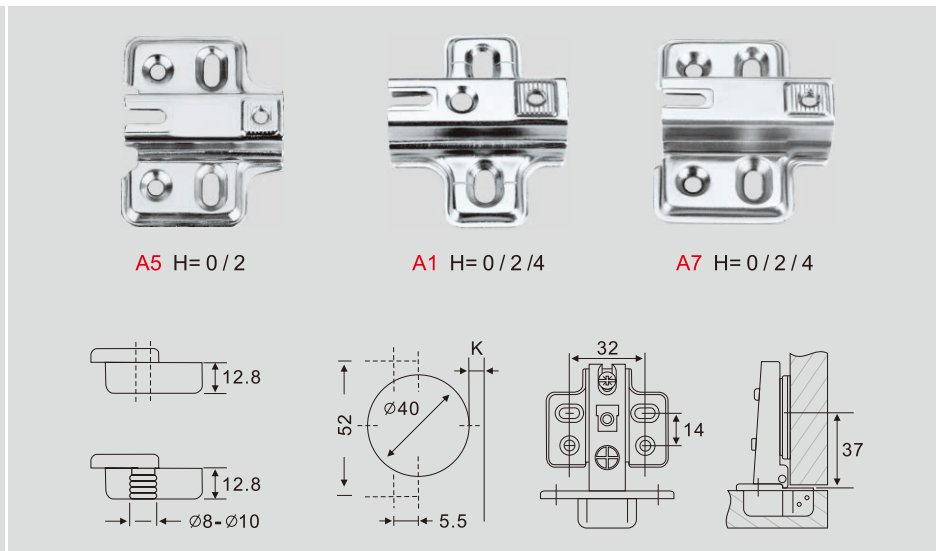
产品 PRODUCT



描述 DESCRIPTION 可选配件 OPTIONAL ACCESSORY

材料: 铁镀镍
 开门角度: 95°
 杯尺寸: 40mm
 深: 12.8mm
 杯孔距: 52mm

Material: Steel with nickel plated
 Angle of opening: 95°
 Cup diameter: 40mm
 Depth: 12.8mm
 Hole Pitch: 52mm



INTERNATIONAL
PATENT PRODUCTS

BALL BEARING SLIDES

In order to satisfy the market demand
we make various ball bearing slide
from mini slide to 45mm slide
soft closing and stainless steel
or even with patent push open
There will be always one type for you



17MM

32MM

35MM

42MM

45MM



HAUTINE HARDWARE CO., LTD.

HUAXUAN BLD., NO.1558 CAOAN ROAD, SHANGHAI, CHINA

Tel: 86-21-69186759,69186780

Fax: 86-21-69185619

E-Mail: hautine@hautine.com

PUSH-OPEN 自弹钢珠滑轨

▶ 4515P / S4512P

产品 PRODUCT



描述 DESCRIPTION

材料: 冷轧钢板 / 不锈钢

表面处理: 镀蓝锌、彩锌、黑锌加防锈油膜

建议用途: 中承载的活动柜, 柜台抽屉, 一般家具或任何需要40公斤或以下承载, 要求全展的用途。

产品特点: 安装时可微调间隙, 快速分离机构。避震珠条吸收冲撞, 防止抽屉弹出机构。

安装方式: 侧面安装。12.7±0.2mm

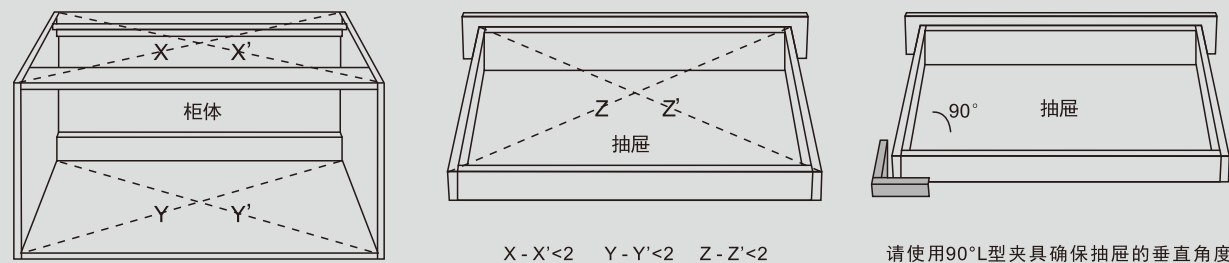
Material: Cold-rolled steel plate / Stainless steel

Finish: Blue zinc-plated, color zinc-plated, black-plated with anti-rust sealer

Recommended applications: Mid-duty movable cabinet, desk drawer, ordinary furniture, or any applications requiring 40kg load or less and requiring full extension. Product features: Fine adjustment of gap is possible when installing; quick separation mechanism; vibration prevention ball strip for absorbing impulsive force, and mechanism to prevent drawer from spring out.

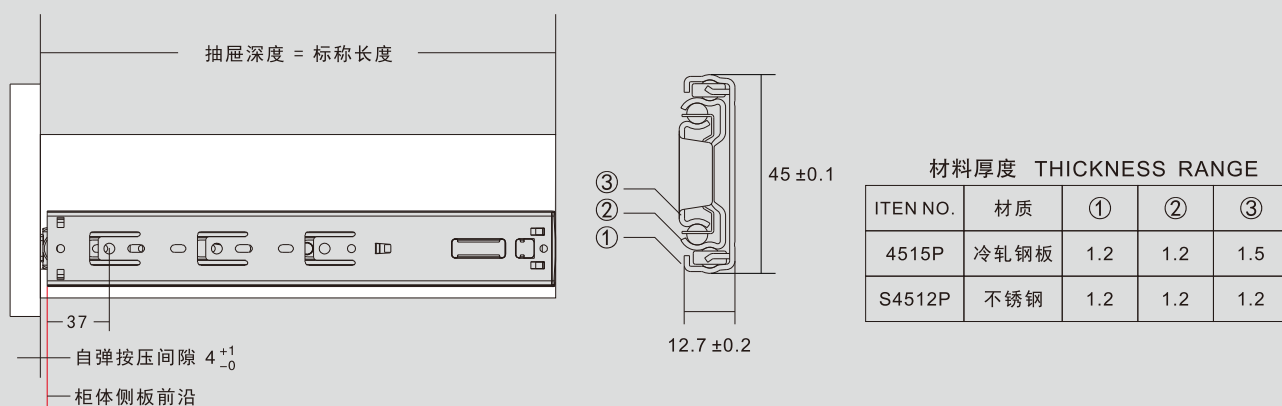
Installation method: Side mounting. 12.7±0.2mm

安装环境要求 INSTALLATION ENVIRONMENT REQUIREMENTS



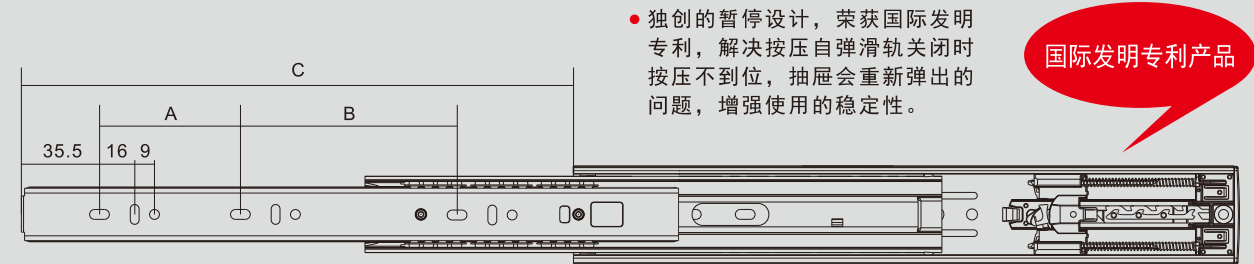
1. 应确保木材的干燥度, 避免安装后木材变形造成的尺寸误差, 影响滑轨的顺畅度。
2. 柜体和抽屉在制作过程中应严格控制裁切及组装后的垂直角度, 确保X?Y?Z对角线的误差<2?

柜体的内部空间需求 CABINET SPACE REQUIREMENTS



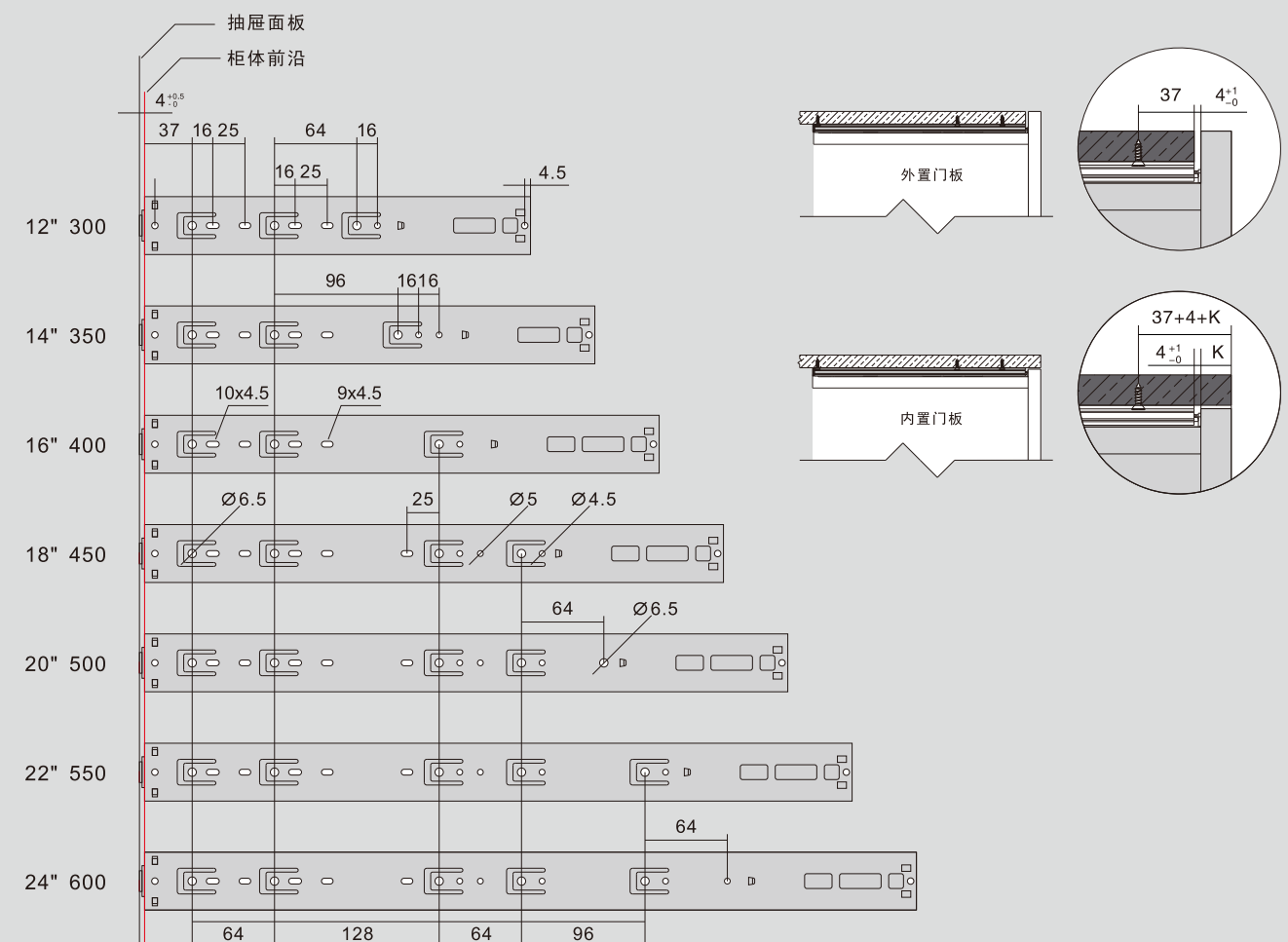
▶ 4515P / S4512P

安装示意图 INSTALLATION DIAGRAM



SIZE	12" 300	14" 350	16" 400	18" 450	20" 500	22" 550	24" 600
A ±0.3	160	96	128	128	160	192	224
B ±0.3		128	128	160	192	192	224
C ±3	275	325	375	425	475	525	575

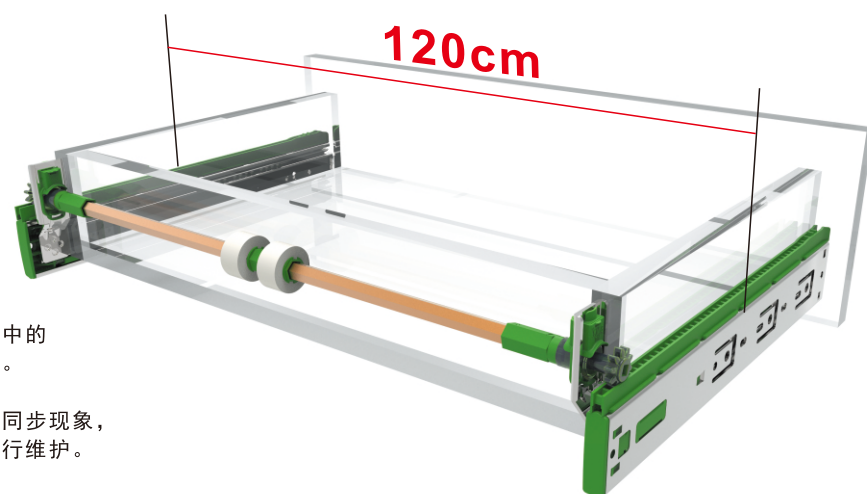
柜体轨道上的螺丝位置 SERREW POSITIONS OF THE SLIDES



超大抽屉专用 120cm 全程同步稳定器

For super big drawer box 120cm whole process synchronize stable system

国际发明专利产品



- 荣获多项国际发明专利
- 全程同步平衡，解决大抽屉使用过程中的摇摆晃动问题，延长滑轨的使用寿命。
- 自我矫正设计，如使用过程中出现不同步现象，使用者可自行修正，无需专业人员进行维护。

描述 DESCRIPTION

材料：冷轧钢板 / 不锈钢

表面处理：镀蓝锌、彩锌、黑锌加防锈油膜

建议用途：中承载的活动柜，柜台抽屉，一般家具或任何需要40公斤或以下承载，要求全展的用途。

产品特点：安装时可微调间隙，快速分离机构。避震珠条吸收冲撞，防止抽屉弹出机构。

安装方式：侧面安装。12.7+0.2mm

Material: Cold-rolled steel plate / Stainless steel

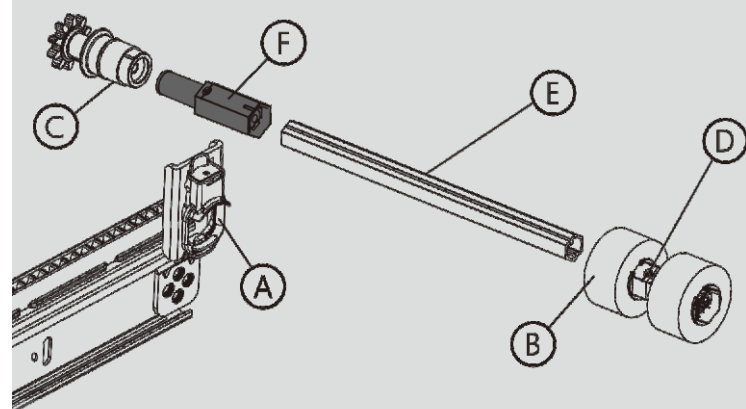
Finish: Blue zinc-plated, color zinc-plated, black-plated with anti-rust sealer

Recommended applications: Mid-duty movable cabinet, desk drawer, ordinary furniture, or any applications requiring 40kg load or less and requiring full extension.

Product features: Fine adjustment of gap is possible when installing; quick separation mechanism; vibration prevention ball strip for absorbing impulsive force, and mechanism to prevent drawer from spring out.

Installation method: Side mounting. 12.7+0.2mm

所含配件 CONTAINING ACCESSORIES

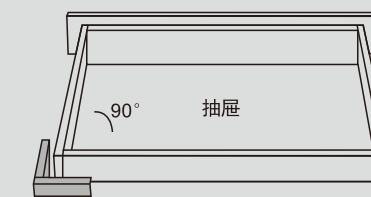
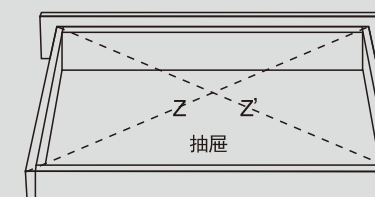
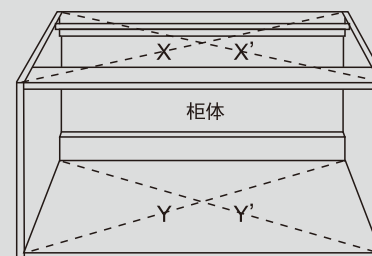


产品安装视频

所含配件 CONTAINING ACCESSORIES

编号	零件名称	数量
(A)	自弹滑轨	2
(B)	防甩海绵	2
(C)	齿轮	2
(D)	延长接头	1
(E)	六角铝杆	2
(F)	转接头	2

????? INSTALLATION ENVIRONMENT REQUIREMENTS

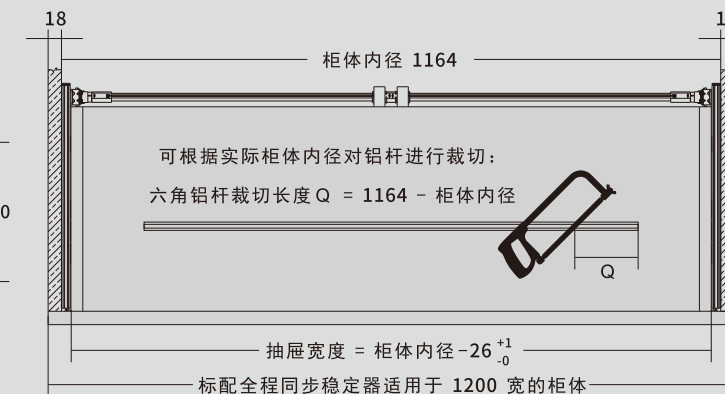
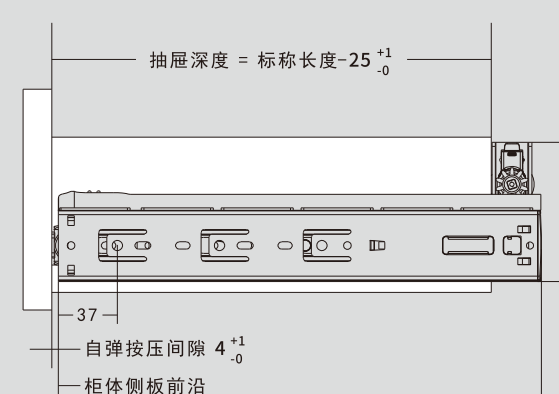


$X - X' < 2$ $Y - Y' < 2$ $Z - Z' < 2$

请使用90°L型夹具确保抽屉的垂直角度

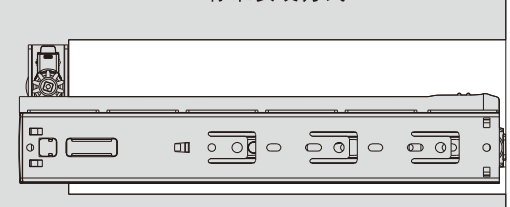
1. 应确保木材的干燥度，避免安装后木材变形造成的尺寸误差，影响滑轨的顺畅度。
2. 柜体和抽屉在制作过程中应严格控制裁切及组装后的垂直角度，确保X?Y?Z对角线的误差<2?

柜体的内部空间需求 CABINET SPACE REQUIREMENTS

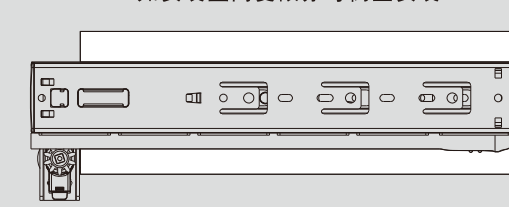


安装示意图 INSTALLATION DIAGRAM

标准安装方式

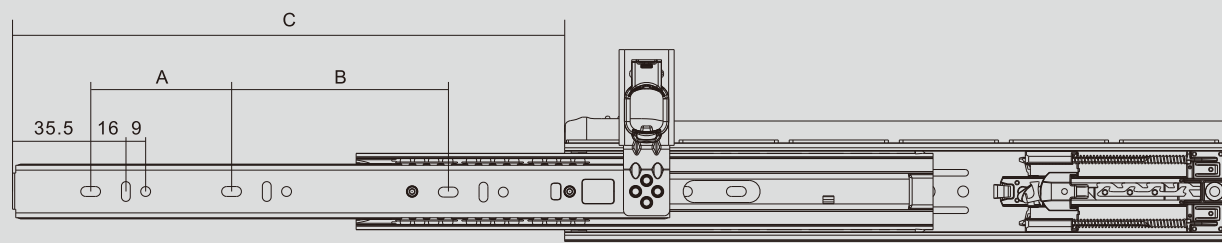
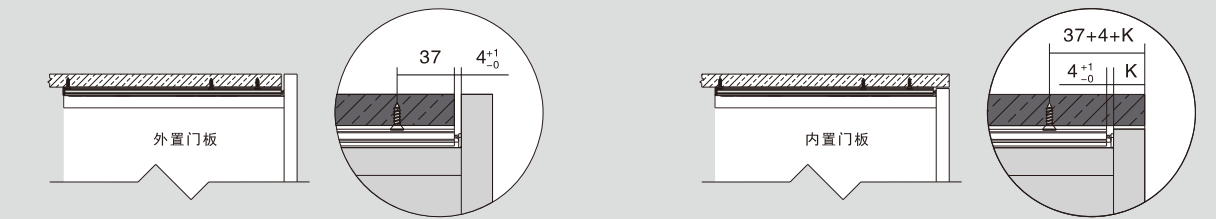


如安装空间受限亦可倒置安装

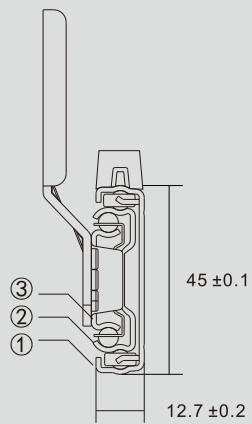
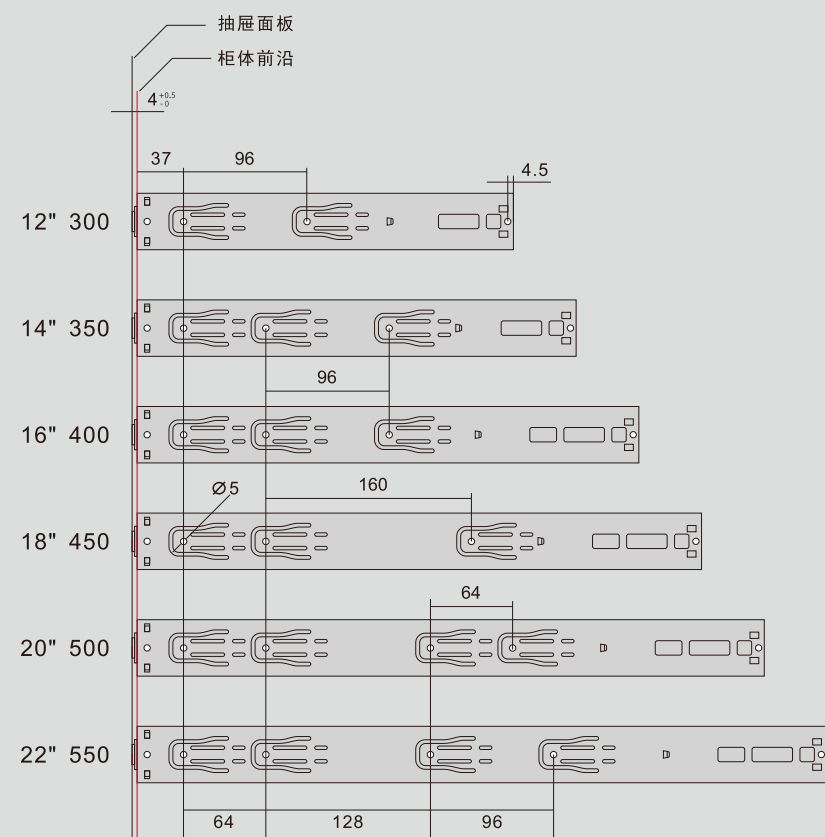


本产品经过复杂的质量检测，从而能够保证五金产品陪伴家具终身使用。而良好的日常护理同样重要。护理时请注意：

1. 避免将产品直接暴露在安装现场，以免灰尘进入产品内部影响其性能。
2. 请用吸尘器吸去灰尘。请勿使用气泵以防灰尘被吹入。
3. 请用半干湿的、柔软性较高的、不起毛的抹布或海绵擦拭；建议用清水擦拭，之后请务必保持表面干燥。
4. 勿使用去污粉、铁丝绒等清洁用具，强力去污剂及消毒液剂请勿使用。

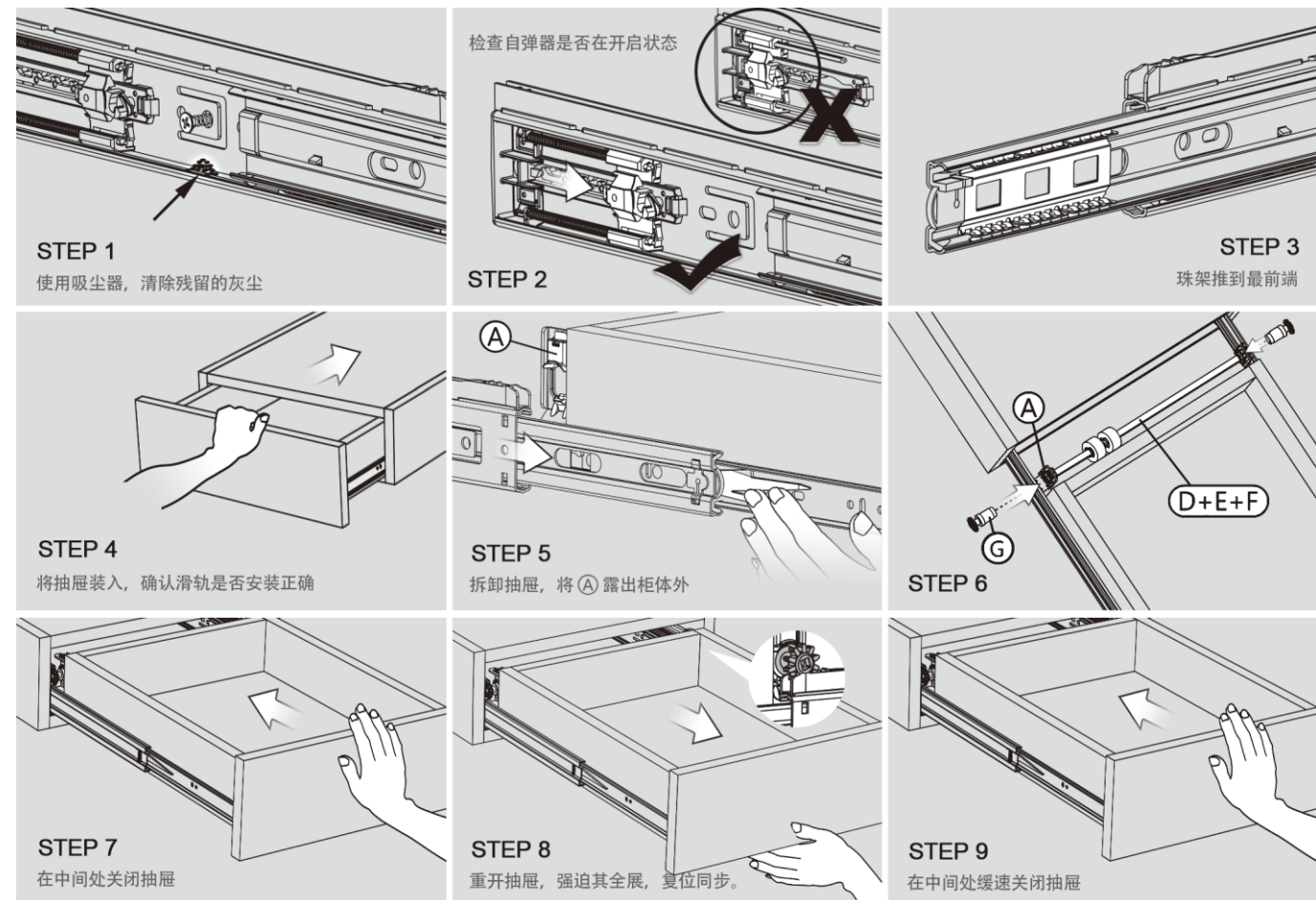
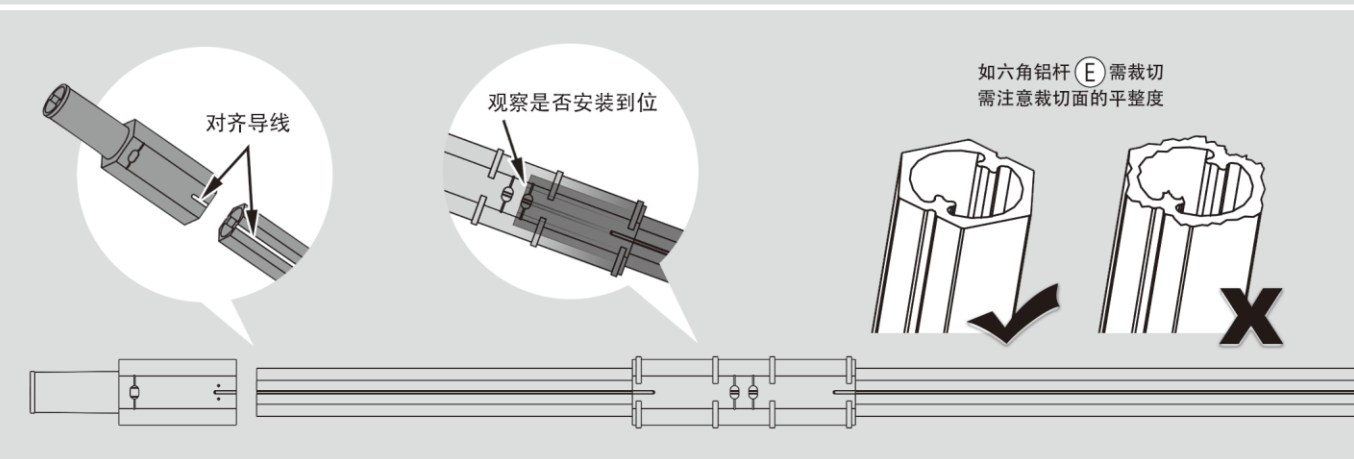
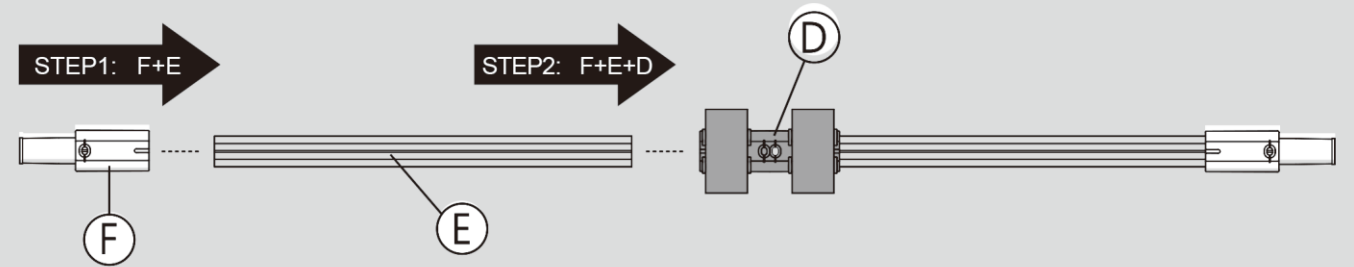


SIZE	12" 300	14" 350	16" 400	18" 450	20" 500	22" 550
A ±0.3	160	96	128	128	160	192
B ±0.3		128	128	160	192	192
C ±3	250	300	350	400	450	500



材料厚度 THICKNESS RANGE


ITEN NO.	材质	①	②	③
4515SP	冷轧钢板	1.2	1.2	1.5
S4512SP	不锈钢	1.2	1.2	1.2



BALL BEARING SLIDE 钢珠滑轨

▶ R17 Series 17mm 双向二节走珠滑轨 17MM MINI BALL BEARING SLIDE

产品 PRODUCT

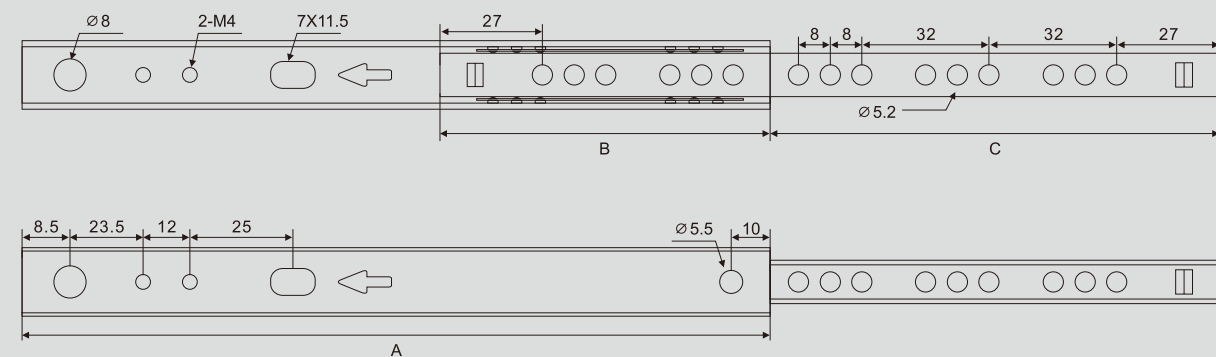


描述 DESCRIPTION

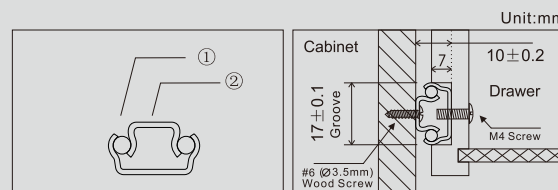
材料: 冷轧钢板/镀锌板
 表面处理: 镀蓝锌、彩锌、黑锌加防锈油膜
 建议用途: 轻承载的活动柜, 柜台抽屉, 一般家具或任何需要10公斤或以下承载, 要求3/4展的用途。
 产品特点: 可双向滑动。不可分离。
 安装方式: 侧面安装。9.8+0.2mm

Material: Cold-rolled steel plate / Galvanized sheet
 Finish: Blue zinc-plated, color zinc-plated, black-plated with anti-rust sealer
 Recommended applications: Light-duty movable cabinet, desk drawer, or dinary Furniture, or any applications requiring 10kg load or less and requiring 3/4 extension.
 Product features: Two way travel. Inseparable.
 Installation method: Side mounting, 9.8+0.2mm

安装示意图 INSTALLATION DIAGRAM



SIZE	A ⁺⁰ / _{-0.5}	B ±3	C ±0.5
182	182	77	105
214	214	77	137
246	246	77	169
278	278	95	183
310	310	95	215
342	342	120	222
374	374	120	254
406	406	120	286
438	438	120	308



材料厚度 THICKNESS RANGE

ITEN NO.	①	②	③
R1709	0.9	0.9	1.0
R1708	0.8	0.8	1.0



▶ W32 Series 32mm 三节外珠沟钢珠滑轨 3-FOLD BALL BEARING SLIDE

产品 PRODUCT

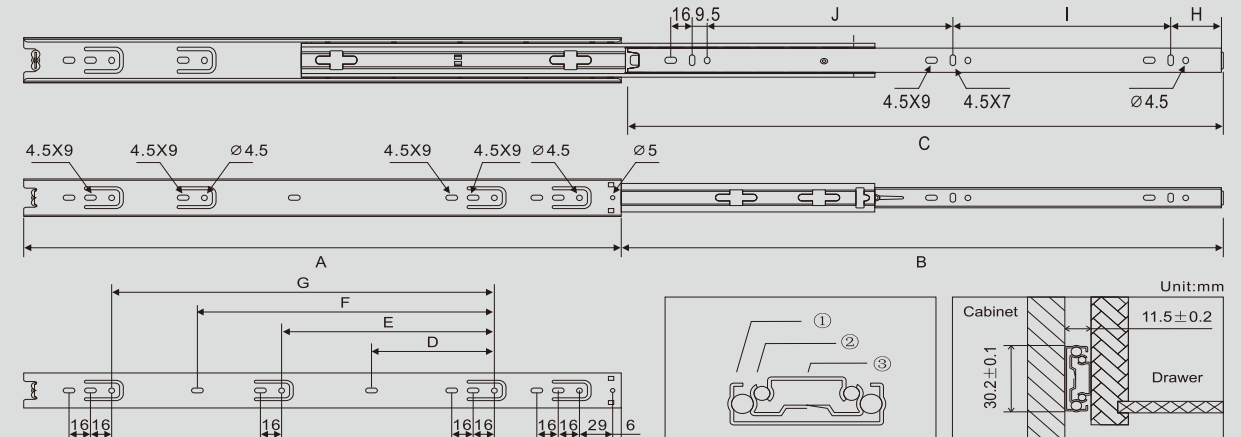


描述 DESCRIPTION

材料: 冷轧钢板
 表面处理: 镀蓝锌、彩锌、黑锌加防锈油膜
 建议用途: 中承载的活动柜, 柜台抽屉, 一般家具或任何需要15公斤或以下承载, 要求全展的用途。
 产品特点: 安装时可微调间隙, 快速分离机构。避震珠条吸收冲撞, 防止抽屉弹出机构。
 安装方式: 侧面安装。11.5+0.2mm

Material: Cold-rolled steel plate
 Finish: Blue zinc-plated, color zinc-plated, black-plated with anti-rust sealer
 Recommended applications: Mid-duty movable cabinet, desk drawer, ordinary furniture, or any applications requiring 15kg load or less and requiring full extension. Product features: Fine adjustment of gap is possible when installing; quick separation mechanism; vibration prevention ball strip for absorbing impulsive force, and mechanism to prevent drawer from spring out.
 Installation method: Side mounting, 11.5+0.2mm

安装示意图 INSTALLATION DIAGRAM



SIZE	A ⁺⁰ / _{-0.5}	B ±3	C ±0.5	D ±0.3	E ±0.3	F ±0.3	G ±0.3	H ±0.3	I ±0.3	J ±0.3
10"	250	253	247	96	160	224	26	192	128	128
12"	300	303	297	96	160	224	26	128	128	128
14"	350	353	347	96	160	224	26	128	128	128
16"	400	403	397	96	160	224	26	128	128	128

材料厚度 THICKNESS RANGE

ITEN NO.	①	②	③
W3208	0.8	0.8	0.8
W3207	0.7	0.7	0.7

BALL BEARING SLIDE 钢珠滑轨

▶ W35 Series 35mm 三节外珠沟钢珠滑轨 35MM 3-FOLD BALL BEARING SLIDE

产品 PRODUCT



描述 DESCRIPTION

材料: 冷轧钢板

表面处理: 镀蓝锌、彩锌、黑锌加防锈油膜

建议用途: 中承载的活动柜, 柜台抽屉, 一般家具或任何需要30公斤或以下承载, 要求全展的用途。

产品特点: 安装时可微调间隙, 快速分离机构。避震珠条吸收冲撞, 防止抽屉弹出机构。

安装方式: 侧面安装。12.5±0.2mm

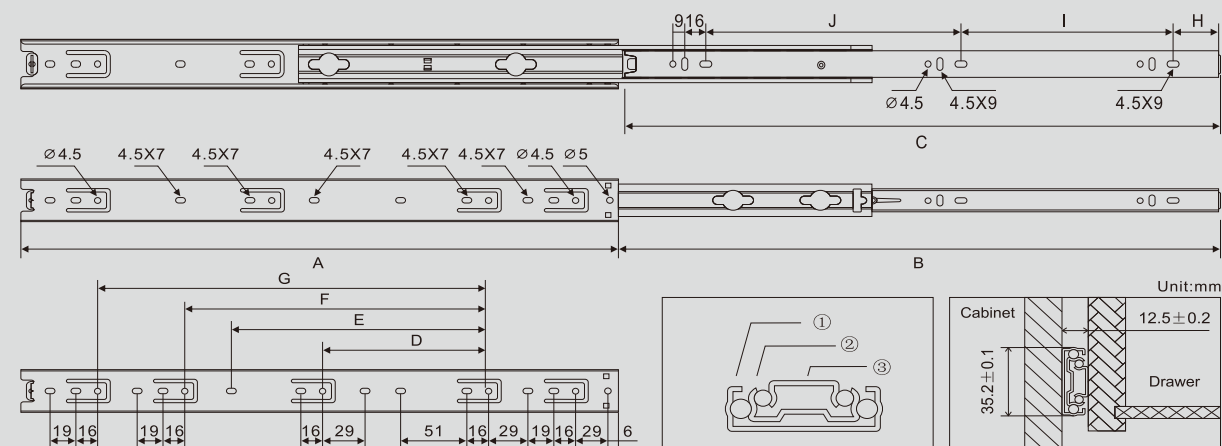
Material: Cold-rolled steel plate

Finish: Blue zinc-plated, color zinc-plated, black-plated with anti-rust sealer

Recommended applications: Mid-duty movable cabinet, desk drawer, ordinary furniture, or any applications requiring 30kg load or less and requiring full extension. Product features: Fine adjustment of gap is possible when installing; quick separation mechanism; vibration prevention ball strip for absorbing impulsive force, and mechanism to prevent drawer from spring out.

Installation method: Side mounting. 12.5±0.2mm

安装示意图 INSTALLATION DIAGRAM



SIZE	A ⁺⁰ / _{-0.5}	B ±3	C ±0.5	D ±0.3	E ±0.3	F ±0.3	G ±0.3	H ±0.3	I ±0.3	J ±0.3
10"	250	253	247	96				34	160	
12"	300	303	297	160				34	96	128
14"	350	353	347	160	227			34	96	160
16"	400	403	397	160		224		34	128	192
18"	450	453	447	160	227	288		34	160	192
20"	500	503	497	160	227	320		34	192	224
22"	550	553	547	160	227	320	384	34	192	256
24"	600	603	597	192	259	352	416	34	224	288

材料厚度 THICKNESS RANGE

ITEN NO.	①	②	③
W3510	1.0	1.0	1.0
W3509	0.9	0.9	0.9



▶ N42 Series 42mm 三节弧形边钢珠滑轨 42MM 3-FOLD BALL BEARING SLIDE

产品 PRODUCT



描述 DESCRIPTION

材料: 冷轧钢板

表面处理: 镀蓝锌、彩锌、黑锌加防锈油膜

建议用途: 中承载的活动柜, 柜台抽屉, 一般家具或任何需要40公斤或以下承载, 要求全展的用途。

产品特点: 安装时可微调间隙, 快速分离机构。避震珠条吸收冲撞, 防止抽屉弹出机构。

安装方式: 侧面安装。12.7±0.2mm

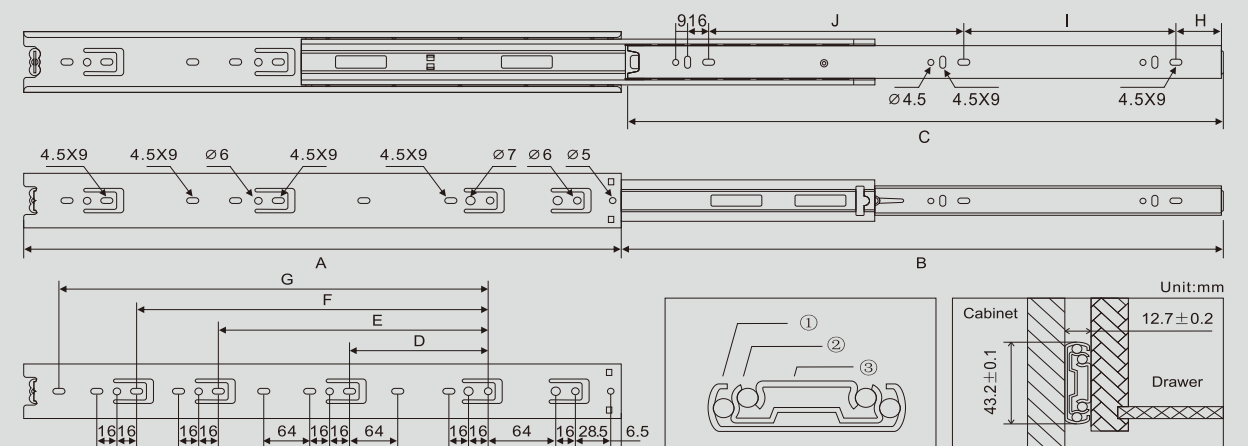
Material: Cold-rolled steel plate

Finish: Blue zinc-plated, color zinc-plated, black-plated with anti-rust sealer

Recommended applications: Mid-duty movable cabinet, desk drawer, ordinary furniture, or any applications requiring 40kg load or less and requiring full extension. Product features: Fine adjustment of gap is possible when installing; quick separation mechanism; vibration prevention ball strip for absorbing impulsive force, and mechanism to prevent drawer from spring out.

Installation method: Side mounting. 12.7±0.2mm

安装示意图 INSTALLATION DIAGRAM



SIZE	A ⁺⁰ / _{-0.5}	B ±3	C ±0.5	D ±0.3	E ±0.3	F ±0.3	G ±0.3	H ±0.3	I ±0.3	J ±0.3
10"	250	253	247	96				34	160	
12"	300	303	297	128				34	96	128
14"	350	353	347	160			224	34	96	160
16"	400	403	397	160	224			34	128	192
18"	450	453	447	160	288			34	160	192
20"	500	503	497	160	288		352	34	192	224
22"	550	553	547	160	288	384		34	192	256
24"	600	603	597	160	288	384	448	34	224	288

材料厚度 THICKNESS RANGE

ITEN NO.	①	②	③
N4210	1.0	1.0	1.0
N4209	0.9	0.9	0.9

BALL BEARING SLIDE 钢珠滑轨

▶ N45 Series 45mm 三节弧形边钢珠滑轨 45MM 3-FOLD BALL BEARING SLIDE

产品 PRODUCT



描述 DESCRIPTION

材料: 冷轧钢板

表面处理: 镀蓝锌、彩锌、黑锌加防锈油膜

建议用途: 中承载的活动柜, 柜台抽屉, 一般

家具或任何需要40公斤或以下承载, 要求全展的用途。

产品特点: 安装时可微调间隙, 快速分离机构。避震

珠条吸收冲撞, 防止抽屉弹出机构。

安装方式: 侧面安装。12.7±0.2mm

Material: Cold-rolled steel plate

Finish: Blue zinc-plated, color zinc-plated, black-plated with anti-rust sealer

Recommended applications: Mid-duty movable cabinet, desk drawer, ordinary

furniture, or any applications requiring 40kg load or less and requiring full

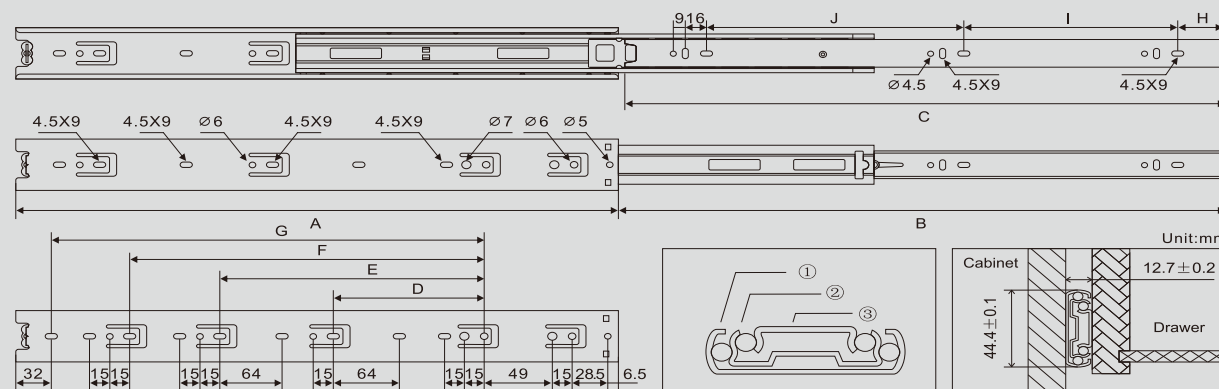
extension. Product features: Fine adjustment of gap is possible when

installing; quick separation mechanism; vibration prevention ball strip for

absorbing impulsive force, and mechanism to prevent drawer from spring out.

Installation method: Side mounting. 12.7±0.2mm

安装示意图 INSTALLATION DIAGRAM



SIZE	A ^{+0/-0.5}	B ±3	C ±0.5	D ±0.3	E ±0.3	F ±0.3	G ±0.3	H ±0.3	I ±0.3	J ±0.3
10"	250	253	247	128	128	96	169	34	160	128
12"	300	303	297	160	160	128	219	34	96	160
14"	350	353	347	160	160	224	269	34	128	192
16"	400	403	397	160	160	288	341	34	160	192
18"	450	453	447	160	160	384	401	34	192	224
20"	500	503	497	160	160	480	519	34	256	288
22"	550	553	547	160	160	576	615	34	320	360
24"	600	603	597	160	160	672	711	34	384	432
26"	650	653	647	160	160	768	807	34	448	504
28"	700	703	697	160	160	864	903	34	512	576

材料厚度 THICKNESS RANGE

ITEN NO.	①	②	③
N4510A	1.0	1.0	1.2
N4510	1.0	1.0	1.0



▶ N45 Series 45mm 三节弧形边钢珠滑轨 45MM 3-FOLD BALL BEARING SLIDE

产品 PRODUCT



描述 DESCRIPTION

材料: 冷轧钢板

表面处理: 镀蓝锌、彩锌、黑锌加防锈油膜

建议用途: 中承载的活动柜, 柜台抽屉, 一般

家具或任何需要40公斤或以下承载, 要求全展的用途。

产品特点: 安装时可微调间隙, 快速分离机构。避震

珠条吸收冲撞, 防止抽屉弹出机构。

安装方式: 侧面安装。12.7±0.2mm

Material: Cold-rolled steel plate

Finish: Blue zinc-plated, color zinc-plated, black-plated with anti-rust sealer

Recommended applications: Mid-duty movable cabinet, desk drawer, ordinary

furniture, or any applications requiring 40kg load or less and requiring full

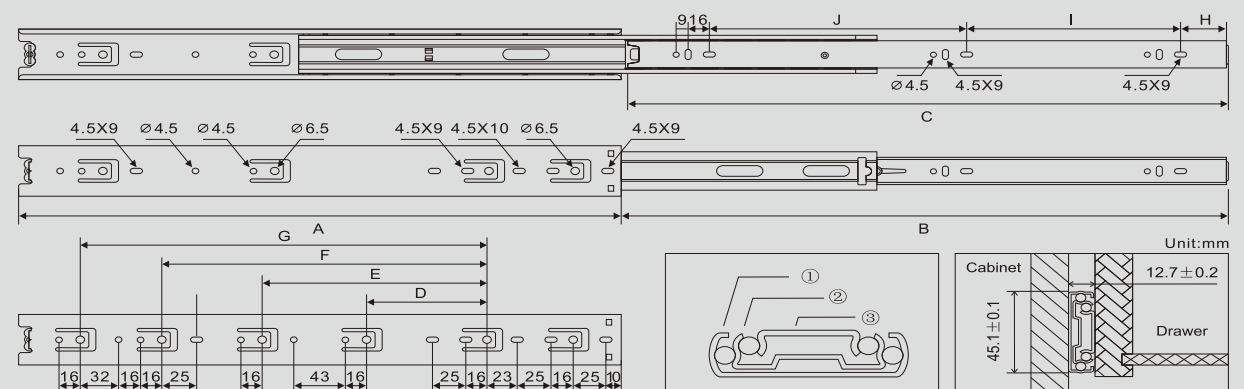
extension. Product features: Fine adjustment of gap is possible when

installing; quick separation mechanism; vibration prevention ball strip for

absorbing impulsive force, and mechanism to prevent drawer from spring out.

Installation method: Side mounting. 12.7±0.2mm

安装示意图 INSTALLATION DIAGRAM



SIZE	A ^{+0/-0.5}	B ±3	C ±0.5	D ±0.3	E ±0.3	F ±0.3	G ±0.3	H ±0.3	I ±0.3	J ±0.3
10"	250	253	247	128	128	98	169	34	160	128
12"	300	303	297	160	160	128	219	34	96	160
14"	350	353	347	160	160	160	269	34	96	160
16"	400	403	397	160	160	224	311	34	128	192
18"	450	453	447	160	160	288	384	34	160	192
20"	500	503	497	160	160	384	481	34	192	224
22"	550	553	547	160	160	480	577	34	256	288
24"	600	603	597	160	160	576	673	34	320	360
26"	650	653	647	160	160	672	769	34	384	432
28"	700	703	697	160	160	768	865	34	448	504

材料厚度 THICKNESS RANGE

ITEN NO.	①	②	③
N4515	1.2	1.2	1.5
N4512	1.2	1.2	1.2

BALL BEARING SLIDE 钢珠滑轨

▶ W45 Series 45mm 三节外珠沟钢珠滑轨 45MM 3-FOLD BALL BEARING SLIDE

产品 PRODUCT



描述 DESCRIPTION

材料: 冷轧钢板 / 不锈钢

表面处理: 镀蓝锌、彩锌、黑锌加防锈油膜

建议用途: 中承载的活动柜, 柜台抽屉, 一般

家具或任何需要40公斤或以下承载, 要求全展的用途。

产品特点: 安装时可微调间隙, 快速分离机构。避震

珠条吸收冲撞, 防止抽屉弹出机构。

安装方式: 侧面安装。12.7±0.2mm

Material: Cold-rolled steel plate / Stainless steel

Finish: Blue zinc-plated, color zinc-plated, black-plated with anti-rust sealer

Recommended applications: Mid-duty movable cabinet, desk drawer, ordinary

furniture, or any applications requiring 40kg load or less and requiring full

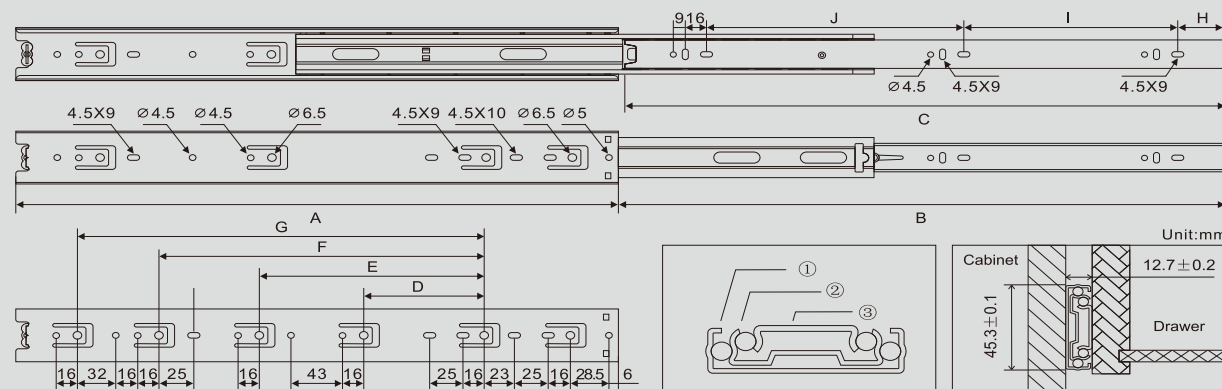
extension. Product features: Fine adjustment of gap is possible when

installing; quick separation mechanism; vibration prevention ball strip for

absorbing impulsive force, and mechanism to prevent drawer from spring out.

Installation method: Side mounting. 12.7±0.2mm

安装示意图 INSTALLATION DIAGRAM



SIZE	A $+0_{-0.5}$	B ± 3	C ± 0.5	D ± 0.3	E ± 0.3	F ± 0.3	G ± 0.3	H ± 0.3	I ± 0.3	J ± 0.3
10"	250	253	247		98			34	160	
12"	300	303	297		128			34	96	128
14"	350	353	347	160				34	96	160
16"	400	403	397			160	224	34	128	192
18"	450	453	447	160		288		34	160	192
20"	500	503	497	160		288	352	34	192	224
22"	550	553	547	160		320	384	34	192	256
24"	600	603	597	160	288	384	448	34	224	288
26"	650	653	647	160	288	416	480	34	256	288
28"	700	703	697	160	288	480	544	34	288	320

材料厚度 THICKNESS RANGE

ITEN NO.	①	②	③
W4515	1.2	1.2	1.5
W4512	1.2	1.2	1.2
W4510A	1.0	1.0	1.2
SW4510A	1.0	1.0	1.2
SW4512	1.2	1.2	1.2

▶ W45 Series 45mm 三节缓冲钢珠滑轨 45MM 3-FOLD BALL BEARING SLIDE

产品 PRODUCT



描述 DESCRIPTION

材料: 冷轧钢板

表面处理: 镀蓝锌、彩锌、黑锌加防锈油膜

建议用途: 中承载的活动柜, 柜台抽屉, 一般

家具或任何需要40公斤或以下承载, 要求全展的用途。

产品特点: 安装时可微调间隙, 快速分离机构。避震

珠条吸收冲撞, 防止抽屉弹出机构。

安装方式: 侧面安装。12.7±0.2mm

Material: Cold-rolled steel plate

Finish: Blue zinc-plated, color zinc-plated, black-plated with anti-rust sealer

Recommended applications: Mid-duty movable cabinet, desk drawer, ordinary

furniture, or any applications requiring 40kg load or less and requiring full

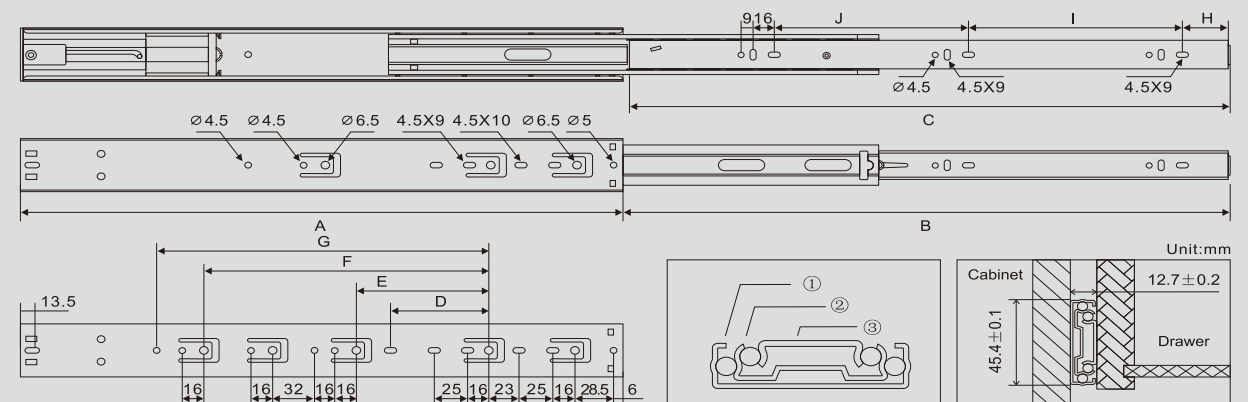
extension. Product features: Fine adjustment of gap is possible when

installing; quick separation mechanism; vibration prevention ball strip for

absorbing impulsive force, and mechanism to prevent drawer from spring out.

Installation method: Side mounting. 12.7±0.2mm

安装示意图 INSTALLATION DIAGRAM



HYDRAULIC PRESSURE CUSHION

SIZE	A $+0_{-0.5}$	B ± 3	C ± 0.5	D ± 0.3	E ± 0.3	F ± 0.3	G ± 0.3	H ± 0.3	I ± 0.3	J ± 0.3
16"	400	403	397			128	187	34	192	
18"	450	453	447			128	187	34	192	160
20"	500	503	497	103	128	228		34	192	192
22"	550	553	547	103	128	228		34	192	224
24"	600	603	597	103	128	228	347	34	192	256


材料厚度 THICKNESS RANGE

ITEN NO.	①	②	③
W4515H	1.2	1.2	1.5
SW4510H	1.0	1.0	1.2
SW4512H	1.2	1.2	1.2

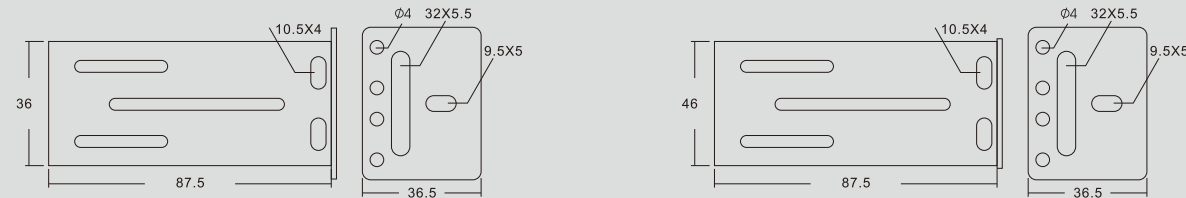
BALL BEARING SLIDE 钢珠滑轨

▶ 35/45mm 钢珠滑轨支架 35/45MM STEEL SLIDE HOLDER

产品 PRODUCT



产品示意图 PRODUCT SCHEMATIC DIAGRAM



安装示意图 INSTALLATION DIAGRAM

Mounting Instructions.

Press release lever and pulling drawer box forward to disconnect the drawer member

Mounting slide to cabinet.

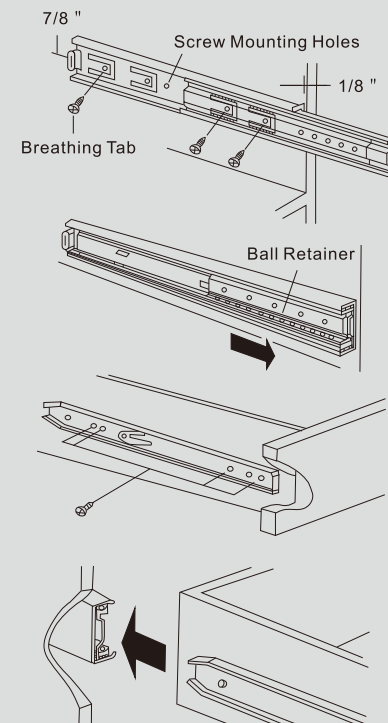
1. Install cabinet member 1/8 " behind drawer front.
2. Locate the slide centerline. Mount no more than 7/8 " from bottom of drawer opening.
3. Use 3 screws per side in breathing tabs only to secure cabinet member to cabinet. Do not install the remainder of screws at this time or breathing tab will not "breath".

Mounting slide to drawer.

Mount drawer member with 4 screws oneach side.

Fitting drawer into cabinet.

1. Move ball retainer fully to the front.
2. Carefully engage drawer member into the ball retainer and close drawer. As drawer members are inserted into the ball retainer, the breathing tabs may "breath". Careful reinsertion is necessary to engage drawer member into ball retainer properly.
3. If the drawer is to carry a heavy load, install screws into additional mounting holes.

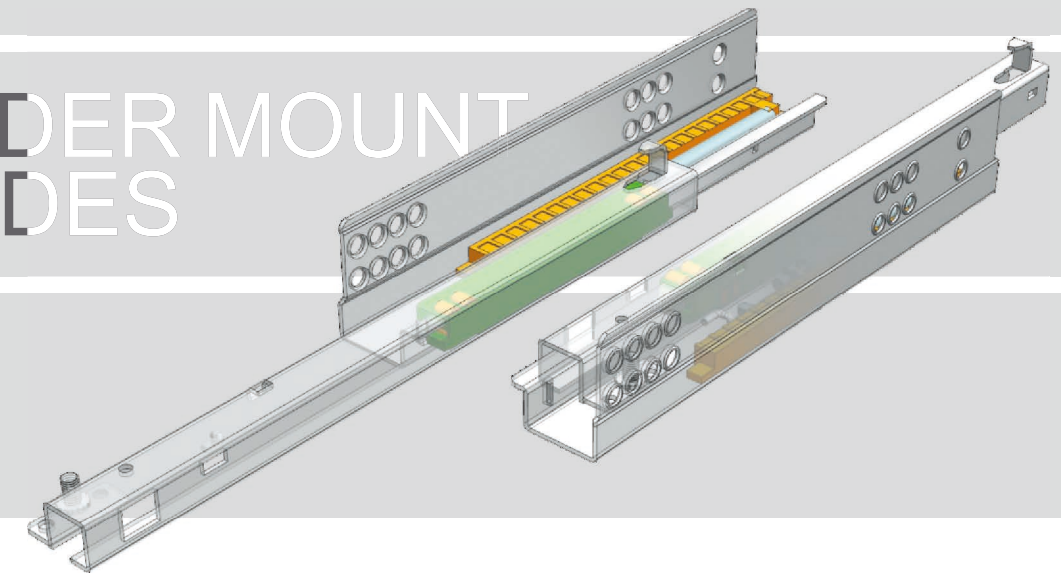


▶ PARTIAL EXTENSION UNDER MOUNT SLIDES

产品 PRODUCT

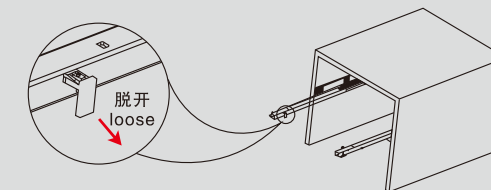
PARTIAL EXTENSION

UNDER MOUNT SLIDES

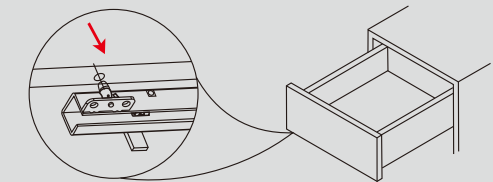


安装示意图 INSTALLATION DIAGRAM

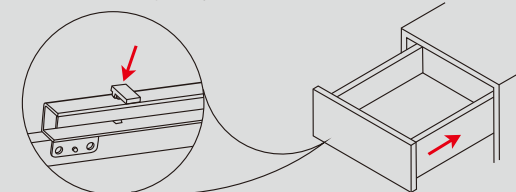
- 1) 用十字刀将抽屉和滑轨安装好, 并将滑轨拉出。
(注: 此时插销应在脱开的位置)
Please install the drawer and slide well, and keep the slide full extension outside the drawer. (Keep the locking pin be loose)



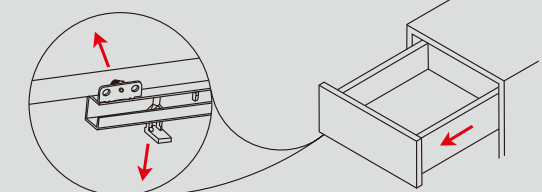
- 2) 把抽屉放在滑轨上, 并且卡进相应的孔位。
Please put the drawer flat on the slide, to set the screw of the slide into the hole of the drawer.



- 3) 将插销压进抽屉侧板的孔位, 固定抽屉, 然后向内推进柜体, 安装完成。
Press the locking pin into the slide to fix the drawer, and close the drawer completely.



- 4) 拆卸抽屉时, 把插销从抽屉侧板脱开, 然后向上提抽屉后往外拉, 即可拆卸完成。
Pull out the locking pin from the slide then you can take out the drawer.



2-FOLD UNDER MOUNT SLIDE 二节隐藏滑轨

▶ PARTIAL EXTENSION UNDER MOUNT SLIDES

产品 PRODUCT

2015

载重25公斤

表面: 镀锌

长度: 250-550毫米

单向展开

无需工具, 抽屉可快速安装和拆卸

静音系统保证滑动运动流畅、轻松

抽屉高度调节量0~+3mm

Load capacity: 25kg

Finish: zinc plated

Length: 250-550mm

Partial extension

Drawer height adjustment: 0~+3mm

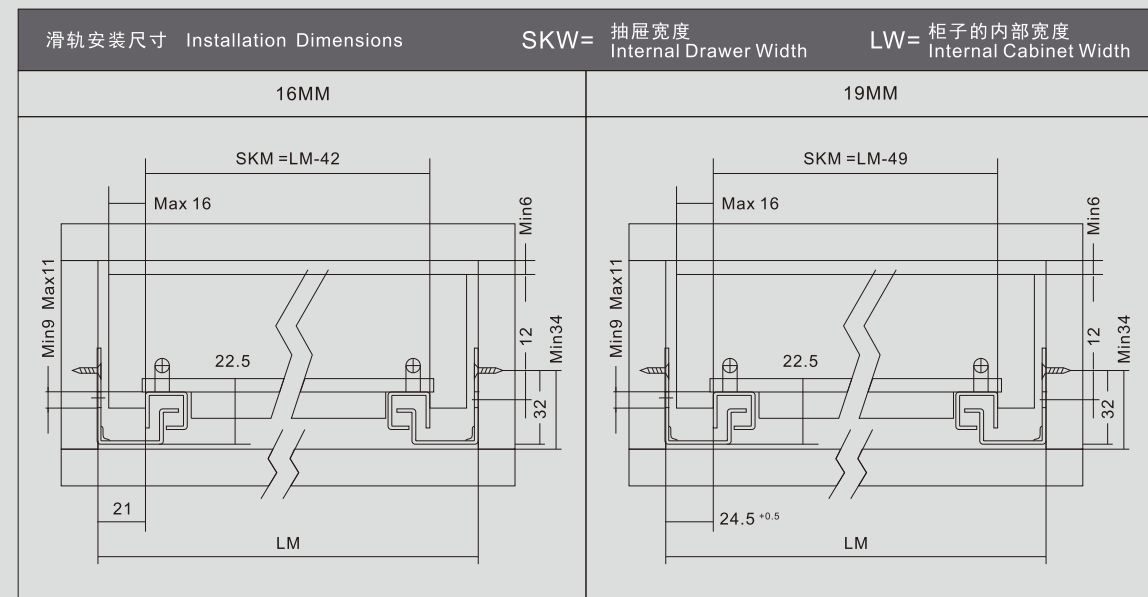
Tool free assembly and removal of drawer

Silent system guarantees smooth run without noise



固定插销
Locking Pin

安装示意图 INSTALLATION DIAGRAM



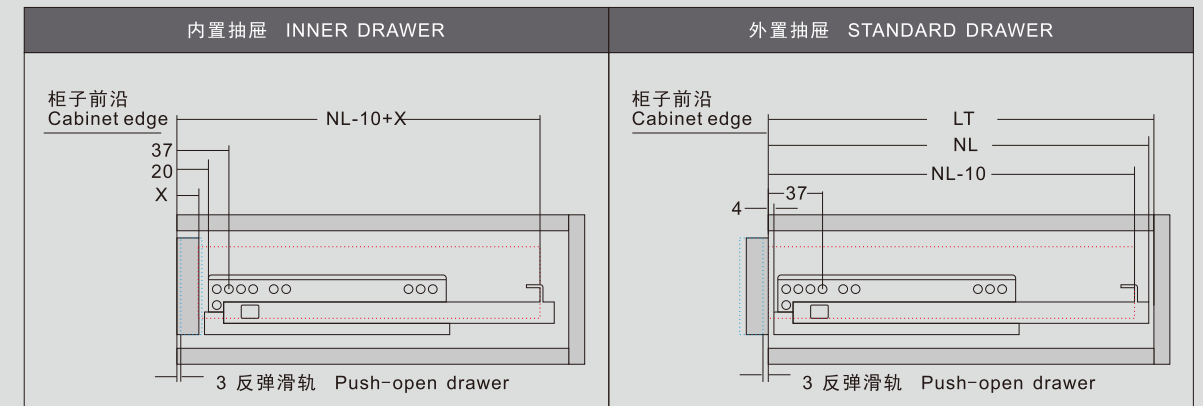
尺寸 Size	规格 Specification	抽屉长度 (L) Drawer length	柜体内部深度 (外置最小) Inside the cabinet depth (outside minimum)	柜体内部深度 (内置最小) Inside the cabinet depth (inside minimum)
250	10"	240	253	271
300	12"	290	303	321
350	14"	340	353	371
400	16"	390	403	421
450	18"	440	453	471
500	20"	490	503	521
550	22"	540	553	571



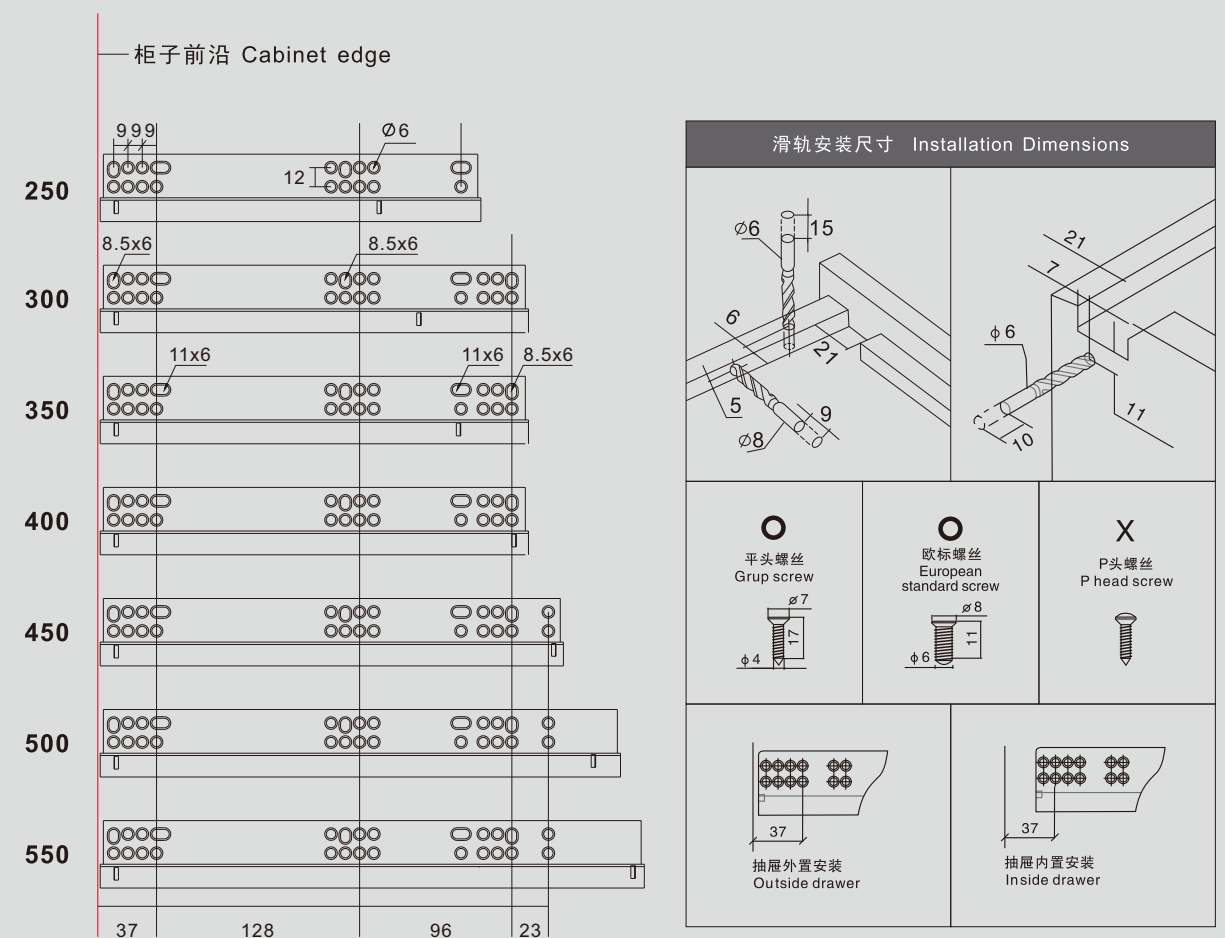
▶ PARTIAL EXTENSION UNDER MOUNT SLIDES

滑轨安装尺寸 INSTALLATION DIMENSIONS

NL = 滑轨的标称长度 Nominal Slide Length LT = 柜体的内部深度 Internal cabinet Depth
 内置抽屉 Inner drawer $LT_{min} = NL + 21$ 外置抽屉 Standard drawer $LT_{min} = NL + 3$



滑轨安装孔尺寸 SCREW POSITIONS OF THE SLIDES



3-FOLD UNDER MOUNT SLIDE 三节隐藏滑轨

▶ FULL EXTENSION UNDER MOUNT SLIDES

产品 PRODUCT

3158

载重30公斤

表面: 镀锌

长度: 250-550毫米

单向展开

无需工具, 抽屉可快速安装和拆卸

静音系统保证滑动运动流畅、轻松

抽屉高度调节量0~+3mm

Load capacity: 30kg

Finish: zinc plated

Length: 250-550mm

Partial extension

Drawer height adjustment: 0~+3mm

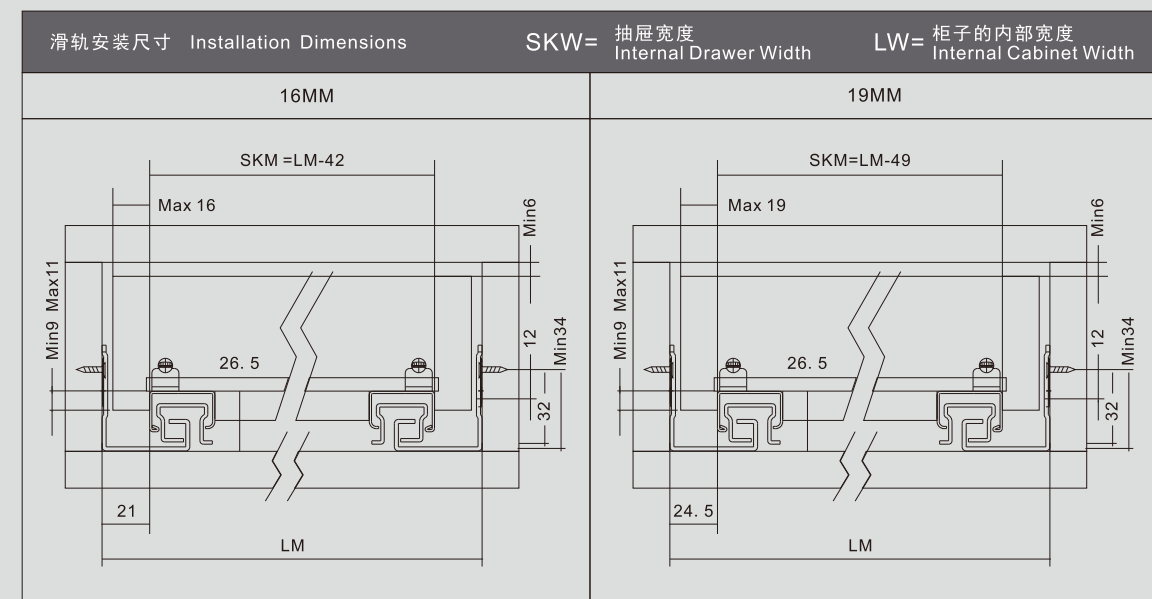
Tool free assembly and removal of drawer

Silent system guarantees smooth run without noise



固定插销
Locking Pin

安装示意图 INSTALLATION DIAGRAM

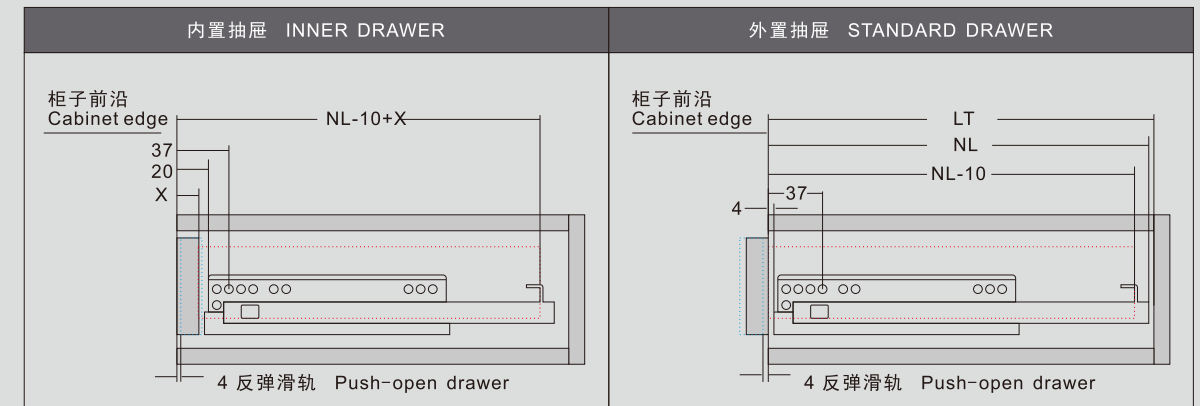


尺寸 Size	规格 Specification	抽屉长度(L) Drawer length	柜体内部深度(外置最小) Inside the cabinet depth (outside minimum)	柜体内部深度(内置最小) Inside the cabinet depth (inside minimum)
250	10"	240	253	271
300	12"	290	303	321
350	14"	340	353	371
400	16"	390	403	421
450	18"	440	453	471
500	20"	490	503	521
550	22"	540	553	571

▶ FULL EXTENSION UNDER MOUNT SLIDES

滑轨安装尺寸 INSTALLATION DIMENSIONS

NL = 滑轨的标称长度 Nominal Slide Length LT = 柜体的内部深度 Internal cabinet Depth
 内置抽屉 Inner drawer $LT_{min} = NL + 21$ 外置抽屉 Standard drawer $LT_{min} = NL + 3$



滑轨安装孔尺寸 SCREW POSITIONS OF THE SLIDES

