

HAUTINE HARDWARE

HAUTINE HARDWARE CO., LTD.

HUAXUAN BLD., NO.1558 CAOAN ROAD, SHANGHAI, CHINA

Tel: 86-21-69186759,69186780

Fax: 86-21-69185619

E-Mail: hautine@hautine.com

CONCEALED HINGE

BALL BEARING SLIDE

UNDER MOUNT SLIDE

SLIM.BOX CONCEALED SLIDE

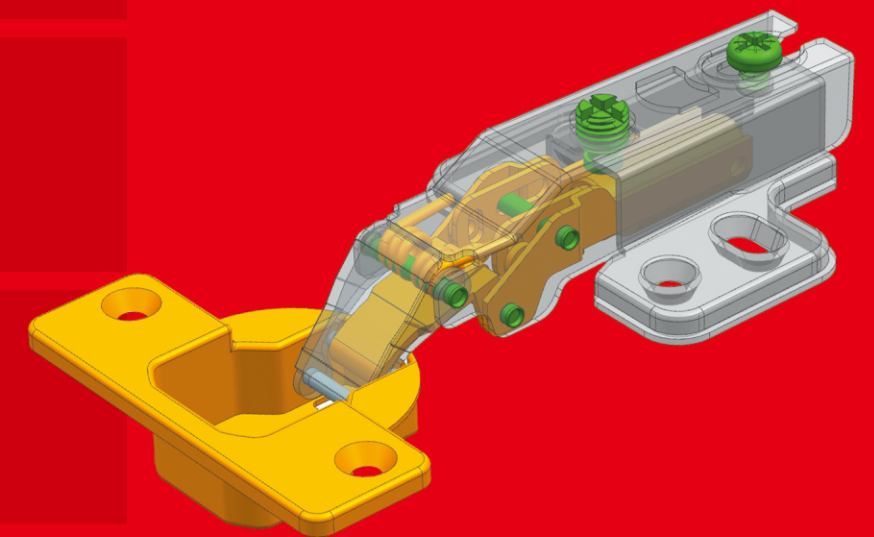
Index 索引

SOFT CLOSE HINGES SERIES

| | | | | | |
|------|---------|-----|---------|-------------|---------|
| 320 |12 | A88 |17 | 25° / 30° |22 |
| 319 |13 | 408 |18 | 45° / 90° |23 |
| 310 |14 | 788 |19 | 2661/2668 |24 |
| 311 |15 | 781 |20 | 1/2" / 5/8" |25 |
| S788 |16 | 768 |21 | | |

CONCEALED HINGES SERIES

| | | | | | |
|------|------------|--------------------|---------|-----|---------|
| 361 |28-29 | 126 |34 | 401 |39 |
| 661 |30 | 161 |35 | | |
| 366 |31 | 15° 20° 30° 45° |36 | | |
| 9802 |32 | 90° 135° -30° -45° |37 | | |
| 362 |33 | 165° |38 | | |





Test Report No.: QZHG15050203170T Date: Jun 26, 2015 Page 1 of 3

HAUTINE HARDWARE CO., LTD.
XINSU INDUSTRIES ZONE, DONGSHAN, RONGCHENG CITY, GUANGDONG, CHINA

The following sample(s) was/were submitted and identified on behalf of the client as:

Sample Description : 5788
SGS Ref No. : SDHG1506008181FT
Style / Item No. : 5788
Manufacturer : HAUTINE HARDWARE CO., LTD.
Supplier : HAUTINE HARDWARE CO., LTD.
Sample Receiving Date : Jun 02, 2015
Test Performing Date : Jun 02, 2015 to Jun 23, 2015

Test Result Summary

| Test(s) Requested | Result(s) |
|---|-----------|
| Hinge durability test with reference to clause 6.3.7 of EN 15570-2008 | PASS |

Summary:
1. For further details, please refer to the following page(s).

Signed for and on behalf of
Guangzhou Branch
SGS-CSTC Ltd.

Jason Cheung
Approved Signatory



This document is issued by the Company subject to the Terms & Conditions of Service printed hereon. Any request for amendment or withdrawal of this document shall be subject to the approval of the Company. The Company shall not be held responsible for any loss or damage caused by the use of this document. The Company shall not be held responsible for any loss or damage caused by the use of this document. The Company shall not be held responsible for any loss or damage caused by the use of this document.



Test Report No.: QZHG15050203170T Date: Jun 26, 2015 Page 2 of 3


SAMPLE INFORMATION AND PICTURES

Weight: 99.5g

Overall Dimensions: /

Other Dimensions: /

Sample as Received



End of Report



This document is issued by the Company subject to the Terms & Conditions of Service printed hereon. Any request for amendment or withdrawal of this document shall be subject to the approval of the Company. The Company shall not be held responsible for any loss or damage caused by the use of this document. The Company shall not be held responsible for any loss or damage caused by the use of this document. The Company shall not be held responsible for any loss or damage caused by the use of this document.



Test Report No.: QZHG15050203170T Date: Jun 26, 2015 Page 2 of 3

TESTS AND RESULTS

Test Conducted:

Hinge durability test with reference to clause 6.3.7 of EN 15570-2008

General Test Condition:

The following test program was conducted in a laboratory environment maintained at 15°C to 25°C and 50%±5 RH. The sample was individually tested after conditioning in the test environment for at least 24 hours prior to conducting the test. The complete detailed procedures may be found in the referenced specification and are only summarized herein. Unless otherwise specified, the tests are carried out in the following order on the same sample.

No. of Sample:

1 Pair (Sample 1). For more sample information and pictures, please refer to the following page.

| Test Clause | Test Description and Requirements | Test Results |
|-----------------------|--|--------------|
| Hinge durability test | Durability test Attach two masses, 1 kg each, one on each side of the door at the middle of the vertical centerline. Fully open the door to a maximum of 130° and fully close it for the number of cycles (back and forth) without forcing built-in stops in the open position. The door shall be gently opened and closed at each cycle without forcing dampers and/or catch devices including self-opening and self-closing mechanisms. Approximately 3 s shall be used for opening and 3 s for closing the door. If the hinges have dampers and/or catch devices, including self-opening and self-closing mechanisms, these shall be allowed to operate correctly according to their function at each cycle. The recommended rate is a maximum of 6 cycles per minute with the pause in the closed position. When dampers start to function, the angular velocity should be (45 ± 20)°/s. After the test, the hinges and their components shall fulfil their functions and there shall be no any failure. | PASS |

Remark:

- The test door size is 700mm(H) by 600mm(W) by 18mm(T).
- The total mass of the test door including the additional two masses is 5.4kg.
- The cyclic number specified by applicant is 12000 cycles.
- This test was conducted at First Floor, Building 1 of European Industrial Park, No. 1 Shuohan Road, Wusha Section, Dalang Town, Shunde of Foshan, Guangdong Province, China.



This document is issued by the Company subject to the Terms & Conditions of Service printed hereon. Any request for amendment or withdrawal of this document shall be subject to the approval of the Company. The Company shall not be held responsible for any loss or damage caused by the use of this document. The Company shall not be held responsible for any loss or damage caused by the use of this document. The Company shall not be held responsible for any loss or damage caused by the use of this document.



检测报告 编号: QZHG15050203190T 日期: 2015年06月26日 第2页共3页

检测标准

检测依据:

铰链耐久性测试 (参考 EN15570-2008 条款 6.3.7)

常规测试条件:

下述的检测程序是在 15°C 至 25°C 湿度为 50%±5 RH 的实验环境下进行的。在检测前, 检测样品在此实验环境下进行了至少 24 小时。

详细完整的检测程序在相关的参考标准中可以查阅到, 在此仅作参考。

样品数量:

1 对 (样品 1), 如需了解更多的样品信息和图片, 请查看下述的样品信息页。

| 检测项目 | 检测方法和要求 | 检测结果 |
|---------|--|------|
| 铰链耐久性测试 | 把两个 1 千克的砝码, 安装在铰链中心的内侧, 完全打开门最大不超过 130 度, 然后完全关闭, 重复这样的操作在指定的循环次数。在测试过程中, 不能完全打开状态时, 不能有对其施加任何力。 测试时铰链的打开和关闭, 开启时间和关闭时间分别大约为 3 秒钟, 如果铰链具有自开或自闭装置的, 则每个循环也要正确地运行, 铰链的速率最大为每分钟 6 次。 测试后, 铰链及其零件应满足其功能要求且没有任何损坏。 | 符合 |

备注:

- 测试门尺寸是 700 毫米高, 600 毫米宽, 18 毫米厚。
- 包括附加的两个砝码 (2 公斤), 测试门总重量为 5.4 公斤。
- 常规测试指定的循环次数为 12000 次。
- 此测试在佛山顺德大良镇欧陆工业园 1 号欧洲工业园一厂首层进行。
- 本报告编号为 QZHG15050203170T 英文检测报告的中文译本, 如有疑问, 以英文版本为准。




This document is issued by the Company subject to the Terms & Conditions of Service printed hereon. Any request for amendment or withdrawal of this document shall be subject to the approval of the Company. The Company shall not be held responsible for any loss or damage caused by the use of this document. The Company shall not be held responsible for any loss or damage caused by the use of this document. The Company shall not be held responsible for any loss or damage caused by the use of this document.



STRICT QUALITY CONTROL ATTENTIVE AFTER-SALES SERVICES

We care for customers and treat customers with honest and responsible attitude. We carry out meticulous design in all details including each mini screw so the users can install and use products more easily. Attentive and carefully work is our service tenet.



SOFT CLOSE HINGE SERIES

SLIDE-ON CLIP-ON

26MM

35MM

40MM



HAUTINE HARDWARE CO., LTD.

HUAXUAN BLD., NO.1558 CAOAN ROAD, SHANGHAI, CHINA

Tel: 86-21-69186759,69186780

Fax: 86-21-69185619

E-Mail: hautine@hautine.com

Soft close hinge 液压缓冲铰链

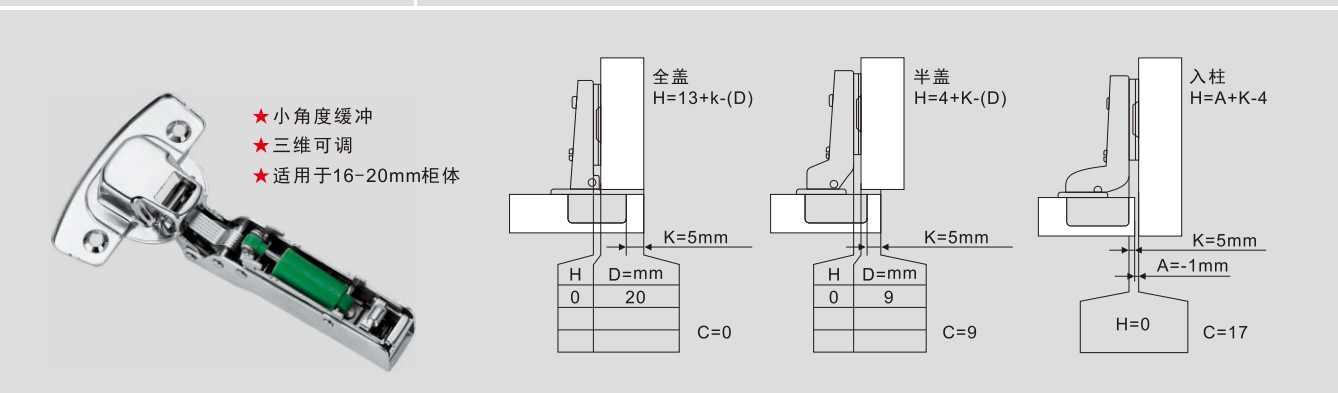
▶ 320 二段力 TWO WAY

产品 PRODUCT



| 描述 DESCRIPTION | 可选配件 OPTIONAL ACCESSORY |
|----------------|-------------------------|
|----------------|-------------------------|

| | |
|---|---------------------------------------|
| <p>材料: 铁、不锈钢</p> <p>开门角度: 98°</p> <p>杯尺寸: 35mm</p> <p>深: 11.5mm</p> <p>杯孔距: 48mm</p> | <p>S1 H=0 S2 H=0 S3 H=0</p> |
| <p>Material: Steel with nickel plated & Stainless steel</p> <p>Angle of opening: 98°</p> <p>Cup diameter: 35mm</p> <p>Depth: 11.5mm</p> <p>Hole Pitch: 48mm</p> | |



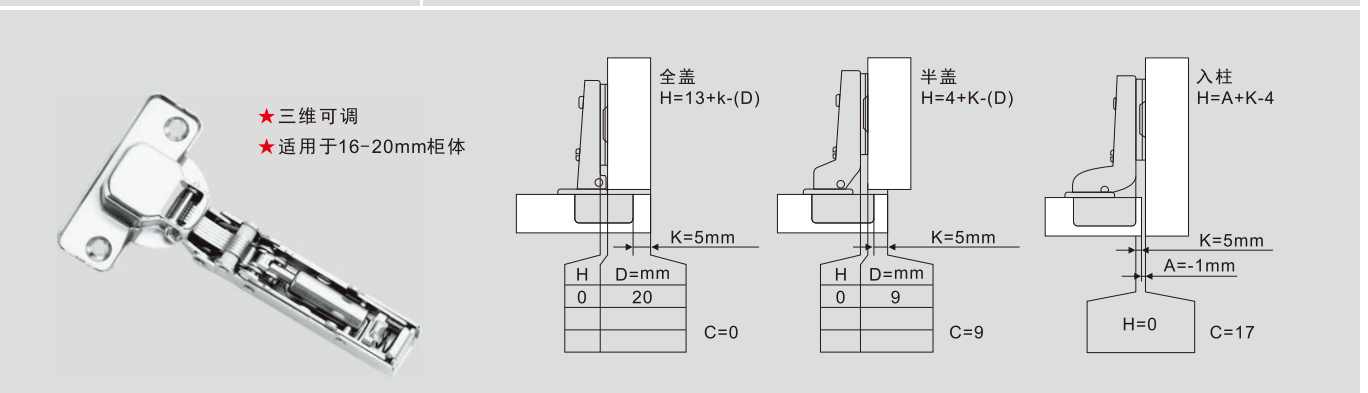
▶ 319 一段力 ONE WAY

产品 PRODUCT



| 描述 DESCRIPTION | 可选配件 OPTIONAL ACCESSORY |
|----------------|-------------------------|
|----------------|-------------------------|

| | |
|---|---------------------------------------|
| <p>材料: 铁、不锈钢</p> <p>开门角度: 98°</p> <p>杯尺寸: 35mm</p> <p>深: 11.5mm</p> <p>杯孔距: 48mm</p> | <p>S1 H=0 S2 H=0 S3 H=0</p> |
| <p>Material: Steel with nickel plated & Stainless steel</p> <p>Angle of opening: 98°</p> <p>Cup diameter: 35mm</p> <p>Depth: 11.5mm</p> <p>Hole Pitch: 48mm</p> | |




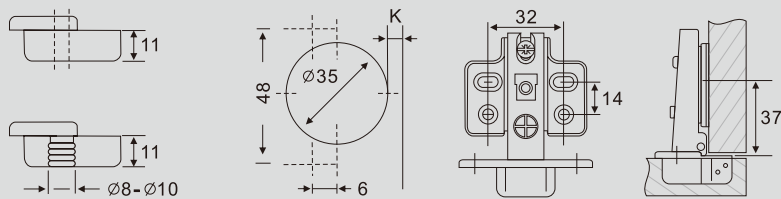
Soft close hinge 液压缓冲铰链

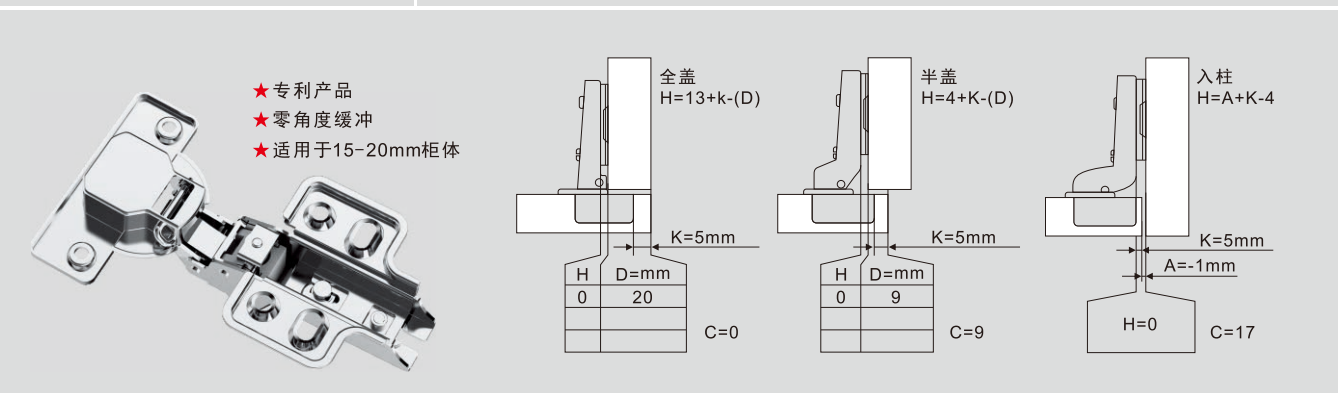
▶ 310 一段力 ONE WAY

产品 PRODUCT



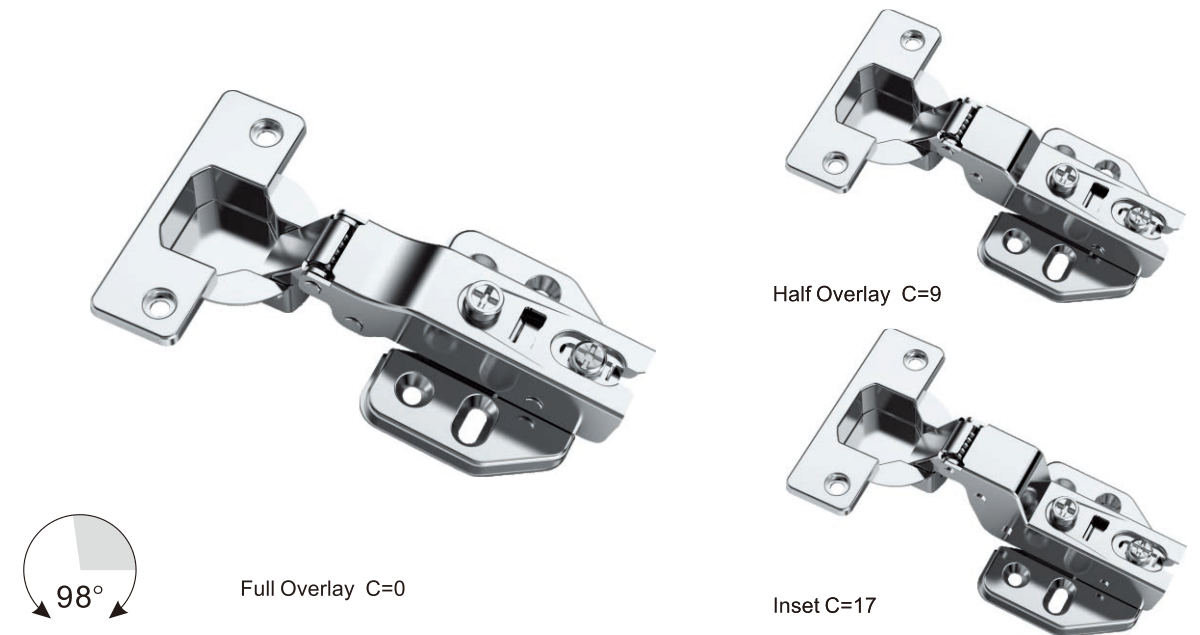
| 描述 DESCRIPTION | 可选配件 OPTIONAL ACCESSORY |
|----------------|-------------------------|
|----------------|-------------------------|

| | |
|---|---|
| <p>材料: 铁、不锈钢</p> <p>开门角度: 98°</p> <p>杯尺寸: 35mm</p> <p>深: 11mm</p> <p>杯孔距: 48mm</p> |  <p>V1 H=0</p> |
| <p>Material: Steel with nickel plated & Stainless steel</p> <p>Angle of opening: 98°</p> <p>Cup diameter: 35mm</p> <p>Depth: 11mm</p> <p>Hole Pitch: 48mm</p> |  |



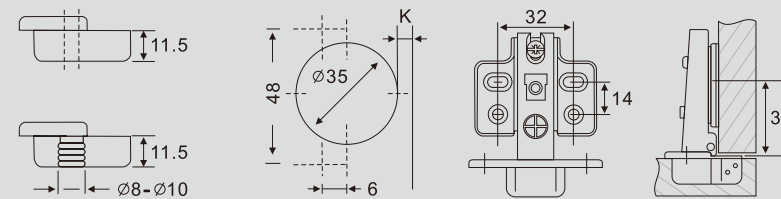


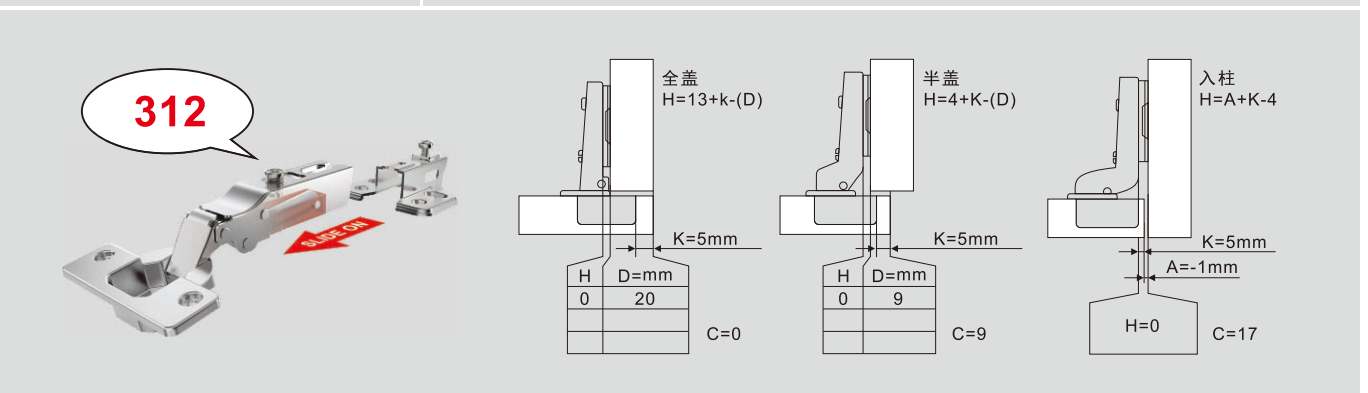
▶ 311 一段力 ONE WAY

产品 PRODUCT



| 描述 DESCRIPTION | 可选配件 OPTIONAL ACCESSORY |
|----------------|-------------------------|
|----------------|-------------------------|


| | |
|---|---|
| <p>材料: 铁镀镍</p> <p>开门角度: 98°</p> <p>杯尺寸: 35mm</p> <p>深: 11.5mm</p> <p>杯孔距: 48mm</p> |  <p>U1 H=0</p>  <p>U2 H=0</p> |
| <p>Material: Steel with nickel plated</p> <p>Angle of opening: 98°</p> <p>Cup diameter: 35mm</p> <p>Depth: 11.5mm</p> <p>Hole Pitch: 48mm</p> |  |



Soft close hinge 液压缓冲铰链

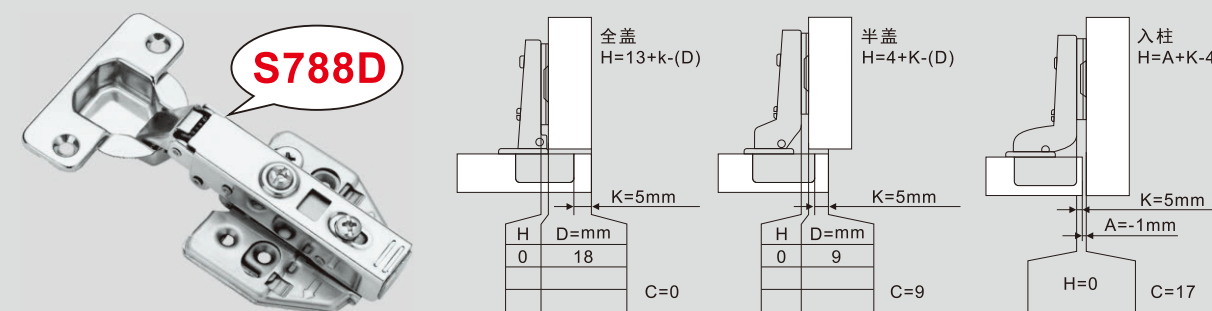
► S788 一段力 ONE WAY

产品 PRODUCT



| 描述 DESCRIPTION | 可选配件 OPTIONAL ACCESSORY |
|----------------|-------------------------|
|----------------|-------------------------|

| | |
|---------------------------|--|
| 材料: 不锈钢 | |
| 开门角度: 98° | |
| 杯尺寸: 35mm | |
| 深: 11.5mm | |
| 杯孔距: 48mm | |
| Material: Stainless steel | |
| Angle of opening: 98° | |
| Cup diameter: 35mm | |
| Depth: 11.5mm | |
| Hole Pitch: 48mm | |



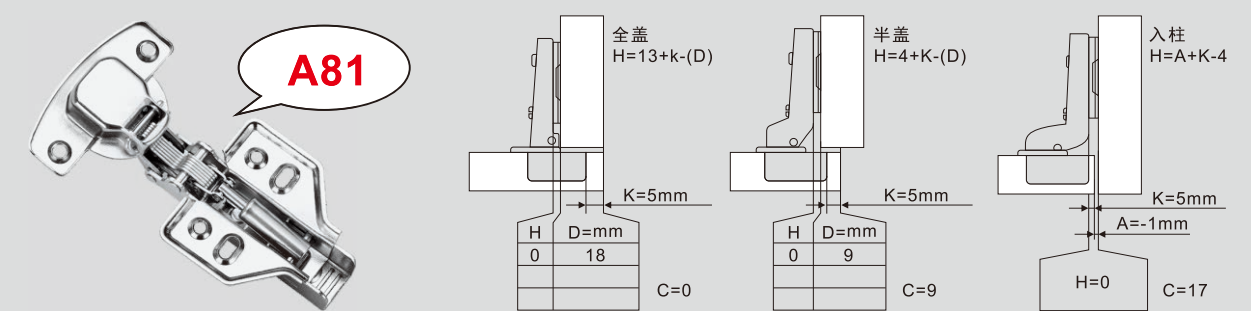
► A88 一段力 ONE WAY

产品 PRODUCT



| 描述 DESCRIPTION | 可选配件 OPTIONAL ACCESSORY |
|----------------|-------------------------|
|----------------|-------------------------|

| | |
|--|--|
| 材料: 铁、不锈钢 | |
| 开门角度: 98° | |
| 杯尺寸: 35mm | |
| 深: 11.5mm | |
| 杯孔距: 48mm | |
| Material: Steel with nickel plated & Stainless steel | |
| Angle of opening: 98° | |
| Cup diameter: 35mm | |
| Depth: 11.5mm | |
| Hole Pitch: 48mm | |



Soft close hinge 液压缓冲铰链

▶ 408 一段力 ONE WAY

产品 PRODUCT




1.5mm
加强型厚门铰链



Half Overlay C=9



Inset C=22



95°


Full Overlay C=0

描述 DESCRIPTION


可选配件 OPTIONAL ACCESSORY

材料: 铁镀镍
开门角度: 95°
杯尺寸: 40mm
深: 12.5mm
杯孔距: 52mm


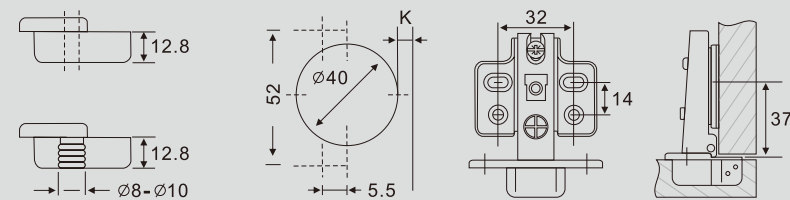
Material: Steel with nickel plated
Angle of opening: 95°
Cup diameter: 40mm
Depth: 12.5mm
Hole Pitch: 52mm



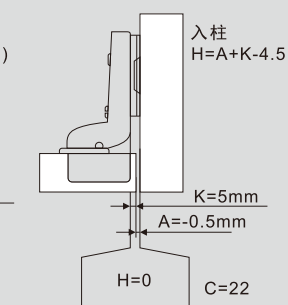
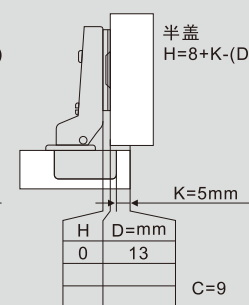
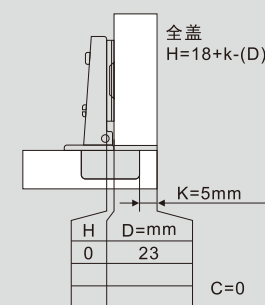
R1 H=0



R4 H=0



407



▶ 788 一段力 ONE WAY


产品 PRODUCT



Half Overlay C=9



Inset C=17



98°

Full Overlay C=0

描述 DESCRIPTION


可选配件 OPTIONAL ACCESSORY

材料: 铁镀镍
开门角度: 98°
杯尺寸: 35mm
深: 11.5mm
杯孔距: 48mm

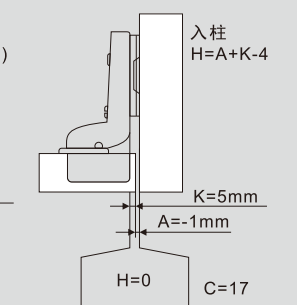
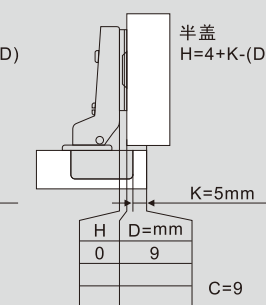
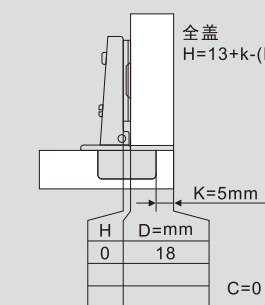
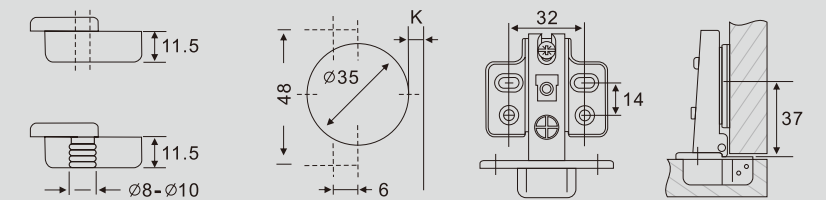
Material: Steel with nickel plated
Angle of opening: 98°
Cup diameter: 35mm
Depth: 11.5mm
Hole Pitch: 48mm



R1 H=0



R3 H=0



Soft close hinge 液压缓冲铰链

▶ 781 一段力 ONE WAY

产品 PRODUCT

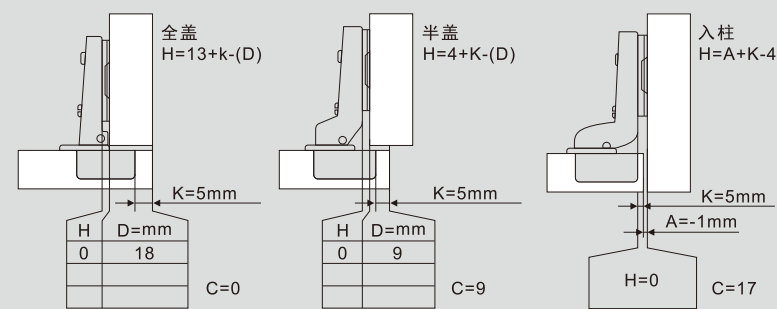
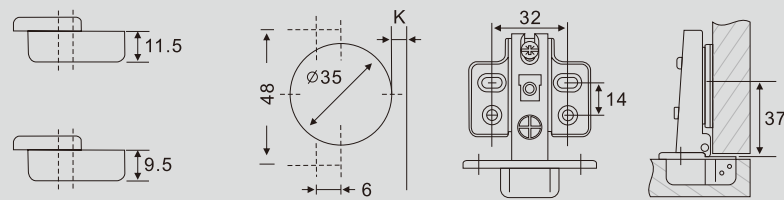


描述 DESCRIPTION

材料: 铁、不锈钢
 开门角度: 98°
 杯尺寸: 35mm
 深: 9.5 / 11.5mm
 杯孔距: 48mm

Material: Steel with nickel plated & Stainless steel
 Angle of opening: 98°
 Cup diameter: 35mm
 Depth: 9.5 / 11.5mm
 Hole Pitch: 48mm

1. Outstanding soft closing technique.
Avoid the noise when you close the cabinet.
2. Smooth closing technique when close the door, it will close smooth.
The feeling is much more comfortable.



▶ 768 一段力 ONE WAY

产品 PRODUCT

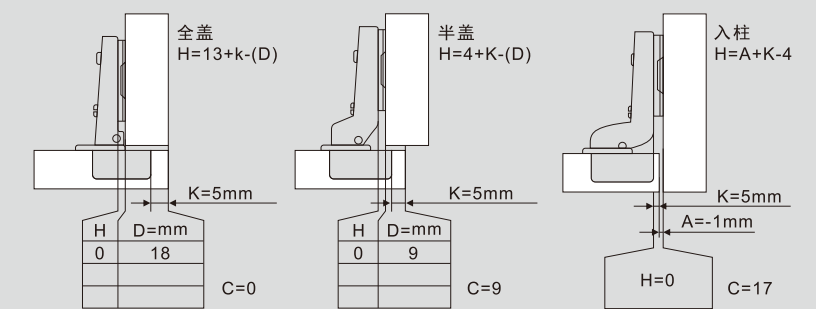




描述 DESCRIPTION

材料: 铁、锌合金镀镍
 开门角度: 98°
 杯尺寸: 35mm
 深: 11.5mm
 杯孔距: 45 / 48mm

Material: Steel with zinc alloy nickel plated
 Angle of opening: 98°
 Cup diameter: 35mm
 Depth: 11.5mm
 Hole Pitch: 45 / 48mm

可选配件 OPTIONAL ACCESSORY



Soft close hinge 液压缓冲铰链

▶ 25°/30° 一段力 ONE WAY

产品 PROUDUCT

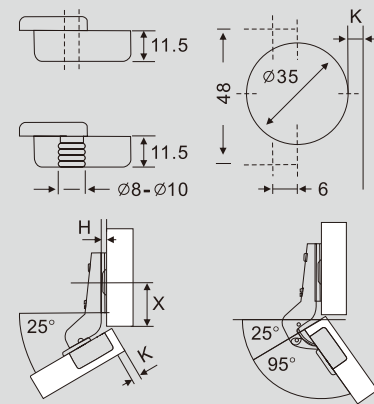
描述 DESCRIPTION




25°

材料: 铁镀镍
 开门角度: 95°
 杯尺寸: 35mm
 深: 11.5mm
 杯孔距: 45 / 48mm

Material: Steel with nickel plated
 Angle of opening: 95°
 Cup diameter: 35mm
 Depth: 11.5mm
 Hole Pitch: 45 / 48mm



可选配件 OPTIONAL ACCESSORY



R1 H=0

R2 H=0

产品 PROUDUCT

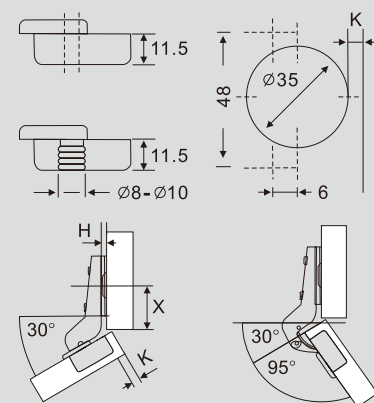
描述 DESCRIPTION




30°

材料: 铁镀镍
 开门角度: 95°
 杯尺寸: 35mm
 深: 11.5mm
 杯孔距: 45 / 48mm

Material: Steel with nickel plated
 Angle of opening: 95°
 Cup diameter: 35mm
 Depth: 11.5mm
 Hole Pitch: 45 / 48mm



可选配件 OPTIONAL ACCESSORY



R1 H=0

R2 H=0

▶ 45°/90° 一段力 ONE WAY

产品 PROUDUCT

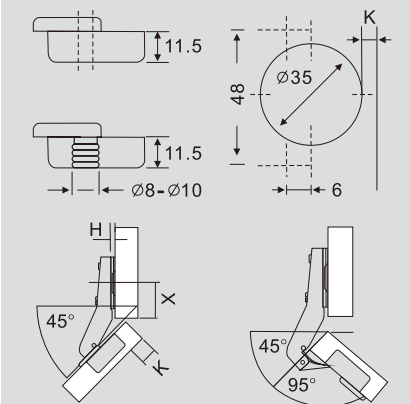
描述 DESCRIPTION




45°

材料: 铁镀镍
 开门角度: 95°
 杯尺寸: 35mm
 深: 11.5mm
 杯孔距: 48mm

Material: Steel with nickel plated
 Angle of opening: 95°
 Cup diameter: 35mm
 Depth: 11.5mm
 Hole Pitch: 48mm



可选配件 OPTIONAL ACCESSORY



R1 H=0

R2 H=0

产品 PROUDUCT

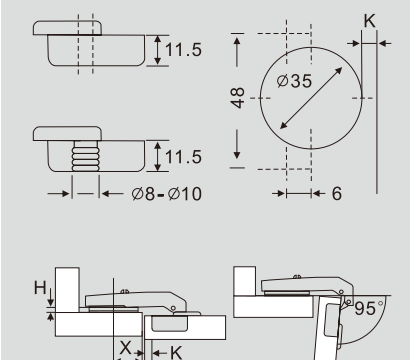
描述 DESCRIPTION




90°

材料: 铁镀镍
 开门角度: 90°
 杯尺寸: 35mm
 深: 11.5mm
 杯孔距: 48mm

Material: Steel with nickel plated
 Angle of opening: 90°
 Cup diameter: 35mm
 Depth: 11.5mm
 Hole Pitch: 48mm



可选配件 OPTIONAL ACCESSORY



R5 H=0

R6 H=0


Soft close hinge 液压缓冲铰链

▶ 2661/2668 一段力 ONE WAY

产品 PRODUCT

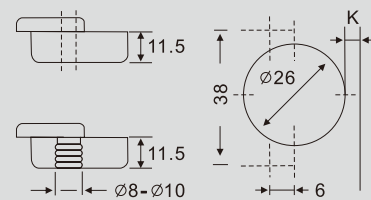
描述 DESCRIPTION

2661



材料: 铁镀镍
 开门角度: 95°
 杯尺寸: 26mm
 深: 11.5mm
 杯孔距: 38mm


Material: Steel with nickel plated
 Angle of opening: 95°
 Cup diameter: 26mm
 Depth: 11.5mm
 Hole Pitch: 38mm
 H=0/H=2 base are available



产品 PRODUCT

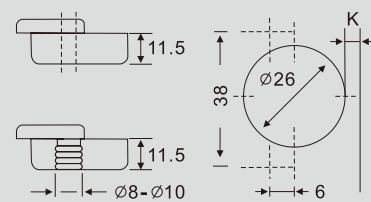
描述 DESCRIPTION

2668



材料: 铁镀镍
 开门角度: 95°
 杯尺寸: 26mm
 深: 11.5mm
 杯孔距: 38mm

Material: Steel with nickel plated
 Angle of opening: 95°
 Cup diameter: 26mm
 Depth: 11.5mm
 Hole Pitch: 38mm



▶ 一段力 ONE WAY

产品 PRODUCT

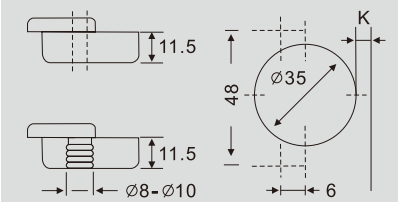
描述 DESCRIPTION

1/2"



材料: 铁镀镍
 开门角度: 95°
 杯尺寸: 35mm
 深: 11.5mm
 杯孔距: 48mm

Material: Steel with nickel plated
 Angle of opening: 95°
 Cup diameter: 35mm
 Depth: 11.5mm
 Hole Pitch: 48mm



产品 PRODUCT

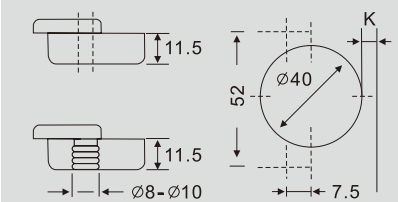
描述 DESCRIPTION

5/8"



材料: 铁镀镍
 开门角度: 95°
 杯尺寸: 40mm
 深: 11.5mm
 杯孔距: 52mm

Material: Steel with nickel plated
 Angle of opening: 95°
 Cup diameter: 40mm
 Depth: 11.5mm
 Hole Pitch: 52mm



可选配件 OPTIONAL ACCESSORY


F001

Material: Steel
 材料: 铁




F002

Material: Steel
 材料: 铁



F003

Material: Steel
 材料: 铁



F004

Material: Steel
 材料: 铁



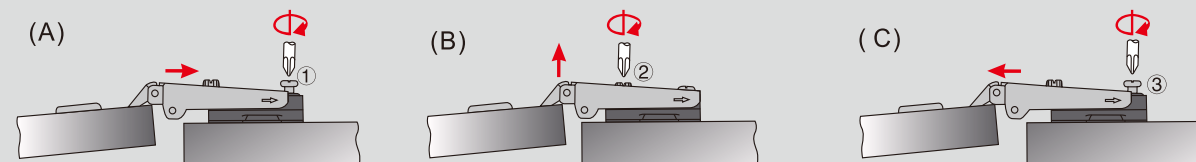
滑式铰链系统 (Slide on)

► Profession.Make DECORATIVE HARDWARE FITTINGS

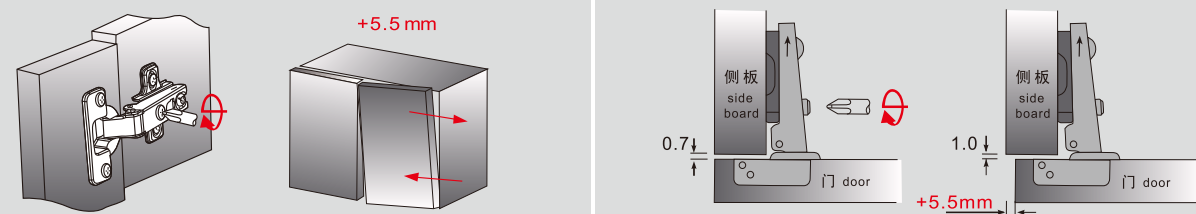
滑式铰链系统(SLIDE ON) 执行标准: QB/T2189-1995

如(A)图所示部分插入底板位置, 铰臂与底板配合锁紧螺丝①。调整调节螺丝②, 获得安装门板所需的盖位如(B)图, 即组完成。拆卸时如(C)图所示, 松开螺丝③即可拆卸。

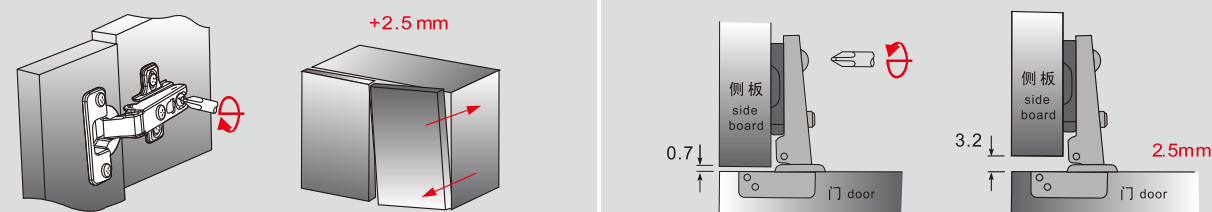
Join the hinge and plate as direction arrow shown as diagram(a), tighten the fixing screw(1), adjust the height of the adjusting screw, obtain the required door overlay shown as diagram(b), assembling completed. Disassembling shown as diagram(c) by loosening the fixing screw.



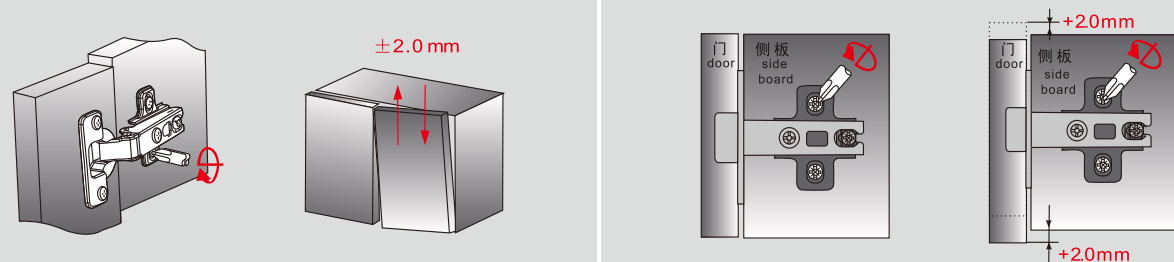
滑入式铰链门身的左右调校 SLIDE ON HINGE SIDE ADJUSTMENT



滑入式铰链深度调校 SLIDE ON HINGE DEPTH ADJUSTMENT



滑入式铰链上下调校 SLIDE ON HINGE HEIGHT ADJUSTMENT



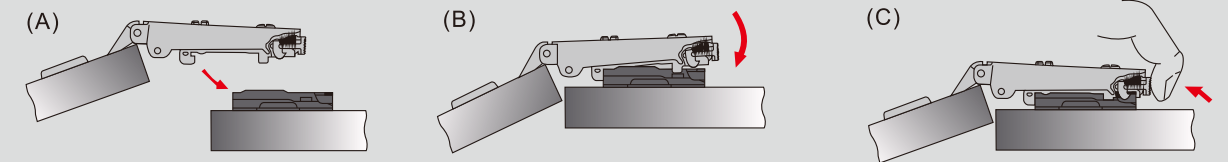
卡式铰链系统 (Clip on)

► Profession.Make DECORATIVE HARDWARE FITTINGS

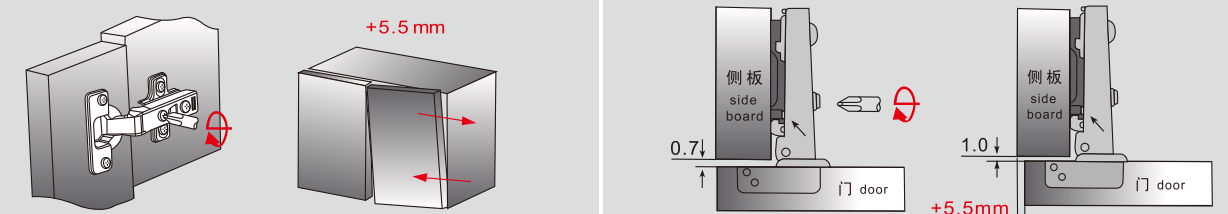
卡式铰链系统(CLIP ON) 执行标准: QB/T2189-1995

如(A)图所示部分插入底板扣位, 后端再倾斜压下如(B)图, 即组装完成。拆卸时如(C)图所示, 依箭头方向将按钮向内压即可拆卸。

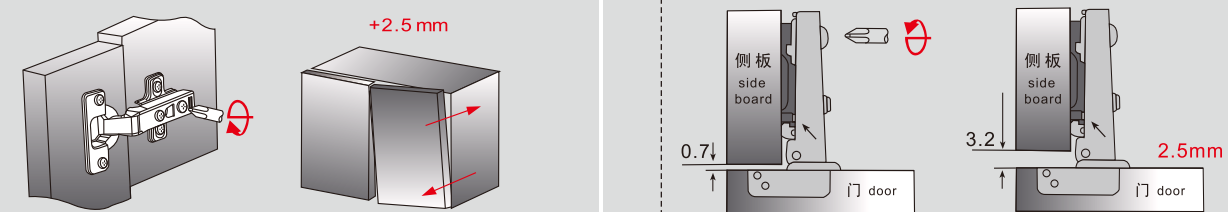
Clip the hinge to the plate shown as direction arrow in diagram(A), press down the hinge arm to lock the plate shown as direction arrow in diagram(B), assembling completed, disassembling shown as digram(C) by pushing the clip button.



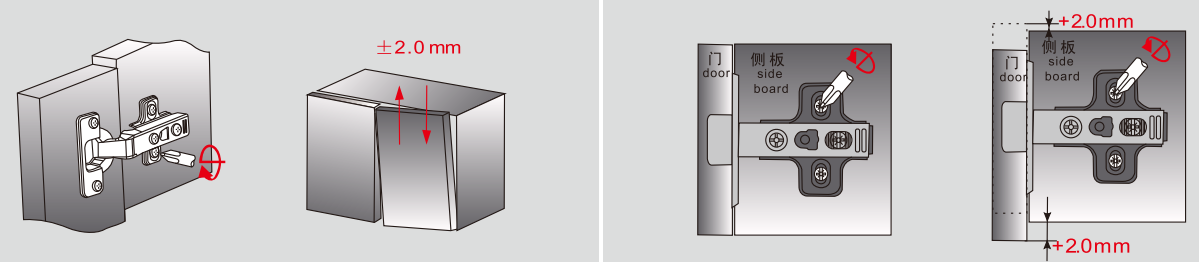
卡式铰链门身的左右调校 CLIP ON HINGE SIDE ADJUSTMENT



卡式铰链深度调校 CLIP ON HINGE DEPTH ADJUSTMENT




卡式铰链上下调校 CLIP ON HINGE HEIGHT ADJUSTMENT



Normal hinge 普通铰链

▶ 361 二段力 TWO WAY

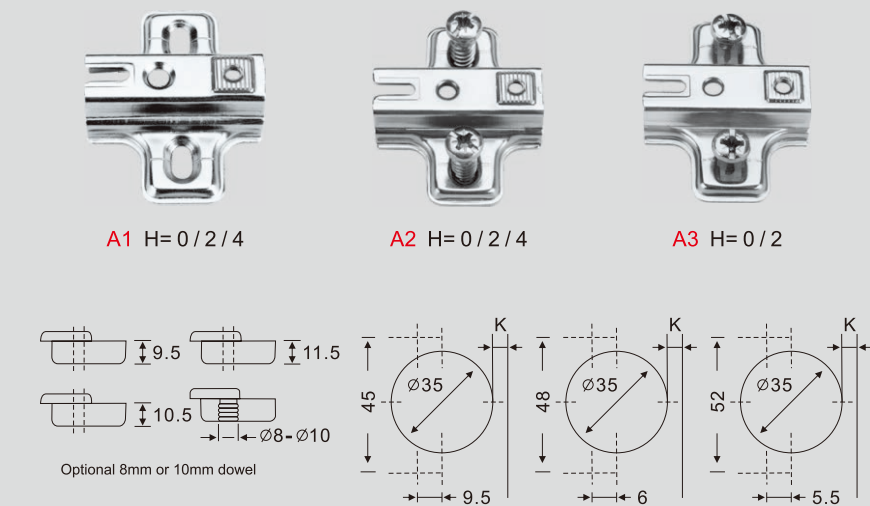
产品 PROUDUCT



描述 DESCRIPTION 可选配件 OPTIONAL ACCESSORY

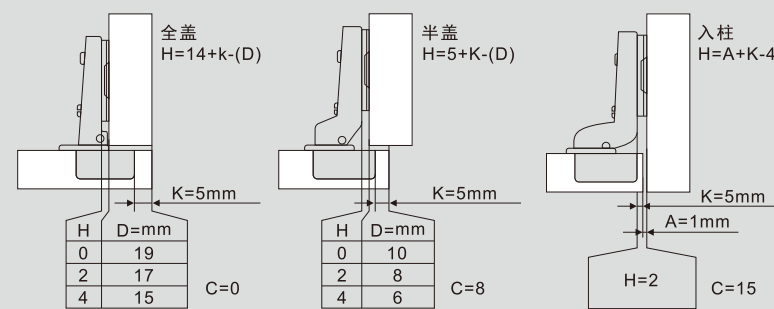
材料: 铁镀镍
 开门角度: 110°
 杯尺寸: 35mm
 深: 9.5 / 10.5 / 11.5mm
 杯孔距: 45 / 48 / 52mm

Material: Steel with nickel plated
 Angle of opening: 110°
 Cup diameter: 35mm
 Depth: 9.5 / 10.5 / 11.5mm
 Hole Pitch: 45 / 48 / 52mm



面板 (K) 可钻孔 3 毫米至 8 毫米, 家具厂商一般面板 (K) 钻孔选用 5 毫米。

Board (k) can be drilled in 3-8mm (common furniture board is 5mm in thickness)



▶ 361 二段力 TWO WAY

CUP AVAILABLE


安装示意图 Illustration



AVAILABLE PLATE



DECORATIVE COVER



SCREW FITTING



Normal hinge 普通铰链

▶ 661 二段力 TWO WAY

产品 PRODUCT




| 描述 DESCRIPTION | 可选配件 OPTIONAL ACCESSORY |
|----------------|-------------------------|
|----------------|-------------------------|

| | |
|--|---|
| <p>材料: 铁镀镍</p> <p>开门角度: 110°</p> <p>杯尺寸: 35mm</p> <p>深: 11.5mm</p> <p>杯孔距: 48mm</p> | <p>A7 H=0/2/4 A5 H=0/2 A1 H=0/2/4</p> |
| <p>Material: Steel with nickel plated</p> <p>Angle of opening: 110°</p> <p>Cup diameter: 35mm</p> <p>Depth: 11.5mm</p> <p>Hole Pitch: 48mm</p> | |

| <p>面板 (K) 可钻孔 3 毫米至 8 毫米, 家具厂商一般面板 (K) 钻孔选用 5 毫米。</p> <p>Board (k) can be drilled in 3-8mm (common furniture board is 5mm in thickness)</p> | <p>全盖 H=14+k-(D) 半盖 H=5+K-(D) 入柱 H=A+K-4</p> <table border="1"> <tr><th>H</th><th>D=mm</th><th>C=0</th></tr> <tr><td>0</td><td>19</td><td></td></tr> <tr><td>2</td><td>17</td><td></td></tr> <tr><td>4</td><td>15</td><td></td></tr> </table> <table border="1"> <tr><th>H</th><th>D=mm</th><th>C=8</th></tr> <tr><td>0</td><td>10</td><td></td></tr> <tr><td>2</td><td>8</td><td></td></tr> <tr><td>4</td><td>6</td><td></td></tr> </table> <p>H=2 C=15</p> | H | D=mm | C=0 | 0 | 19 | | 2 | 17 | | 4 | 15 | | H | D=mm | C=8 | 0 | 10 | | 2 | 8 | | 4 | 6 | |
|---|---|-----|------|-----|---|----|--|---|----|--|---|----|--|---|------|-----|---|----|--|---|---|--|---|---|--|
| H | D=mm | C=0 | | | | | | | | | | | | | | | | | | | | | | | |
| 0 | 19 | | | | | | | | | | | | | | | | | | | | | | | | |
| 2 | 17 | | | | | | | | | | | | | | | | | | | | | | | | |
| 4 | 15 | | | | | | | | | | | | | | | | | | | | | | | | |
| H | D=mm | C=8 | | | | | | | | | | | | | | | | | | | | | | | |
| 0 | 10 | | | | | | | | | | | | | | | | | | | | | | | | |
| 2 | 8 | | | | | | | | | | | | | | | | | | | | | | | | |
| 4 | 6 | | | | | | | | | | | | | | | | | | | | | | | | |

▶ 366 二段力 TWO WAY

产品 PRODUCT



| 描述 DESCRIPTION | 可选配件 OPTIONAL ACCESSORY |
|----------------|-------------------------|
|----------------|-------------------------|

| | |
|---|-------------------------|
| <p>材料: 铁镀镍</p> <p>开门角度: 110°</p> <p>杯尺寸: 35mm</p> <p>深: 11.5mm</p> <p>杯孔距: 45 / 48mm</p> | <p>B2 H=0 B4 H=0</p> |
| <p>Material: Steel with nickel plated</p> <p>Angle of opening: 110°</p> <p>Cup diameter: 35mm</p> <p>Depth: 11.5mm</p> <p>Hole Pitch: 45 / 48mm</p> | |

| <p>面板 (K) 可钻孔 3 毫米至 8 毫米, 家具厂商一般面板 (K) 钻孔选用 5 毫米。</p> <p>Board (k) can be drilled in 3-8mm (common furniture board is 5mm in thickness)</p> | <p>全盖 H=14+k-(D) 半盖 H=5+K-(D) 入柱 H=A+K-4</p> <table border="1"> <tr><th>H</th><th>D=mm</th><th>C=0</th></tr> <tr><td>0</td><td>19</td><td></td></tr> <tr><td>2</td><td>17</td><td></td></tr> <tr><td>4</td><td>15</td><td></td></tr> </table> <table border="1"> <tr><th>H</th><th>D=mm</th><th>C=8</th></tr> <tr><td>0</td><td>10</td><td></td></tr> <tr><td>2</td><td>8</td><td></td></tr> <tr><td>4</td><td>6</td><td></td></tr> </table> <p>H=2 C=15</p> | H | D=mm | C=0 | 0 | 19 | | 2 | 17 | | 4 | 15 | | H | D=mm | C=8 | 0 | 10 | | 2 | 8 | | 4 | 6 | |
|---|---|-----|------|-----|---|----|--|---|----|--|---|----|--|---|------|-----|---|----|--|---|---|--|---|---|--|
| H | D=mm | C=0 | | | | | | | | | | | | | | | | | | | | | | | |
| 0 | 19 | | | | | | | | | | | | | | | | | | | | | | | | |
| 2 | 17 | | | | | | | | | | | | | | | | | | | | | | | | |
| 4 | 15 | | | | | | | | | | | | | | | | | | | | | | | | |
| H | D=mm | C=8 | | | | | | | | | | | | | | | | | | | | | | | |
| 0 | 10 | | | | | | | | | | | | | | | | | | | | | | | | |
| 2 | 8 | | | | | | | | | | | | | | | | | | | | | | | | |
| 4 | 6 | | | | | | | | | | | | | | | | | | | | | | | | |

Normal hinge 普通铰链

▶ 9802 一段力 ONE WAY

产品 PRODUCT



| 描述 DESCRIPTION | 可选配件 OPTIONAL ACCESSORY |
|----------------|-------------------------|
|----------------|-------------------------|

| | |
|--|-------------------------------|
| <p>材料: 铁镀镍</p> <p>开门角度: 95°</p> <p>杯尺寸: 35mm</p> <p>深: 11.5mm</p> <p>杯孔距: 48 / 52mm</p> | <p>E2 H=0/2 E3 H=0/2</p> |
| <p>Material: Steel with nickel plated</p> <p>Angle of opening: 95°</p> <p>Cup diameter: 35mm</p> <p>Depth: 11.5mm</p> <p>Hole Pitch: 48 / 52mm</p> | |

面板 (K) 可钻孔 3 毫米至 8 毫米, 家具厂商一般面板 (K) 钻孔选用 5 毫米。

Board (k) can be drilled in 3-8mm (common furniture board is 5mm in thickness)

| 全盖 H=15+k-(D) | 半盖 H=6+K-(D) | 入柱 H=A+K-4 | | | | | | | | | | | | | | | | |
|--|-----------------|---------------|---|----|---|----|---|----|--|---|------|---|----|---|---|---|---|----------------------|
| | | | | | | | | | | | | | | | | | | |
| <table border="1"> <tr><th>H</th><th>D=mm</th></tr> <tr><td>0</td><td>20</td></tr> <tr><td>2</td><td>18</td></tr> <tr><td>4</td><td>16</td></tr> </table> <p>C=0</p> | H | D=mm | 0 | 20 | 2 | 18 | 4 | 16 | <table border="1"> <tr><th>H</th><th>D=mm</th></tr> <tr><td>0</td><td>11</td></tr> <tr><td>2</td><td>9</td></tr> <tr><td>4</td><td>7</td></tr> </table> <p>C=9</p> | H | D=mm | 0 | 11 | 2 | 9 | 4 | 7 | <p>H=2 C=17</p> |
| H | D=mm | | | | | | | | | | | | | | | | | |
| 0 | 20 | | | | | | | | | | | | | | | | | |
| 2 | 18 | | | | | | | | | | | | | | | | | |
| 4 | 16 | | | | | | | | | | | | | | | | | |
| H | D=mm | | | | | | | | | | | | | | | | | |
| 0 | 11 | | | | | | | | | | | | | | | | | |
| 2 | 9 | | | | | | | | | | | | | | | | | |
| 4 | 7 | | | | | | | | | | | | | | | | | |

▶ 362 一段力 ONE WAY

产品 PRODUCT



| 描述 DESCRIPTION | 可选配件 OPTIONAL ACCESSORY |
|----------------|-------------------------|
|----------------|-------------------------|

| | |
|---|------------------------------|
| <p>材料: 铁镀镍</p> <p>开门角度: 105°</p> <p>杯尺寸: 35mm</p> <p>深: 9.5/11.5mm</p> <p>杯孔距: 45 / 48 / 52 mm</p> | <p>F1 H= 2 F2 H=0/2</p> |
| <p>Material: Steel with nickel plated</p> <p>Angle of opening: 105°</p> <p>Cup diameter: 35mm</p> <p>Depth: 9.5/11.5mm</p> <p>Hole Pitch: 45 / 48 / 52 mm</p> | |

面板 (K) 可钻孔 3 毫米至 8 毫米, 家具厂商一般面板 (K) 钻孔选用 5 毫米。


Board (k) can be drilled in 3-8mm (common furniture board is 5mm in thickness)

| 全盖 H=15+k-(D) | 半盖 H=6+K-(D) | 入柱 H=A+K-4 | | | | | | | | | | | | | | | | |
|--|-----------------|---------------|---|----|---|----|---|----|--|---|------|---|----|---|---|---|---|----------------------|
| | | | | | | | | | | | | | | | | | | |
| <table border="1"> <tr><th>H</th><th>D=mm</th></tr> <tr><td>0</td><td>20</td></tr> <tr><td>2</td><td>18</td></tr> <tr><td>4</td><td>16</td></tr> </table> <p>C=0</p> | H | D=mm | 0 | 20 | 2 | 18 | 4 | 16 | <table border="1"> <tr><th>H</th><th>D=mm</th></tr> <tr><td>0</td><td>11</td></tr> <tr><td>2</td><td>9</td></tr> <tr><td>4</td><td>7</td></tr> </table> <p>C=9</p> | H | D=mm | 0 | 11 | 2 | 9 | 4 | 7 | <p>H=2 C=17</p> |
| H | D=mm | | | | | | | | | | | | | | | | | |
| 0 | 20 | | | | | | | | | | | | | | | | | |
| 2 | 18 | | | | | | | | | | | | | | | | | |
| 4 | 16 | | | | | | | | | | | | | | | | | |
| H | D=mm | | | | | | | | | | | | | | | | | |
| 0 | 11 | | | | | | | | | | | | | | | | | |
| 2 | 9 | | | | | | | | | | | | | | | | | |
| 4 | 7 | | | | | | | | | | | | | | | | | |

Mini hinge 迷你铰链

▶ 126 二段力 TWO WAY

产品 PRODUCT



描述 DESCRIPTION 可选配件 OPTIONAL ACCESSORY


| | |
|--|-----------------------------------|
| <p>材料: 铁镀镍 开门角度: 95° 杯尺寸: 26mm 深: 10.5mm 杯孔距: 38mm</p> <p>Material: Steel with nickel plated Angle of opening: 95° Cup diameter: 26mm Depth: 10.5mm Hole Pitch: 38mm</p> | <p>H1 H=0 H2 H=1 H3 H=3</p> |
|--|-----------------------------------|

面板 (K) 可钻孔 3 毫米至 8 毫米, 家具厂商一般面板 (K) 钻孔选用 5 毫米。
 Board (k) can be drilled in 3-8mm (common furniture board is 5mm in thickness)

| <p>全盖 H=12+k-(D)</p> <table border="1"> <tr><th>H</th><th>D=mm</th></tr> <tr><td>0</td><td>17</td></tr> <tr><td>2</td><td>15</td></tr> <tr><td>4</td><td>13</td></tr> </table> <p>C=0</p> | H | D=mm | 0 | 17 | 2 | 15 | 4 | 13 | <p>半盖 H=3+K-(D)</p> <table border="1"> <tr><th>H</th><th>D=mm</th></tr> <tr><td>0</td><td>8</td></tr> <tr><td>2</td><td>6</td></tr> <tr><td>4</td><td>4</td></tr> </table> <p>C=8</p> | H | D=mm | 0 | 8 | 2 | 6 | 4 | 4 | <p>入柱 H=A+K-6</p> <p>A=1mm</p> <p>H=2 C=15</p> |
|---|------|------|---|----|---|----|---|----|---|---|------|---|---|---|---|---|---|---|
| H | D=mm | | | | | | | | | | | | | | | | | |
| 0 | 17 | | | | | | | | | | | | | | | | | |
| 2 | 15 | | | | | | | | | | | | | | | | | |
| 4 | 13 | | | | | | | | | | | | | | | | | |
| H | D=mm | | | | | | | | | | | | | | | | | |
| 0 | 8 | | | | | | | | | | | | | | | | | |
| 2 | 6 | | | | | | | | | | | | | | | | | |
| 4 | 4 | | | | | | | | | | | | | | | | | |

▶ 161 一段力 ONE WAY

产品 PRODUCT



描述 DESCRIPTION 可选配件 OPTIONAL ACCESSORY

| | |
|--|-----------------------------------|
| <p>材料: 铁镀镍 开门角度: 95° 杯尺寸: 26mm 深: 9.5mm 杯孔距: 38 mm</p> <p>Material: Steel with nickel plated Angle of opening: 95° Cup diameter: 26mm Depth: 9.5mm Hole Pitch: 38 mm</p> | <p>J1 H=0 J2 H=0 J3 H=0</p> |
|--|-----------------------------------|

MINI D5

| <p>全盖 H=12+k-(D)</p> <table border="1"> <tr><th>H</th><th>D=mm</th></tr> <tr><td>0</td><td>17</td></tr> <tr><td>2</td><td>15</td></tr> <tr><td>4</td><td>13</td></tr> </table> <p>C=0</p> | H | D=mm | 0 | 17 | 2 | 15 | 4 | 13 | <p>半盖 H=3+K-(D)</p> <table border="1"> <tr><th>H</th><th>D=mm</th></tr> <tr><td>0</td><td>8</td></tr> <tr><td>2</td><td>6</td></tr> <tr><td>4</td><td>4</td></tr> </table> <p>C=9</p> | H | D=mm | 0 | 8 | 2 | 6 | 4 | 4 | <p>入柱 H=A+K-6</p> <p>A=1mm</p> <p>H=2 C=17</p> |
|---|------|------|---|----|---|----|---|----|---|---|------|---|---|---|---|---|---|---|
| H | D=mm | | | | | | | | | | | | | | | | | |
| 0 | 17 | | | | | | | | | | | | | | | | | |
| 2 | 15 | | | | | | | | | | | | | | | | | |
| 4 | 13 | | | | | | | | | | | | | | | | | |
| H | D=mm | | | | | | | | | | | | | | | | | |
| 0 | 8 | | | | | | | | | | | | | | | | | |
| 2 | 6 | | | | | | | | | | | | | | | | | |
| 4 | 4 | | | | | | | | | | | | | | | | | |

Angle hinge 角度铰链

▶ 15° / 20° / 30° / 45° 二段力 TWO WAY

产品 PROUDUCT



15°

描述 DESCRIPTION

| | | | |
|-------|-----------|-------------------|--------------------------|
| 材料: | 铁镀镍 | Material: | Steel with nickel plated |
| 开门角度: | 95° | Angle of opening: | 95° |
| 杯尺寸: | 35mm | Cup diameter: | 35mm |
| 深: | 11.5mm | Depth: | 11.5mm |
| 杯孔距: | 45 / 48mm | Hole Pitch: | 45 / 48mm |

可选配件 OPTIONAL ACCESSORY



A1 H=0/2/4 A5 H=0/2 A2 H=0/2/4

产品 PROUDUCT

产品 PROUDUCT



20°

描述 DESCRIPTION

| | | | |
|-------|-----------|-------------------|--------------------------|
| 材料: | 铁镀镍 | Material: | Steel with nickel plated |
| 开门角度: | 95° | Angle of opening: | 95° |
| 杯尺寸: | 35mm | Cup diameter: | 35mm |
| 深: | 11.5mm | Depth: | 11.5mm |
| 杯孔距: | 45 / 48mm | Hole Pitch: | 45 / 48mm |

可选配件 OPTIONAL ACCESSORY



A1 H=0/2/4 A5 H=0/2 A2 H=0/2/4

产品 PROUDUCT



30°

描述 DESCRIPTION

| | | | |
|-------|-----------|-------------------|--------------------------|
| 材料: | 铁镀镍 | Material: | Steel with nickel plated |
| 开门角度: | 95° | Angle of opening: | 95° |
| 杯尺寸: | 35mm | Cup diameter: | 35mm |
| 深: | 11.5mm | Depth: | 11.5mm |
| 杯孔距: | 45 / 48mm | Hole Pitch: | 45 / 48mm |

可选配件 OPTIONAL ACCESSORY



A1 H=0/2/4 A5 H=0/2 A2 H=0/2/4

产品 PROUDUCT



45°

描述 DESCRIPTION

| | | | |
|-------|-----------|-------------------|--------------------------|
| 材料: | 铁镀镍 | Material: | Steel with nickel plated |
| 开门角度: | 95° | Angle of opening: | 95° |
| 杯尺寸: | 35mm | Cup diameter: | 35mm |
| 深: | 11.5mm | Depth: | 11.5mm |
| 杯孔距: | 45 / 48mm | Hole Pitch: | 45 / 48mm |

可选配件 OPTIONAL ACCESSORY



A1 H=0/2/4 A5 H=0/2 A2 H=0/2/4

产品 PROUDUCT

▶ 90° / 135° / -30° / -45° 二段力 TWO WAY

产品 PROUDUCT



90°

描述 DESCRIPTION

| | | | |
|-------|-----------|-------------------|--------------------------|
| 材料: | 铁镀镍 | Material: | Steel with nickel plated |
| 开门角度: | 90° | Angle of opening: | 90° |
| 杯尺寸: | 35mm | Cup diameter: | 35mm |
| 深: | 11.5mm | Depth: | 11.5mm |
| 杯孔距: | 45 / 48mm | Hole Pitch: | 45 / 48mm |

可选配件 OPTIONAL ACCESSORY



A1 H=0/2/4 A5 H=0/2 A2 H=0/2/4

产品 PROUDUCT

产品 PROUDUCT



135°

描述 DESCRIPTION

| | | | |
|-------|-----------|-------------------|--------------------------|
| 材料: | 铁镀镍 | Material: | Steel with nickel plated |
| 开门角度: | 135° | Angle of opening: | 135° |
| 杯尺寸: | 35mm | Cup diameter: | 35mm |
| 深: | 11.5mm | Depth: | 11.5mm |
| 杯孔距: | 45 / 48mm | Hole Pitch: | 45 / 48mm |

可选配件 OPTIONAL ACCESSORY



A1 H=0/2/4 A5 H=0/2 A2 H=0/2/4

产品 PROUDUCT



-30°

描述 DESCRIPTION

| | | | |
|-------|-----------|-------------------|--------------------------|
| 材料: | 铁镀镍 | Material: | Steel with nickel plated |
| 开门角度: | 95° | Angle of opening: | 95° |
| 杯尺寸: | 35mm | Cup diameter: | 35mm |
| 深: | 11.5mm | Depth: | 11.5mm |
| 杯孔距: | 45 / 48mm | Hole Pitch: | 45 / 48mm |

可选配件 OPTIONAL ACCESSORY



A1 H=0/2/4 A5 H=0/2 A2 H=0/2/4

产品 PROUDUCT



-45°

描述 DESCRIPTION

| | | | |
|-------|-----------|-------------------|--------------------------|
| 材料: | 铁镀镍 | Material: | Steel with nickel plated |
| 开门角度: | 95° | Angle of opening: | 95° |
| 杯尺寸: | 35mm | Cup diameter: | 35mm |
| 深: | 11.5mm | Depth: | 11.5mm |
| 杯孔距: | 45 / 48mm | Hole Pitch: | 45 / 48mm |

可选配件 OPTIONAL ACCESSORY




A1 H=0/2/4 A5 H=0/2 A2 H=0/2/4

产品 PROUDUCT

Normal hinge 普通铰链

▶ 165° 一段力 ONE WAY

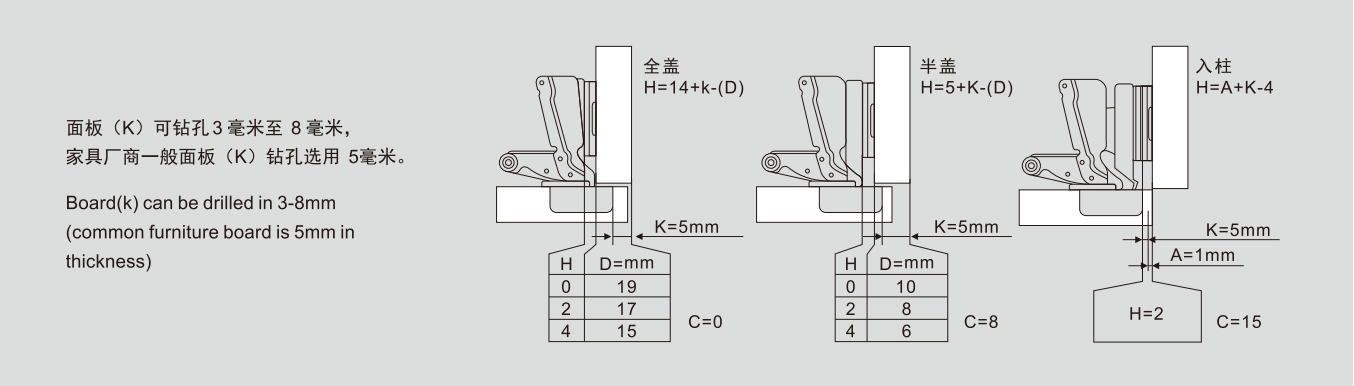

产品 PRODUCT



描述 DESCRIPTION 可选配件 OPTIONAL ACCESSORY


材料: 铁镀镍
 开门角度: 165°
 杯尺寸: 35mm
 深: 11.5mm
 杯孔距: 45 / 48 mm

Material: Steel with nickel plated
 Angle of opening: 165°
 Cup diameter: 35mm
 Depth: 11.5mm
 Hole Pitch: 45 / 48 mm



▶ 401 二段力 TWO WAY

产品 PRODUCT



描述 DESCRIPTION 可选配件 OPTIONAL ACCESSORY

材料: 铁镀镍
 开门角度: 95°
 杯尺寸: 40mm
 深: 12.8mm
 杯孔距: 52mm

Material: Steel with nickel plated
 Angle of opening: 95°
 Cup diameter: 40mm
 Depth: 12.8mm
 Hole Pitch: 52mm

